

DESERT WATER AGENCY
JANUARY 7, 2020



BOARD OF DIRECTORS
REGULAR MEETING AGENDA

REGULAR MEETING 8:00 A.M. OPERATIONS CENTER - 1200 SOUTH GENE AUTRY TRAIL – PALM SPRINGS – CALIFORNIA

Desert Water Agency operates independently of any other local government. Its autonomous elected board members are directly accountable to the people they serve. The Agency is one of the desert's two State Water Contractors and provides water and resource management, including recycling, for a 325-square-mile area of Western Riverside County, encompassing parts of Cathedral City, Desert Hot Springs, outlying Riverside County and Palm Springs.


- 1. PLEDGE OF ALLEGIANCE**
- 2. GENERAL MANAGER'S REPORT** **KRAUSE**
- 3. COMMITTEE REPORTS** Executive – January 2, 2020 **STUART**
- 4. PUBLIC COMMENT:** Members of the public may comment on any item not listed on the agenda, but within the jurisdiction of the Agency. In addition, members of the public may speak on any item listed on the agenda as that item comes up for consideration. Speakers are requested to keep their comments to no more than three (3) minutes. As provided in the Brown Act, the Board is prohibited from acting on items not listed on the agenda.
- 5. SECRETARY-TREASURER'S REPORT (NOVEMBER 2019)** **EWING**
- 6. ACTION ITEM**
A. Request Authorization for Board Attendance at Irrigation Leader's Operations & Management Workshop **KRAUSE**
- 7. DISCUSSION ITEM**
A. State Water Contractors' Meeting – December 18, 2019 **RIDDELL**
- 8. OUTREACH & CONSERVATION** **METZGER**
A. Activities & Events
- 9. DIRECTORS COMMENTS AND REQUESTS**
- 10. CLOSED SESSION**
A. CONFERENCE WITH LEGAL COUNSEL – EXISTING LITIGATION
Pursuant to Government Code Section 54956.9 (d) (1)
Name of Case: Agua Caliente Band of Cahuilla Indians vs. Coachella Valley Water District, et al
B. CONFERENCE WITH LEGAL COUNSEL – EXISTING LITIGATION
Pursuant to Government Code Section 54956.9 (d) (1)
Name of Case: Mission Springs Water District vs. Desert Water Agency
C. CONFERENCE WITH LEGAL COUNSEL – EXISTING LITIGATION
Pursuant to Government Code Section 54956.9 (d) (1)
Name of Case: Albrecht et al vs. County of Riverside
D. CONFERENCE WITH LEGAL COUNSEL – EXISTING LITIGATION
Pursuant to Government Code Section 54956.9 (d) (1)
Name of Case: Abbey et al vs. County of Riverside
E. CONFERENCE WITH LEGAL COUNSEL – EXPOSURE TO LITIGATION
Pursuant to Government Code Section 54956.9 (d) (2)
Alan Neil Freiman, et al vs. Safari Park, Inc.
Riverside County Superior Court Case No. PSC1806308
- 11. RECONVENE INTO OPEN SESSION – REPORT FROM CLOSED SESSION**
- 12. ADJOURN**

Upon request, this agenda will be made available in appropriate alternative formats to persons with disabilities, as required by Section 202 of the Americans with Disabilities Act of 1990. Any person with a disability who requires a modification or accommodation in order to participate in a meeting is asked to contact Desert Water Agency's Assistant Secretary of the Board, at (760) 323-4971, at least 48 working hours prior to the meeting to enable the Agency to make reasonable arrangements. Copies of records provided to Board members which relate to any agenda item to be discussed in open session may be obtained from the Agency at the address indicated on the agenda.

GENERAL MANAGER'S REPORT JANUARY 7, 2020

Damaged Backflows

On December 21 at approximately 2:40 a.m., Construction stand-by staff responded to notification of two hit back flows at Sunrise Way and San Rafael serving Golden Sands Mobile Home Park. Authorization was given to DWA to replace one and repair the other, which was done. The water loss was metered, and a police report was filed.



Stolen Backflow

On December 23 at approximately 10:00 a.m., Construction staff responded to the notification of a stolen 1 ½" backflow at 68743 Perez Road in Cathedral City. Authorization was given to replace and put them back into service, which was done. The water loss was metered and the customer was advised to file a police report.



SWP Delivery and Whitewater Hydro Generation Update

On December 9, 2019, MWD began water deliveries to the Whitewater River Recharge Facilities. The deliveries were expected to continue until December 31, 2019, with an anticipated delivery of approximately 12,500 AF for the month of December.

As a result of storms that moved into the desert area, CVWD requested that water delivery rate of flow be reduced starting on December 23 from 350 CFS to 180 CFS. CVWD then requested that all deliveries stop on December 25, and to remain off for the rest of the month to prevent possible flooding within ponds #1 and #2. With the revised delivery schedule, the approximate amount of water delivered for the month of December is 6,400 AC.

Also, as a result of the revised water deliveries, the Whitewater Hydro Plant operated for 5 days, with an anticipated generation of approximately 115,000 kWh. Staff anticipates an approximate SCE settlement amount of \$9,600.

SWC's Letter to DWR regarding DWR's CESA application

The Desert Water Agency responded in support of the letter from the State Water Contractors to DWR regarding the Incidental Take Permit Application for On-Going State Water Project Operations. (Letter attached)

Joint Letter Sent to Secretary for Natural Resources

Regarding the Voluntary Agreement Modeling - Legal and Scientific Adequacy of Voluntary Agreements to Update and Implement the Bay-Delta Water Quality Control Plan

The purpose of this letter is to provide our perspective on the results of the modeling studies and to urge you to move forward expeditiously with a determination that the VAs are legally sufficient and scientifically adequate as the basis for potential Water Quality Control Plan amendments, so that the State Water Resources Control Board's environmental review process and more detailed analyses for the VAs can proceed. (Letter attached)

December 20, 2019

Karla Nemeth, Director
Department of Water Resources
P.O. Box 942836
Sacramento, CA 94236-0001

Re: Incidental Take Permit Application for On-Going State Water Project Operations

Dear Director Nemeth:

The State Water Contractors (“SWC”) have reviewed the Department of Water Resources’ (“DWR”) Incidental Take Permit Application for the Long-Term Operation of the California State Water Project (“CESA Application”). To the extent the CESA Application differs from the State’s Proposed Project identified in the Draft Environmental Impact Report (“DEIR”), the SWC object. The SWC, including its member agencies, do not share an interest in pursuing the project DWR described in its CESA Application, specifically the adaptive management actions that include the April-May export cuts and additional outflow in summer-fall. (See, CESA Application, §3.3.16.1.)

DWR concluded that the proposed project identified in the DEIR has no significant and unavoidable impacts, and therefore no mitigation is required under CEQA. The proposed project identified in the DEIR satisfies CESA because it is sufficient to avoid jeopardizing the continued existence of the covered species and includes measures to minimize and fully mitigate the impacts of the proposed taking of covered species, including approximately \$450,000,000 worth of mitigation measures, in addition to the upwards of approximately \$1 billion dollars of mitigation measures contained in the CVP/SWP Biological Opinions. DWR should not have proposed anything beyond the proposed project identified in the DEIR.

The SWC supports the Adaptive Management Program included in the State’s DEIR Proposed Project. In fact, SWC have consistently supported collaborative scientific investigations and adaptive management in the Delta, through programs such as the Longfin Smelt settlement investigations, the Collaborative Science and Adaptive Management Program, the Interagency Ecological Program, and many independently-funded scientific investigations. The SWC continues to support testing hypotheses as part of these forums or through future implementation of the Voluntary Agreements, where multiple parties are collaborating to provide sizable assets to implement environmental actions in a rigorous scientific framework. However, there is no legal or scientific basis to require the proposed adaptive management actions contained in the CESA Application.

Despite the SWC objections to DWR’s CESA Application, we hope to support DWR in the future as it seeks legally and scientifically sound solutions.

Sincerely,



December 20, 2019

Wade Crowfoot
Secretary for Natural Resources
State of California
1416 Ninth Street, Suite 1311
Sacramento, CA 95814

Jared Blumenfeld
Secretary for Environmental Protection
State of California
P.O. Box 2815
Sacramento, CA 95812

Re: Legal and Scientific Adequacy of Voluntary Agreements to Update and Implement the Bay-Delta Water Quality Control Plan

Dear Secretary Crowfoot and Secretary Blumenfeld:

Under your leadership, our agencies and organizations have been engaged in intensive efforts over the past eleven months to advance the Voluntary Agreements (VA) process as a means to update and implement the Water Quality Control Plan for the San Francisco Bay/Sacramento-San Joaquin Delta Estuary. We recently reached an important milestone in this process with the State Water Resources Control Board's release of modeling studies evaluating the VAs. While the modeling studies are preliminary in nature, they overwhelmingly demonstrate that the VA habitat projects would provide large increases in habitat, and support the position we have long espoused—that the solution to improved conditions for fish is habitat projects coupled with targeted “functional” flows.

The purpose of this letter is to provide our perspective on the results of the modeling studies and to urge you to move forward expeditiously with a determination that the VAs are legally sufficient and scientifically adequate as the basis for potential Water Quality Control Plan amendments, so that the State Water Resources Control Board's environmental review process and more detailed analyses for the VAs can proceed.

By way of background, on December 12, 2018, the State Water Resources Control Board adopted Resolution No. 2018-0059, ordering paragraph 7 of which states:

The State Water Board directs staff to provide appropriate technical and regulatory information to assist the California Natural Resources Agency in completing a Delta watershed-wide agreement, including potential flow and non-flow measures for the Tuolumne River, and associated analyses no later than March 1, 2019. State Water Board staff shall incorporate the Delta watershed-wide agreement, including potential amendments to implement agreements related to the Tuolumne River, as an alternative for a future, comprehensive Bay-Delta Plan update that addresses the reasonable protection of beneficial uses across the Delta watershed, *with the goal that comprehensive amendments to the Bay-Delta Plan across the Delta watershed may be presented to the State Water Board for consideration as early as possible after December 1, 2019.* (emphasis added)

Since the adoption of Resolution No. 2018-0059, we have worked extensively with representatives of the State Team and other stakeholders to develop the specific elements of the VA program. This work has included drafting the various agreements that will form the legal foundation of the VA program; clarifying VA funding mechanisms; establishing tributary, Delta and system-wide Biological and Effectiveness Targets; and preparing a detailed science and governance charter. While some of this work remains to be completed, we have made substantial progress on these elements of the program.

On November 22, 2019, the State Water Resources Control Board released the results of modeling performed to date for the VAs. Our modeling consultants have evaluated the modeling results on a preliminary basis and have met with State Team modelers to discuss the methodology and results. While preliminary in nature, the modeling results are extremely promising. Specifically, the modeling results demonstrate the benefits of the VA alternative:

- While public water agencies have some concerns about how flow assets are represented in the SacWAM model, the modeling results are sufficient to make the determination that the VAs are adequate to advance as a potential basis for Water Quality Control Plan amendments. The public water agencies will continue to work with the State Team to improve modeling tools.
- Sacramento River Basin water agencies have committed to provide significant flow assets in dry, below normal and above normal years under the VA program. State Team modeling demonstrates the physical existence of these functional flows in the Sacramento River Basin and the Delta.
- Suitable salmon spawning habitat on the Sacramento, Feather, Yuba, and American Rivers will increase by more than 300 acres in all years under the VA program—including dry and critical years—an increase of almost 100 percent over current conditions.
- Suitable salmon floodplain rearing habitat on the Feather River will increase by an average of more than 300 acres under the VA program—an increase of approximately 180 percent over current conditions.
- Suitable salmon juvenile in-channel rearing habitat on the Sacramento, Feather, Yuba and American Rivers will increase by 170 acres in all years under the VA program—including dry and critical years—an increase of approximately 60 percent over current conditions.
- For the four Sacramento River Basin river systems (Sacramento, Feather, Yuba, and American) modeled by the State Team with a total of fifteen combinations of life stages and habitat types, the unimpaired flow (UIF) alternative resulted in negative impacts to two of the habitat areas, little change from existing conditions in eight of the habitat areas, and modest (less than about 25%) increases in five of the habitat areas, while the VAs resulted in increases as described above in all ten habitat areas

targeted for enhancement and no significant negative impacts. For the ten VA habitat enhancement projects, half of the projects more than double existing habitat.

- The Tuolumne River Partners have negotiated with the State a VA program that provides a commitment to additional flows in all year types and will be providing funding for habitat improvements. Combination of these efforts will result in significant fishery improvements on the Tuolumne River.
- In the Delta, the VA includes 4,500 acres of tidal restoration beyond that currently required, which will be constructed in areas to provide suitable habitat to the extent possible under a variety of hydrologic conditions and will add productivity to the Delta ecosystem.
- Also in the Delta, State Team modeling demonstrates that suitable habitat for smelt will increase by several thousand acres under the VA, in comparison to current conditions.

The State Team modeling results thus confirm the following:

- The VA assets provide substantial habitat increases over the limited habitat currently available.
- The UIF alternative demonstrates little benefit to tributary habitat and, in some cases, higher flows would reduce suitable habitat.
- When temperature impacts associated with the UIF alternative are considered (which will occur as part of the environmental review process), the additional adverse environmental impacts from the UIF alternative are anticipated to be significant.

If you or other parties are interested in more details or a full presentation on this evaluation, our modeling consultants are available to assist in any way helpful.

In summary, we have a unique opportunity to reach a landmark, collaborative settlement of a protracted dispute regarding how to balance Bay-Delta ecosystem protection and water-supply reliability. We respectfully urge you to move forward expeditiously with a determination that the VAs are legally sufficient and scientifically adequate as a potential basis for Water Quality Control Plan amendments so that the State Water Resources Control Board's environmental review process for the VAs can move forward.

Respectfully submitted,

San Francisco Public Utilities Commission

Michael Carlin

Friant Water Authority

Jason Phillips

Glenn-Colusa Irrigation District

Thad Bettner

Joint Water Districts

Donnie Stinnett

Kern County Water Agency

Amelia Minaberrigarai

Metropolitan Water District

Jeff Kightlinger

Northern CA Water Association

David Guy

Placer County Water Agency

Andy Fecko

Reclamation District 108

Lewis Bair

River Garden Farms

Roger Cornwell

San Juan Water District

Paul Helliker

San Luis & Delta-Mendota Water Authority

Federico Barajas

State Water Contractors

Jennifer Pierre

Sutter Mutual Water District

Brad Mattson

Tehama Colusa Canal Authority

Jeff Sutton

Western Canal Water District

Ted Trimble

Westlands Water District

Tom Birmingham

Yuba Water Agency

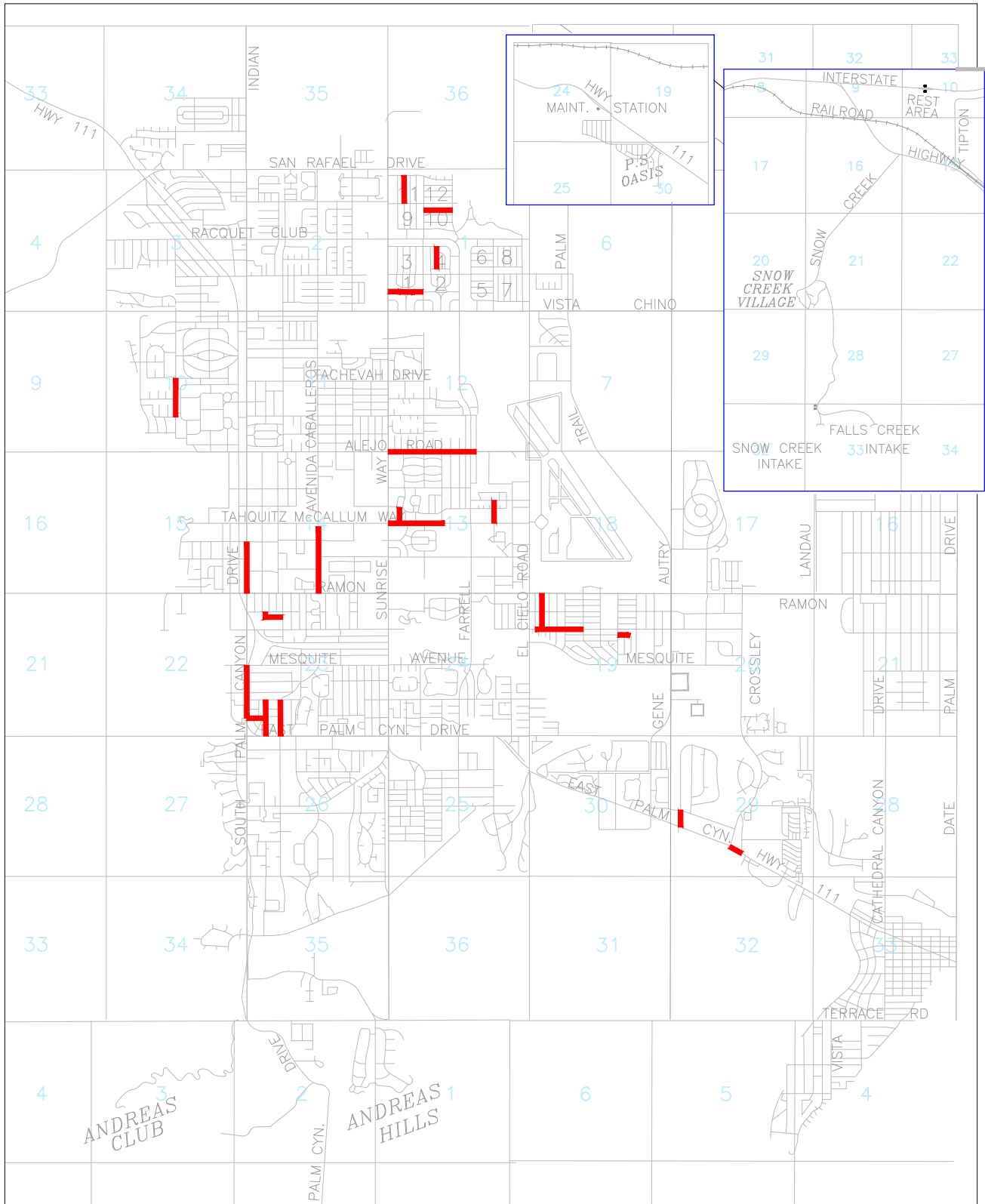
Curt Aikens

cc: Karla Nemeth, Director, California Department of Water Resources
Chuck Bonham, Director, California Department of Fish and Wildlife
E. Joaquin Esquivel, Chair, State Water Resources Control Board
Dorene D'Adamo, Vice-Chair, State Water Resources Control Board
Tam M. Doduc, Member, State Water Resources Control Board
Sean Maguire, Member, State Water Resources Control Board
Laurel Firestone, Member, State Water Resources Control Board
Eileen Sobeck, Executive Director, State Water Resources Control Board
Eric Oppenheimer, Asst. Executive Officer, State Water Resources Control Board
Ann O'Leary, Chief of Staff, Office of Governor Gavin Newsom
Bill Lyons, Senior Advisor, Office of Governor Newsom

SYSTEM LEAK DATA					
(PERIOD BEGINNING DECEMBER 11, 2019 THRU DECEMBER 30, 2019)					
STREET NAME	NUMBER OF LEAKS	PIPE DIAMETER (INCHES)	YEAR INSTALLED	PIPE MATERIAL	PIPE CONSTRUCTION
TAHQUITZ CANYON WY	4	8	1946	STEEL	BARE/UNLINED
AVENIDA CABALLEROS	2	14	1953	STEEL	BARE/UNLINED
S PALM CANYON DR	2	10	1938	STEEL	BARE/UNLINED
BAHADA RD	2	4	1958	STEEL	BARE/UNLINED
ALEJO RD	1	12	1960	STEEL	CML
BROADMOOR DR	1	10	1958	STEEL	BARE/UNLINED
VIA MONTE VISTA	1	8	1959	STEEL	CML
SUNNY DUNES RD	1	6	1946	STEEL	BARE/UNLINED
INDIAN CANYON DR	1	6	1951	STEEL	BARE/UNLINED
E PALM CANYON DR	1	6	1955	STEEL	BARE/UNLINED
LOUELLA RD	1	6	1955	STEEL	BARE/UNLINED
DESERT PARK AVE	1	6	1955	STEEL	BARE/UNLINED
MAGNOLIA RD	1	6	1955	STEEL	BARE/UNLINED
CALLE SAN ANTONIO	1	6	1958	STEEL	BARE/UNLINED
VIA SALIDA	1	4	1937	STEEL	BARE/UNLINED
HIGHLAND DR	1	4	1946	STEEL	BARE/UNLINED
CALLE PALO FIERRO	1	4	1947	STEEL	BARE/UNLINED
CALLE CHIA	1	4	1954	STEEL	BARE/UNLINED
AVENIDA OLANCHA	1	4	1955	STEEL	BARE/UNLINED
BELLAMY RD	1	4	1957	STEEL	BARE/UNLINED
LURING RD	1	4	1957	STEEL	BARE/UNLINED
TOTAL LEAKS IN SYSTEM:		27			

Streets highlighted in blue are being proposed as part of the
2019/2020 Replacement Pipeline Project

SYSTEM INFORMATION:	
*OLDEST PIPE IN THE SYSTEM (YEAR OF INSTALLATION):	1935
AVERAGE YEAR OF INSTALLATION OF UNLINED STEEL PIPE (SYSTEMWIDE):	1952
AVERAGE AGE OF UNLINED STEEL PIPE (SYSTEMWIDE):	66 YEARS
AVERAGE AGE OF PIPELINE AT THE TIME OF REPLACEMENT:	68 YEARS
TOTAL LENGTH OF PIPE IN SYSTEM OLDER THAN 68 YEARS (LINEAR FEET):	142,113
TOTAL LENGTH OF UNLINED PIPE SYSTEMWIDE (LINEAR FEET):	303,391
**AVERAGE LENGTH OF PIPE REPLACED ANNUALLY (LINEAR FEET):	14,500
PROJECTED TIME FRAME FOR 100% REPLACEMENT OF UNLINED STEEL PIPE:	21 YEARS
PROJECTED TIME FRAME FOR 100% REPLACEMENT OF PIPE OLDER THAN 68 YEARS:	10 YEARS
YEAR AGENCY TRANSITIONED TO CEMENT LINED STEEL PIPE:	1960
<p>* THIS PIPELINE IS BEING REPLACED AS PART OF THE 2018/2019 REPLACEMENT PIPELINES PROJECT.</p> <p>** PLEASE NOTE THIS FIGURE REPRESENTS THE AVERAGE LINEAR FOOTAGE OF PIPELINE REPLACED ANNUALLY GIVEN AN AVERAGE ANNUAL BUDGET OF \$3 MILLION.</p>	



SYSTEM LEAKS

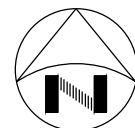
(Period beginning December 11, 2019
thru December 30, 2019)

DESERT WATER AGENCY
PALM SPRINGS, CALIFORNIA

LEGEND

- LEAK(S) RECORDED
- LEAK(S) RECORDED;
INCLUDED IN PROPOSED
LIST OF STREETS FOR
2019/2020
REPLACEMENT PIPELINES

DWG. BY
SR



DATE
12/19

SCALE
NTS

EXHIBIT
"A"

General Manager's Meetings and Activities

Meetings:

12/17/19	DWA Bi-Monthly Board Meeting	DWA
12/17/19	Indio Sub-basin Alternative Plan	DWA
12/18/19	East Branch Enlargement Cost Allocation	DWR
12/18/19	SWC Delta Committee Meeting	SAC
12/18/19	SWC Policy Meeting	SAC
12/19/19	SWC Monthly Board Meeting	SAC
12/19/19	Sites Reservoir Committee Monthly Meeting	SAC
12/23/19	DWA Weekly Staff Meetings	DWA
12/26/19	Whitewater BLM Right of Way Permit All Team Meeting	Conf. Call
12/30/19	DWA Weekly Staff Meetings	DWA
01/02/20	Executive Committee Meeting	DWA
01/06/20	DWA Weekly Staff Meetings	DWA
01/07/20	DWA Bi-Monthly Board Meeting	DWA

Activities:

- 1) SWP – CWF Voluntary Settlement Agreement Framework
- 2) SWP Contract Extension Amendment
- 3) DWA Remote Meter Reading Fixed Network
- 4) Whitewater Hydro – Automatic Re-start
- 5) State and Federal Contractors Water Authority and Delta Specific Project Committee (Standing)
- 6) Whitewater River Surface Water Recharge
- 7) ACBCI Section 14 Facilities & Easements
- 8) Lake Oroville Spillway Damage
- 9) Replacement Pipelines 2019-2020
- 10) DC Project – Finance JPA Committee (Standing)
- 11) DWA/CVWD/MWD Operations Coordination/Article 21/Pool A/Pool B/Yuba Water
- 12) DWA/CVWD/MWD Agreements Meetings (Meeting #8)
- 13) SWP 2019 Water Supply
- 14) ACBCI Water Rights Lawsuit
- 15) Whitewater Hydro Operations Coordination with Recharge Basin O&M
- 16) SGMA Tribal Stakeholder Meetings
- 17) Whitewater Spreading Basins – BLM Permits
- 18) Lake Perris Dam Seepage Recovery Project Participation
- 19) Delta Conveyance Project Cost Allocation
- 20) DWA Surface Water Filtration Feasibility Snow Creek Village/Palm Oasis
- 21) MCSB Delivery Updates
- 22) Well 6 Meaders Cleaners RWQB Meetings
- 23) SGMA – Indio Subbasin Classification
- 24) SGMA – San Geronio Pass Subbasin
- 25) UWMP Population Calculation Update/Valley-Wide UWMP
- 26) RWQCB Update to the SNMP

Minutes
Executive Committee Meeting
January 2, 2020

Directors Present: Joe Stuart, Kristin Bloomer

Staff Present: Mark Krause, Steve Johnson, Sylvia Baca

1. Discussion Items

A. Review Agenda for January 7, 2020 Regular Board Meeting

The proposed agenda for the January 7, 2020 meeting was reviewed.

B. Irrigation Leader Operations & Management Training Workshop

Staff informed the Committee of the upcoming workshop on January 29-30 in Phoenix, Arizona. President Stuart expressed interest in attending. This item will be placed on the upcoming Board agenda for approval of attendance. A correction was made to the 2020 Board Conference schedule to correct the dates for this conference from January 7 – 8 to January 29 – 30.

2. Other

A. 2020 Board Committee Assignments

The Committee requested having two alternates for all committees. Staff will be providing the 2020 Board Committee Assignments to the full Board for their review.

3. Adjourn

DESERT WATER AGENCY
STATEMENT OF CASH RECEIPTS AND EXPENDITURES

OPERATING ACCOUNT

NOVEMBER 2019

INVESTED
RESERVE FUNDS
\$25,249,437.14

BALANCE	NOVEMBER 1, 2019	(\$1,125,902.10)	
WATER SALES		\$3,058,337.77	
RECLAMATION SALES		149,731.58	
WASTEWATER RECEIPTS		70,256.44	
POWER SALES		0.00	
METERS, SERVICES, ETC.		97,990.00	
REIMBURSEMENT – GENERAL FUND		177,796.56	
REIMBURSEMENT – WASTEWATER FUND		2,320.45	
ACCOUNTS RECEIVABLE – OTHER		4,707.02	
CUSTOMER DEPOSITS – SURETY		14,516.52	
CUSTOMER DEPOSITS – CONST.		46,403.00	
LEASE REVENUE		2,091.20	
INTEREST RECEIVED ON INV. FDS.		0.00	
FRONT FOOTAGE FEES		0.00	
BOND SERVICE & RESERVE FUND INT		0.00	
MISCELLANEOUS		<u>16,609.26</u>	
TOTAL RECEIPTS		\$3,640,759.80	
PAYMENTS			
PAYROLL CHECKS		\$421,142.85	
PAYROLL TAXES		117,959.64	
ELECTRONIC TRANSFERS		205,339.78	
CHECKS UNDER \$10,000.00		268,342.80	
CHECKS OVER \$10,000.00 – SCH. #1		877,877.16	
CANCELLED CHECKS AND FEES		<u>33,667.04</u>	
TOTAL PAYMENTS		<u>\$1,924,329.27</u>	
NET INCOME		\$1,716,430.53	
BOND SERVICE ACCOUNT			
MONTHLY WATER SALES		\$0.00	
EXCESS RETURNED BY B/A		<u>\$0.00</u>	
BOND SERVICE FUND			\$0.00
INVESTED RESERVE FUNDS			
FUNDS MATURED		\$1,426,000.00	
FUNDS INVESTED – SCH. #3		<u>2,256,500.00</u>	
NET TRANSFER			<u>(\$830,500.00)</u>
BALANCE	NOVEMBER 30, 2019	(\$239,971.57)	\$26,079,937.14

NOVEMBER 2019

DESERT WATER AGENCY

OPERATING ACCOUNT

SCHEDULE #1 - CHECKS OVER \$10,000

CHECK #	NAME	DESCRIPTION	AMOUNT
124098	ECS IMAGING, INC	LASER FICHE ANNUAL MAINTENANCE	\$10,500.00
124111	KRIEGER & STEWART INC.	ENGINEERING	\$71,082.68
124115	MUNICIPAL DIVING SERVICES INC.	RESERVOIRS CLEANING & INSPECTIONS	\$45,500.00
124133	SOUTHERN CALIFORNIA EDISON CO	POWER	\$192,190.67
124147	ACWA-JPIA	HEALTH, DENTAL & VISION INSURANCE PREMIUMS - OCTOBER 2019	\$208,012.94
124165	DESERT WATER AGENCY - WASTEWATER	WASTEWATER REVENUE BILLING - OCTOBER 2019	\$94,759.39
124168	SWRCB	ANNUAL PERMIT FEE	\$31,217.00
124199	BACKFLOW APPARATUS & VALVE CO.	WATER SERVICE SUPPLIES	\$16,444.86
124202	BESTBEST & KRIEGER LLP	LEGAL FEES	\$108,886.74
124217	DOWN TO EARTH LANDSCAPING	LANDSCAPE MAINTENANCE	\$31,122.28
124218	ELMS EQUIPMENT RENTAL INC.	CONCRETE SAW (W/O # 19-145-M)	\$16,737.10
124250	OUTFLOW TECHNOLOGIES	PROGRAMMING - CORE BACK OFFICE PROJECT	\$33,725.00
124273	Z&L PAVING, INC	PAVING	\$17,698.50
		GASMASTER SERIES UNIT AT REC PLANT (W/O # 18-401-M)	

** TOTAL

\$877,877.16

**DESERT WATER AGENCY
OPERATING FUND - LISTING OF INVESTMENTS
November 30, 2019**

PURCH DATE	NAME	DESCRIPTION	CALLABLE	MATURITY DATE	COST	PAR VALUE	MARKET VALUE	YIELD TO MATURITY	CALLABLE STATUS
------------	------	-------------	----------	---------------	------	-----------	--------------	-------------------	-----------------

Local Agency Investment Fund

06-30-83	State of California	LAIF		Open	\$ 20,079,227.14	\$ 20,079,227.14	\$ 20,079,227.14	2.070%	-
----------	---------------------	------	--	------	------------------	------------------	------------------	--------	---

Certificates of Deposit

Total Certificates of Deposit	\$	-	\$	-	\$	-
-------------------------------	----	---	----	---	----	---

Commercial Paper

10-04-19	Union Bank	Wells Fargo	09-09-21	09-09-22	\$ 1,000,710.00	\$ 1,000,000.00	\$ 998,940.00	2.044%	1 Time
----------	------------	-------------	----------	----------	-----------------	-----------------	---------------	--------	--------

Total Commerical Paper	\$	1,000,710.00	\$	1,000,000.00	\$	998,940.00
------------------------	----	--------------	----	--------------	----	------------

Government Agency

09-29-17	Union Bank	FHLMC	12-29-19	09-29-20	\$ 500,000.00	\$ 500,000.00	\$ 499,795.00	1.700%	Quarterly
07-15-19	Union Bank	FHLMC	01-15-20	01-15-21	\$ 500,000.00	\$ 500,000.00	\$ 500,045.00	2.100%	1 Time
08-26-19	Union Bank	FHLMC	02-26-20	08-26-22	\$ 1,000,000.00	\$ 1,000,000.00	\$ 1,000,530.00	2.050%	Quarterly
09-13-19	Union Bank	FHLB	03-13-20	03-13-24	\$ 1,000,000.00	\$ 1,000,000.00	\$ 999,330.00	2.100%	Quarterly
09-13-19	Union Bank	FHLMC	03-13-20	09-13-24	\$ 1,000,000.00	\$ 1,000,000.00	\$ 996,980.00	2.200%	Quarterly
10-17-19	Union Bank	FHLMC	01-17-19	10-17-22	\$ 1,000,000.00	\$ 1,000,000.00	\$ 998,310.00	2.000%	Quarterly

Total Government Agency	\$	5,000,000.00	\$	5,000,000.00	\$	4,994,990.00
-------------------------	----	--------------	----	--------------	----	--------------

Weighted Mean YTM 2.065%

TOTAL INVESTED @ 11/30/19	\$	26,079,937.14	\$	26,079,227.14	\$	26,073,157.14
---------------------------	----	---------------	----	---------------	----	---------------

BALANCE @ 06/30/19	\$	23,936,118.14
--------------------	----	---------------

INCREASE (DECREASE)	\$2,143,819.00
---------------------	----------------

DESERT WATER AGENCY
STATEMENT OF CASH RECEIPTS AND EXPENDITURES

GENERAL ACCOUNT

NOVEMBER 2019

INVESTED
RESERVE FUNDS
\$143,366,551.81

BALANCE	NOVEMBER 1, 2019	\$1,452,812.91	
* TAXES - RIVERSIDE COUNTY		0.00	
* INTEREST EARNED - INV. FUNDS		109,462.11	
GROUNDWATER REPLEN. ASSESSMENT		26,238.27	
REIMBURSEMENT - OPERATING FUND		0.00	
REIMBURSEMENT - CVWD MGMT		0.00	
STATE WATER PROJECT REFUNDS		24,172.00	
REIMB - CVWD - WHITEWATER HYDRO		0.00	
POWER SALES - WHITEWATER		38,350.70	
MISCELLANEOUS		0.00	
TOTAL RECEIPTS		\$198,223.08	
PAYMENTS			
CHECKS UNDER \$10,000.00		11,326.00	
CHECKS OVER \$10,000.00 - SCH. #1		778,951.86	
CANCELLED CHECKS AND FEES		0.00	
TOTAL PAYMENTS		<u>\$790,277.86</u>	
NET INCOME		(\$592,054.78)	
INVESTED RESERVE FUNDS			
FUNDS MATURED		22,619,950.00	
FUNDS INVESTED – SCH. #2		<u>23,435,790.00</u>	
NET TRANSFER		(\$815,840.00)	\$815,840.00
BALANCE	NOVEMBER 30,, 2019	\$44,918.13	\$144,182,391.81
* INCLUSIVE TO DATE		TAXES	INTEREST
RECEIPTS IN FISCAL YEAR		\$1,472,155.08	\$1,397,439.74
RECEIPTS IN CALENDAR YEAR		\$25,932,591.39	\$3,340,391.68

NOVEMBER 2019

DESERT WATER AGENCY

GENERAL ACCOUNT

SCHEDULE #1- CHECKS OVER \$10,000

CHECK #	NAME	DESCRIPTION	AMOUNT
9311	COACHELLA VALLEY WATER DISTRICT	WHIEWATER HYDRO REVENUE - AUGUST 2019	\$27,963.05
9313	STATE OF CA. DEPT OF WATER RESOURCES	STATE WATER PROJECT- NOVEMBER 2019	\$554,642.00
9314	ASSOCIATION OF CA WATER AGENCIES	2020 ANNUAL AGENCY DUES	\$23,499.65
9318	DESERT WATER AGENCY - OPERATING	OPERATING FUND REIMBURSEMENT FOR OCTOBER 2019	\$172,847.16
		** TOTAL	\$778,951.86

DESERT WATER AGENCY
GENERAL FUND - LISTING OF INVESTMENTS
November 30, 2019

PURCHASE DATE	NAME	DESCRIPTION	CALLABLE	MATURITY DATE	COST	PAR VALUE	MARKET VALUE	YIELD TO MATURITY	CALLABLE STATUS
---------------	------	-------------	----------	---------------	------	-----------	--------------	-------------------	-----------------

Local Agency Investment Fund

06-30-83	State of California	LAIF	Bullet	Open	\$ 41,095,085.81	\$ 41,095,085.81	\$ 41,095,085.81	2.070%	-
----------	---------------------	------	--------	------	------------------	------------------	------------------	--------	---

Certificates of Deposit

06-14-17	RBC Wealth Mgmt	Capital One Bullet	Bullet	06-15-20	\$ 250,000.00	\$ 250,000.00	\$ 250,400.00	1.900%	Bullet
06-14-17	RBC Wealth Mgmt	Capital One Bank USA	Bullet	06-15-20	\$ 250,000.00	\$ 250,000.00	\$ 250,400.00	1.900%	Bullet
06-19-17	RBC Wealth Mgmt	First Priority Bank	Bullet	06-19-20	\$ 250,000.00	\$ 250,000.00	\$ 250,202.50	1.750%	Bullet
05-29-19	Ladenburg Thalmann	Sallie Mae Bank	Bullet	05-31-22	\$ 245,000.00	\$ 245,000.00	\$ 249,456.55	2.500%	Bullet
05-30-19	Ladenburg Thalmann	Ally bank	Bullet	05-31-22	\$ 245,000.00	\$ 245,000.00	\$ 249,444.30	2.500%	Bullet
06-05-19	Ladenburg Thalmann	Goldman Sachs	Bullet	06-05-22	\$ 245,000.00	\$ 245,000.00	\$ 249,459.00	2.500%	Bullet
06-06-19	Ladenburg Thalmann	Morgan Stanley Bank	Bullet	06-06-22	\$ 245,000.00	\$ 245,000.00	\$ 249,760.35	2.550%	Bullet
06-06-19	Ladenburg Thalmann	Morgan Stanley Private Bank	Bullet	06-06-22	\$ 245,000.00	\$ 245,000.00	\$ 249,760.35	2.550%	Bullet
06-07-19	Ladenburg Thalmann	Synchrony Bank (GE)	Bullet	06-07-22	\$ 245,000.00	\$ 245,000.00	\$ 248,858.75	2.400%	Bullet

Total Certificates of Deposit	\$ 2,220,000.00	\$ 2,220,000.00	\$ 2,247,741.80
-------------------------------	-----------------	-----------------	-----------------

Medium Term Notes

09-19-18	Stifel	Wells Fargo MTN Step	12-19-20	09-19-21	\$ 1,000,000.00	\$ 1,000,000.00	\$ 992,550.00	3.250%	Quarterly
02-19-19	Alamo Capital	Toyota Motor Corp MTN	Bullet	07-13-22	\$ 1,399,076.00	\$1,400,000.00	\$ 1,431,724.00	2.800%	Bullet
03-04-19	Alamo Capital	Apple Inc. MTN	Bullet	05-11-20	\$ 991,160.00	\$1,000,000.00	\$ 999,980.00	2.560%	Bullet
04-04-19	Alamo Capital	Toyota Motor Corp MTN	Bullet	04-17-20	\$ 994,400.00	\$1,000,000.00	\$ 1,000,240.00	2.500%	Bullet
07-18-19	Alamo Capital	Toyota Motor Corp MTN	Bullet	09-08-22	\$ 1,000,000.00	\$1,000,000.00	\$ 1,007,240.00	2.150%	Bullet
09-16-19	Alamo Capital	Apple Inc. MTN	08-11-24	09-11-24	\$ 990,552.00	\$1,000,000.00	\$ 992,150.00	2.000%	1 Time
10-04-19	Union Bank	Wells Fargo Bank NA	09-09-21	09-09-22	\$ 2,001,420.00	\$2,000,000.00	\$ 1,997,880.00	2.044%	1 Time
10-21-19	Alamo Capital	Toyota Motor Corp MTN	Bullet	10-07-24	\$ 1,499,994.00	\$1,500,000.00	\$ 1,498,260.00	2.000%	Bullet
10-23-19	Alamo Capital	American Honda Finance	Bullet	09-10-24	\$ 3,011,474.00	\$3,000,000.00	\$ 2,993,100.00	2.000%	Bullet
11-01-19	Stifel	Boeing Co	04-15-23	06-15-23	\$ 991,630.00	\$1,000,000.00	\$ 992,790.00	2.116%	Continuous
11-22-19	Union Bank	Exxon Mobile Corp	01-01-23	03-01-23	\$ 2,055,180.00	\$2,000,000.00	\$ 2,050,600.00	1.809%	Continuous
Total Commercial Paper	\$ 15,934,886.00	\$ 15,900,000.00	\$ 15,956,514.00						

Government Agency

03-23-16	Ladenburg Thalmann	FNMA	12-23-19	03-23-20	\$ 1,000,000.00	\$ 1,000,000.00	\$ 999,680.00	1.500%	Qtrly
04-26-16	Ladenburg Thalmann	FHLB	Continuous	10-26-20	\$ 999,500.00	\$ 1,000,000.00	\$ 998,300.00	1.550%	Continuous
06-16-16	Stifel	FFCB	Continuous	03-16-20	\$ 1,000,000.00	\$ 1,000,000.00	\$ 999,470.00	1.400%	Continuous
06-21-16	Stifel	FHLMC STEP	12-21-19	06-21-21	\$ 1,000,000.00	\$ 1,000,000.00	\$ 1,000,010.00	2.000%	Qtrly
07-13-16	Union Bank	FFCB	Continuous	01-13-20	\$ 1,000,000.00	\$ 1,000,000.00	\$ 999,550.00	1.240%	Continuous
07-27-16	Stifel	FNMA STEP	01-27-20	07-27-21	\$ 1,000,000.00	\$ 1,000,000.00	\$ 996,430.00	1.500%	Qtrly
08-10-16	Ladenburg Thalmann	FHLMC	02-10-20	08-10-20	\$ 1,000,000.00	\$ 1,000,000.00	\$ 998,410.00	1.450%	Qtrly
10-06-16	Ladenburg Thalmann	FHLMC	01-06-20	07-06-20	\$ 1,000,000.00	\$ 1,000,000.00	\$ 998,190.00	1.375%	Qtrly
10-17-16	Stifel	FNMA	Bullet	04-17-20	\$ 1,000,000.00	\$ 1,000,000.00	\$ 998,440.00	1.250%	1 Time
11-03-16	Ladenburg Thalmann	FFCB	Continuous	05-03-21	\$ 999,250.00	\$ 1,000,000.00	\$ 993,210.00	1.490%	Continuous
12-14-16	Ladenburg Thalmann	FHLMC	12-14-19	12-14-20	\$ 1,000,000.00	\$ 1,000,000.00	\$ 998,980.00	1.750%	Qtrly
12-29-16	Ladenburg Thalmann	FNMA	12-29-19	06-29-20	\$ 1,000,000.00	\$ 1,000,000.00	\$ 999,090.00	1.750%	Qtrly
12-30-16	Ladenburg Thalmann	FHLMC	Bullet	12-30-19	\$ 998,000.00	\$ 1,000,000.00	\$ 999,850.00	1.500%	Qtrly
01-27-17	Ladenburg Thalmann	FNMA	Bullet	01-27-20	\$ 1,000,000.00	\$ 1,000,000.00	\$ 999,710.00	1.650%	Qtrly
01-30-17	Union Bank	FHLB	01-30-20	04-30-20	\$ 1,000,000.00	\$ 1,000,000.00	\$ 1,000,020.00	1.750%	Qtrly
04-20-17	Stifel	FHLMC STEP	Bullet	04-20-20	\$ 1,000,000.00	\$ 1,000,000.00	\$ 1,002,610.00	2.250%	Bullet
06-29-17	Ladenburg Thalmann	FHLMC	12-29-19	09-29-20	\$ 1,000,000.00	\$ 1,000,000.00	\$ 1,000,100.00	1.750%	Qtrly
07-11-17	Ladenburg Thalmann	FHLMC	01-11-20	01-11-21	\$ 1,000,000.00	\$ 1,000,000.00	\$ 997,280.00	1.800%	Qtrly

DESERT WATER AGENCY
GENERAL FUND - LISTING OF INVESTMENTS
November 30, 2019

PURCHASE DATE	NAME	DESCRIPTION	CALLABLE	MATURITY DATE	COST	PAR VALUE	MARKET VALUE	YIELD TO MATURITY	CALLABLE STATUS
08-07-17	Ladenburg Thalmann	FFCB	Continuous	11-23-20	\$ 999,850.00	\$ 1,000,000.00	\$ 997,410.00	1.770%	Continuous
09-28-17	Ladenburg Thalmann	FHLMC STEP	12-28-19	09-28-20	\$ 1,000,000.00	\$ 1,000,000.00	\$ 1,000,340.00	1.744%	Qtrly
09-29-17	Union Bank	FHLMC	12-29-19	09-29-20	\$ 1,000,000.00	\$ 1,000,000.00	\$ 999,590.00	1.700%	Qtrly
09-29-17	Stifel	FHLMC STEP	12-29-19	09-29-22	\$ 1,000,000.00	\$ 1,000,000.00	\$ 1,000,300.00	1.750%	Qtrly
10-26-17	Ladenburg Thalmann	FNMA	01-26-20	07-26-21	\$ 1,000,000.00	\$ 1,000,000.00	\$ 998,350.00	2.000%	Qtrly
02-26-19	Stifel	FHLMC	02-26-20	08-26-22	\$ 1,000,000.00	\$ 1,000,000.00	\$ 1,001,460.00	2.750%	Qtrly
06-24-19	Alamo Capital	FHLMC	12-24-19	06-24-24	\$ 1,000,000.00	\$ 1,000,000.00	\$ 1,000,050.00	2.500%	Qtrly
07-08-19	Union Bank	FHLMC	01-08-20	01-08-21	\$ 1,000,000.00	\$ 1,000,000.00	\$ 998,350.00	2.000%	1 Time
07-15-19	Ladenburg Thalmann	FHLMC STEP	01-15-20	07-15-24	\$ 1,000,000.00	\$ 1,000,000.00	\$ 1,000,160.00	3.223%	Qtrly
07-15-19	Union Bank	FHLMC	01-15-20	01-15-21	\$ 1,000,000.00	\$ 1,000,000.00	\$ 1,000,090.00	2.100%	1 Time
07-22-19	Union Bank	FHLMC	01-22-20	07-22-21	\$ 1,000,000.00	\$ 1,000,000.00	\$ 1,000,140.00	2.080%	1 Time
07-26-19	Alamo Capital	FHLMC	01-24-20	01-24-22	\$ 1,000,000.00	\$ 1,000,000.00	\$ 1,000,170.00	2.125%	Qtrly
07-29-19	Stifel	FHLB	01-29-20	04-29-21	\$ 1,000,000.00	\$ 1,000,000.00	\$ 1,000,200.00	2.100%	Qtrly
07-29-19	Union Bank	FHLMC	01-29-20	07-29-21	\$ 1,000,000.00	\$ 1,000,000.00	\$ 999,750.00	2.150%	Qtrly
08-05-19	Alamo Capital	FHLB	02-05-20	08-05-24	\$ 1,000,000.00	\$ 1,000,000.00	\$ 1,000,010.00	2.400%	Continuous
08-06-19	Stifel	FHLMC	02-06-20	02-06-23	\$ 1,000,000.00	\$ 1,000,000.00	\$ 1,000,580.00	2.250%	Qtrly
08-12-19	Alamo Capital	FHLMC	02-12-20	08-12-24	\$ 1,000,000.00	\$ 1,000,000.00	\$ 989,650.00	2.200%	Qtrly
08-12-19	Union Bank	FFCB	08-12-20	08-12-24	\$ 1,000,000.00	\$ 1,000,000.00	\$ 991,950.00	2.120%	Continuous
08-19-19	Alamo Capital	FHLB	02-19-20	08-19-22	\$ 999,500.00	\$ 1,000,000.00	\$ 998,080.00	2.030%	Continuous
08-15-19	Union Bank	FHLMC	02-15-20	08-15-23	\$ 1,000,000.00	\$ 1,000,000.00	\$ 990,580.00	2.200%	Qtrly
08-27-19	Stifel	FHLMC	02-27-20	08-27-21	\$ 1,000,000.00	\$ 1,000,000.00	\$ 996,500.00	1.875%	Qtrly
08-28-19	Union Bank	FHLB	02-26-20	08-26-22	\$ 1,000,000.00	\$ 1,000,000.00	\$ 1,000,050.00	2.000%	Qtrly
09-04-19	Alamo Capital	FFCB	12-04-19	03-04-24	\$ 1,000,000.00	\$ 1,000,000.00	\$ 1,000,000.00	2.220%	Continuous
09-04-19	Ladenburg Thalmann	FHLMC STEP	12-04-19	09-04-24	\$ 1,000,000.00	\$ 1,000,000.00	\$ 999,980.00	2.694%	Qtrly
09-06-19	Union Bank	FHLMC	12-06-19	09-06-22	\$ 2,000,000.00	\$ 2,000,000.00	\$ 1,986,720.00	2.150%	Qtrly
09-09-19	Alamo Capital	FHLMC	03-09-20	03-09-23	\$ 2,000,000.00	\$ 2,000,000.00	\$ 1,994,180.00	1.950%	Qtrly
09-06-19	Alamo Capital	FNMA	Bullet	09-06-22	\$ 996,520.00	\$ 1,000,000.00	\$ 992,970.00	1.494%	Bullet
09-10-19	Stifel	FHLMC	03-10-20	09-10-24	\$ 2,000,000.00	\$ 2,000,000.00	\$ 1,999,960.00	2.100%	Qtrly
09-11-19	Ladenburg Thalmann	FFCB	12-06-19	09-06-22	\$ 999,800.00	\$ 1,000,000.00	\$ 997,660.00	2.037%	Continuous
09-11-19	Stifel	FFCB	09-11-20	09-11-23	\$ 1,000,000.00	\$ 1,000,000.00	\$ 999,120.00	1.900%	Continuous
09-17-19	Alamo Capital	FAMC	12-17-19	09-17-24	\$ 1,000,000.00	\$ 1,000,000.00	\$ 999,800.00	2.250%	Qtrly
09-13-19	Ladenburg Thalmann	FFCB	09-23-20	09-23-22	\$ 1,000,000.00	\$ 1,000,000.00	\$ 999,730.00	2.000%	Continuous
09-27-19	Alamo Capital	FHLB	03-27-20	09-27-23	\$ 2,000,000.00	\$ 2,000,000.00	\$ 2,000,060.00	2.125%	Continuous
09-30-19	Ladenburg Thalmann	FHLB	02-26-20	08-26-22	\$ 1,950,000.00	\$ 1,950,000.00	\$ 1,950,097.50	2.000%	Qtrly
10-15-19	Stifel	FFCB	10-15-20	10-15-24	\$ 3,000,000.00	\$ 3,000,000.00	\$ 2,986,260.00	1.920%	Continuous
10-15-19	Piper Jaffray	FHLMC	10-15-20	10-15-24	\$ 3,000,000.00	\$ 3,000,000.00	\$ 2,984,430.00	1.875%	Quarterly
10-16-19	Stifel	FHLB	10-16-20	10-16-24	\$ 3,000,000.00	\$ 3,000,000.00	\$ 2,993,970.00	2.000%	Annual
10-17-19	Ladenburg Thalmann	FFCB	04-17-20	04-17-23	\$ 3,000,000.00	\$ 3,000,000.00	\$ 2,990,040.00	1.980%	Quarterly
10-17-19	Union Bank	FHLMC	01-17-20	10-17-22	\$ 3,000,000.00	\$ 3,000,000.00	\$ 2,994,930.00	2.000%	Quarterly
11-01-19	Alamo Capital	FHLB	04-30-20	10-30-24	\$ 1,993,000.00	\$ 2,000,000.00	\$ 1,993,280.00	1.874%	Quarterly
11-04-19	Ladenburg Thalmann	FHLB	11-04-21	11-04-24	\$ 3,000,000.00	\$ 3,000,000.00	\$ 2,986,110.00	1.875%	Continuous
11-25-19	Piper Jaffray	FFCB	11-25-20	11-25-22	\$ 3,000,000.00	\$ 3,000,000.00	\$ 2,999,340.00	1.710%	Continuous
11-27-19	Stifel	FFCB	11-27-20	11-27-23	\$ 3,000,000.00	\$ 3,000,000.00	\$ 2,996,040.00	1.790%	Continuous
11-27-19	Alamo Capital	FHLMC	05-27-20	11-27-24	\$ 1,997,000.00	\$ 2,000,000.00	\$ 1,995,220.00	1.832%	Quarterly

Total Government Agency \$ 84,932,420.00 \$ 84,950,000.00 \$ 84,782,987.50

Weighted Mean YTM 2.007%

TOTAL INVESTED @ 11/30/19 \$ 144,182,391.81 \$ 144,165,085.81 \$ 144,082,329.11

BALANCE @ 06/30/19 \$ 143,271,503.26

INCREASE OR (DECREASE) \$ 910,888.55

NOVEMBER 2019

DESERT WATER AGENCY

WASTEWATER ACCOUNT

SCHEDULE # 1 - CHECKS OVER \$10,000

CHECK #	NAME	DESCRIPTION	AMOUNT
3324	CITY OF PALM SPRINGS	WASTEWATER REVENUE BILLING FOR OCTOBER 2019	\$10,540.60
3325	COACHELLA VALLEY WATER DISTRICT	WASTEWATER REVENUE BILLING FOR OCTOBER 2019	\$60,818.69
** TOTAL			\$71,359.29

DESERT WATER AGENCY
WASTEWATER FUND - LISTING OF INVESTMENTS
November 30, 2019

PURCH DATE	NAME	DESCRIPTION	MATURITY DATE	COST	PAR VALUE	MARKET VALUE	YIELD TO MATURITY
------------	------	-------------	---------------	------	-----------	--------------	-------------------

Local Agency Invstment Fund

06-30-83	State of California	LAIF	Open	\$ 1,465,849.60	\$ 1,465,849.60	\$ 1,465,849.60	2.070%
----------	---------------------	------	------	-----------------	-----------------	-----------------	--------

TOTAL INVESTED @ 11/30/19	\$ 1,465,849.60	\$ 1,465,849.60	\$ 1,465,849.60
BALANCE @ 06/30/19	<u>\$ 1,400,362.63</u>		
INCREASE OR (DECREASE)	\$ 65,486.97		

DESERT WATER AGENCY - OPERATING FUND COMPARATIVE EARNINGS STATEMENT								
MONTH 19-20 NOVEMBER	/-----THIS MONTH-----/ THIS YEAR	-----LAST YEAR-----	-----BUDGET-----	/-----FISCAL YEAR TO DATE-----/ THIS YEAR	-----LAST YEAR-----	-----BUDGET-----	/---VARIANCE---/ YTD	PCT
OPERATING REVENUES								
WATER SALES	3,235,365.18	2,844,482.07	3,287,600.00	16,769,152.65	15,453,917.08	17,908,800.00	1,139,647.35-	6-
RECLAMATION SALES	147,799.03	171,885.36	155,900.00	870,753.77	807,248.26	764,525.00	106,228.77	14
POWER SALES	.00	809.48	1,800.00	24,037.94	4,674.10	7,200.00	16,837.94	234
OTHER OPER REVENUE	239,641.65	255,840.44	184,850.00	1,284,499.25	866,482.23	924,250.00	360,249.25	39
TOTAL OPER REVENUES	3,622,805.86	3,273,017.35	3,630,150.00	18,948,443.61	17,132,321.67	19,604,775.00	656,331.39-	3-
OPERATING EXPENSES								
SOURCE OF SUPPLY EXP	24,403.88	64,330.02	50,850.00	1,581,819.01	1,680,953.89	1,805,550.00	223,730.99-	12-
PUMPING EXPENSE	233,746.98	265,053.45	314,200.00	1,191,631.91	1,403,651.53	1,629,000.00	437,368.09-	27-
REGULATORY WATER TREAT	41,105.42	54,037.82	47,275.00	253,040.26	236,147.30	236,375.00	16,665.26	7
TRANS & DIST EXPENSE	226,134.96	218,345.87	408,975.00	1,283,127.38	1,401,618.66	2,044,875.00	761,747.62-	37-
CUSTOMER ACT EXPENSE	78,416.36	75,135.83	87,425.00	407,963.76	386,284.37	429,925.00	21,961.24-	5-
ADMIN & GEN EXPENSE	581,510.80	607,480.46	784,225.00	5,553,720.27	4,798,707.41	5,855,675.00	301,954.73-	5-
REGULATORY EXPENSE	67,770.71	4,518.45	39,700.00	191,907.85	32,851.37	198,500.00	6,592.15-	3-
SNOW CREEK HYDRO EXP	1,926.45	2,525.74	3,000.00	11,255.40	4,073.48	15,000.00	3,744.60-	25-
RECLAMATION PLNT EXP	51,028.77	76,330.97	128,800.00	451,198.86	475,643.25	646,350.00	195,151.14-	30-
SUB-TOTAL	1,306,044.33	1,367,758.61	1,864,450.00	10,925,664.70	10,419,931.26	12,861,250.00	1,935,585.30-	15-
OTHER OPER EXPENSES								
DEPRECIATION	501,432.24	480,579.87	508,550.00	2,528,982.71	2,422,486.96	2,542,750.00	13,767.29-	1-
SERVICES RENDERED	9,931.26	17,633.46	15,000.00	50,820.46	68,848.66	75,000.00	24,179.54-	32-
DIR & INDIR CST FOR WO	134,252.11-	135,980.56-	183,200.00-	1,059,499.31-	962,711.53-	916,000.00-	143,499.31-	16
TOTAL OPER EXPENSES	1,683,155.72	1,729,991.38	2,204,800.00	12,445,968.56	11,948,555.35	14,563,000.00	2,117,031.44-	15-
NET INCOME FROM OPERATIONS	1,939,650.14	1,543,025.97	1,425,350.00	6,502,475.05	5,183,766.32	5,041,775.00	1,460,700.05	29
NON-OPERATING INCOME (NET)								
RENTS	2,091.20	3,397.91	6,100.00	16,728.56	48,847.55	30,500.00	13,771.44-	45-
INTEREST REVENUES	43,261.61	36,769.27	40,000.00	235,129.08	184,532.23	200,000.00	35,129.08	18
OTHER REVENUES	4,705.00	420.00	.00	9,781.72	31,650.00	.00	9,781.72	0
GAINS ON RETIREMENT	.00	.00	2,000.00	.00	.00	6,000.00	6,000.00-	100-
DISCOUNTS	7.63	16.52	100.00	164.86	49.25	500.00	335.14-	67-
OTHER EXPENSES	.00	.00	1,650.00-	20,000.00-	.00	8,250.00-	11,750.00-	142
LOSS ON RETIREMENTS	12,824.97-	.00	4,100.00-	24,948.81-	6,260.71-	20,500.00-	4,448.81-	22
TOTAL NON-OPER INCOME	37,240.47	40,603.70	42,450.00	216,855.41	325,354.57	208,250.00	8,605.41	4
TOTAL NET INCOME	1,976,890.61	1,583,629.67	1,467,800.00	6,719,330.46	5,509,120.89	5,250,025.00	1,469,305.46	28

**STAFF REPORT
TO
DESERT WATER AGENCY
BOARD OF DIRECTORS**

JANUARY 7, 2020

**RE: REQUEST AUTHORIZATION FOR BOARD ATTENDANCE
AT IRRIGATION LEADER'S OPERATIONS & MANAGEMENT
WORKSHOP**

Attached for the Board's consideration is a copy of the agenda for the 8th Annual Irrigation Leader Operations and Management Training Workshop, which will be held on January 29 – 30, 2019 at the Crowne Plaza Phoenix Airport Hotel. President Stuart has expressed interest in attending.

As in past practice, Staff recommends that the Board approve and authorize those Board Members who are interested in attending the workshop as in service to the Board.

Advancing Water Infrastructure for the Future

Tuesday, January 7, 2020

7 am – 8:30 am	State Executives Breakfast Breakfast meeting for NWRA's State Executive Council
8 am	Welcome Coffee & Continental Breakfast
8:30 – 9:30 am	Federal Update The second session of the 116 th Congress is critical to water managers. NWRA's federal affairs team will provide an update on Hill dynamics and potential areas of focus.
9:30 am – 10:30 am	Policy Priority Discussion NWRA's policy priorities are set through an interactive discussion of our member's key issues. During this morning session we will be discussing the State, Caucus and Task Force priorities for the coming year.
10:30 – 11 am	Networking Break
11:00 am – 12:30 pm	Policy Priority Discussion We will continue discussing State, Caucus and Task Force priorities. This discussion guides and informs NWRA's efforts to advocate on behalf of water users on Capitol Hill.
12:30 – 2 pm	Lunch on own Explore enchanting downtown Chandler, Arizona and its many fine restaurants.
2:00 pm – 3:30 pm	Policy Priority Discussion / Strategy and Implementation Discussion We will continue the discussion of State, Caucus and Task Force priorities and begin transitioning into conversations focused on strategy and policy implementation.
3:30 – 4 pm	Networking Break
4:00 pm – 5:00 pm	Strategy and Implementation Discussion This afternoon session will focus on developing strategies to implement the policies set earlier in the day.
5 – 6 pm	Networking Happy Hour

Wednesday, January 8, 2020

8 – 9:30 am	Strategy Session Recap & Continental Breakfast Review NWRA's priorities and perfect implementation strategies with a focus on outreach action items for the first quarter.
9:30 am	Hotel Check Out Break
10:00 am	Board Meeting

DESERT WATER AGENCY
OUTREACH & CONSERVATION
ACTIVITIES

DECEMBER 2019

Activities:

- 12/3-5 Board and staff attended ACWA's Fall Conference.
- 12/4 Xochitl Peña was on KESQ for a live segment regarding the succulent workshop with Desert Horticultural Society.
- 12/6-8 Staff helped with a CV Water Counts booth at the Home Living Show at the Convention Center.
- 12/9 Ashley Metzger attended the Agua Caliente Water Authority Board Meeting.
- 12/9 Ashley Metzger attended the Milkweed for Monarchs Board Meeting.
- 12/9 Desert Water Agency co-hosted a succulent workshop with Desert Horticultural Society.
- 12/11 Ashley Metzger attended the CV Regional Water Management Group meeting via conference call.
- 12/11 Xochitl Peña staffed a table at Mizell Senior Center with information about Help2Others, water conservation and more.
- 12/12 Ashley Metzger attended the ONE-PS meeting and gave a brief update.
- 12/12 Ashley Metzger was on a live segment with KESQ regarding cool weather watering tips.
- 12/12 Ashley Metzger attended the OneFuture Coachella Valley Business Meeting and gave a presentation on the Water Workforce.
- 12/16 Ashley Metzger participated in a National Water Resources Association Public Affairs Committee call.
- 12/16 Ashley Metzger attended the CV Urban Water Management Plan kickoff meeting
- 12/16 Ashley Metzger attended the Mission Springs Water District Regular Board Meeting.
- 12/17 Ashley Metzger attended the Sustainable Groundwater Management Act (SGMA) Indio subbasin group meeting to discuss public outreach needed for the plan update.
- 12/17 Xochitl Peña attended the CV Water Counts meeting.
- 12/19 Ashley Metzger was on a call with CVWD and one of the SGMA plan consultants regarding water conservation efforts in the plan update.
- 12/19 Ashley Metzger was on a live KESQ segment regarding the regional Urban Water Management Plan.
- 12/26 Xochitl Peña was on a live KESQ segment regarding the Film Festival ticket contest.

Public Information Releases/eBlasts:

December 5: RAIN ALERT – turn sprinklers off for 48 hours after rain – Nextdoor

December 9: Holiday Ornament Party – eBlast

Conservation programs

16 grass removal inspections
14 grass removal projects pre-approved
9 grass removal projects given final approval

15 washing machine rebates requested
6 washing machine rebates approved

9 smart controller rebates requested
8 smart controller rebates approved

100 nozzles requested for rebate
1559 nozzles approved for rebate

0 toilet rebates requested (commercial only)
0 toilet rebates approved (commercial only)

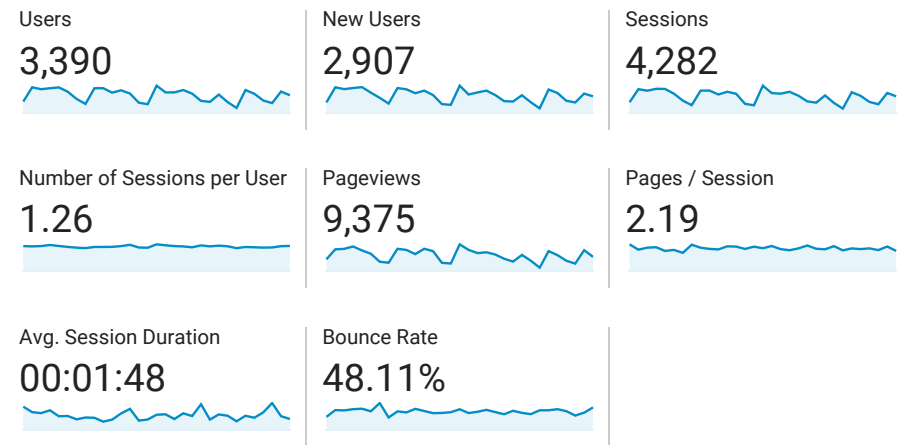
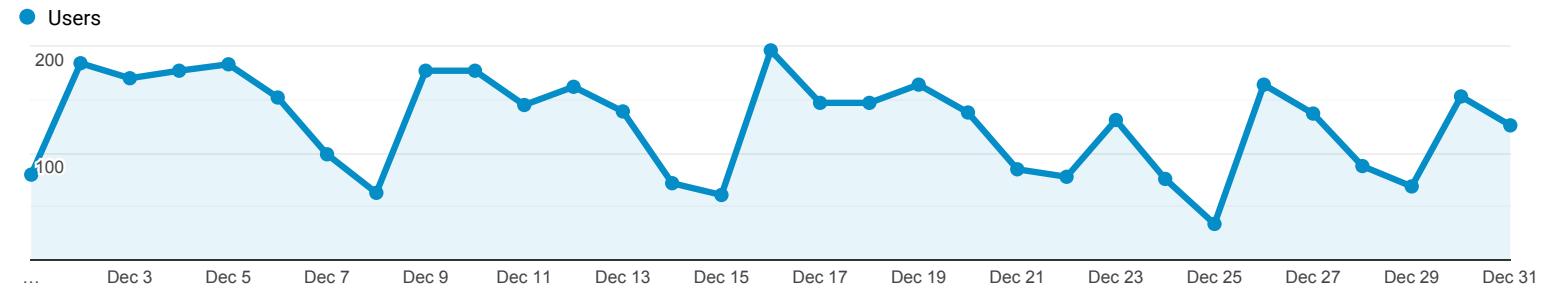


Audience Overview

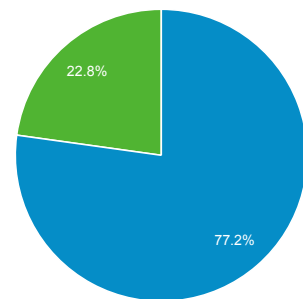
All Users
100.00% Users

Dec 1, 2019 - Dec 31, 2019

Overview



■ New Visitor ■ Returning Visitor



Language	Users	% Users
1. en-us	3,223	95.07%
2. en-ca	61	1.80%
3. en-gb	24	0.71%
4. de-de	6	0.18%
5. ko	6	0.18%
6. zh-cn	5	0.15%
7. en	4	0.12%
8. en-za	4	0.12%
9. es-es	4	0.12%
10. es-us	4	0.12%



Results from Dec 3, 2019 - Dec 30, 2019

Note: Does not include today's data. Insights activity is reported in the Pacific time zone. Ads activity is reported in the time zone of your ad account.

Organic Paid

Actions on Page

December 3 - December 30

2

Total Actions on Page ▲100%



Page Views

December 3 - December 30

167

Total Page Views ▼4%



Page Previews

December 3 - December 30

6

Page Previews ▲0%



Page Likes

December 3 - December 30

9

Page Likes ▲200%



Post Reach

December 3 - December 30

1,480

People Reached ▼33%



Story Reach

December 3 - December 30

Get Story Insights

See stats on how your Page's recent stories have performed.

[Learn More](#)

Recommendations

December 3 - December 30



We have insufficient data to show for the selected time period.

Post Engagement

December 3 - December 30

467

Post Engagement ▲42%



Videos

December 3 - December 30

14

3-Second Video Views ▼90%



Page Followers

December 3 - December 30

10

Page Followers ▲233%



Orders

December 3 - December 30

0

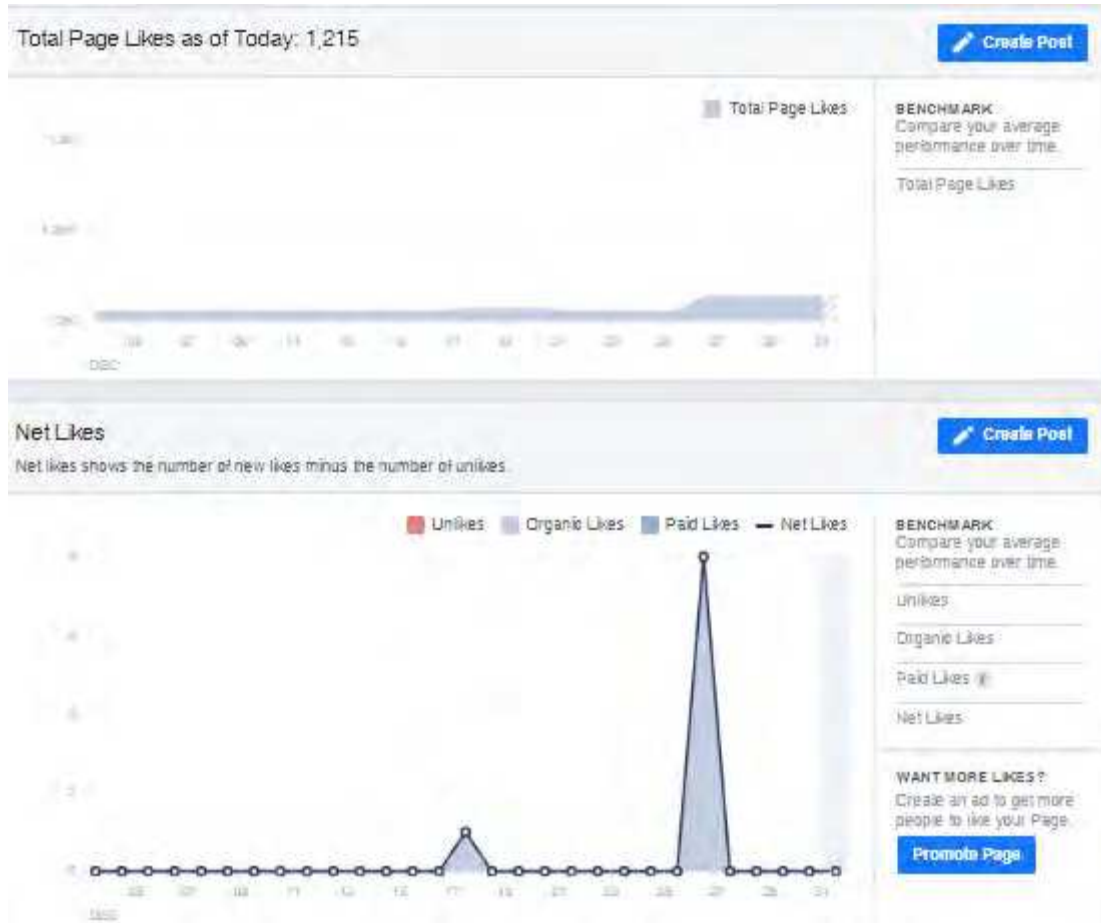
Number of Orders ▲0%

0

Earnings from Orders ▲0%

Facebook Analytics, December 2019

Published	Post	Type	Targeting	Reach	Engagement
12/30/2019 2:32 PM	 We've direct messaged the winners of free Palm			70	1 1
12/26/2019 9:00 AM	 Interested in free Palm Springs International Film			261	16 57
12/26/2019 7:12 AM	 Stay dry and safe out there and don't forget to			124	0 4
12/25/2019 8:00 AM	 Enjoy a fun, festive and safe holiday.			86	7 8
12/24/2019 8:00 AM	 Our office is closed today for the holiday. We will			81	2 2
12/23/2019 12:33 PM	 Don't forget to turn off your sprinklers and keep			80	4 5
12/20/2019 6:44 AM	 NOWHIRING: Do you have a background in			99	19 5
12/19/2019 2:44 PM	 Happy Holidays! We had a poduck & ugly sweater			115	38 6
12/18/2019 2:19 PM	 Did you know ... landscaping using desert			86	10 6
12/16/2019 11:36 AM	 We kicked off our 2020 Urban Water Management			324	19 20
12/16/2019 8:14 AM	 If you're wondering how much to irrigate your lawn			127	7 9
12/12/2019 4:16 PM	 Fantastic! Our customers used 13 percent less			44	0 3
12/11/2019 10:34 AM	 Fun to see the creative ways succulents & air			224	16 14
12/08/2019 11:30 AM	 Stop by the Palm Springs Convention Center and			91	2 6
12/07/2019 10:00 AM	 The annual Palm Springs Festival of Lights Parade			188	6 10
12/05/2019 8:23 AM	 Desert Water Agency as part of CV Water Counts			52	0 3
12/04/2019 11:32 AM	 Remember to turn off your sprinklers and give them a			62	6 5
12/04/2019 10:00 AM	 Join us for Our Succulents & Sips: Holiday Ornament			83	4 5
12/03/2019 11:19 PM	 It's #GivingTuesday- contribute to United Way			44	1 3



Instagram December 2019



85 impressions



235 impressions



571 impressions



245 impressions



246 impressions



243 impressions



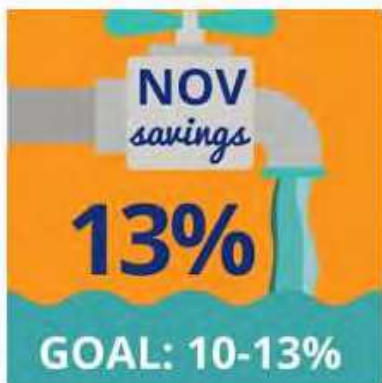
331 impressions



391 impressions



288 impressions



217 impressions



239 impressions



258 impressions



231 impressions



247 impressions



223 impressions




248 impressions



Desert Water Agency

1200 S Gene Autry Trl, Palm Springs



Desert Water Agency
24,401 members [Invite](#)

30% of 60,773 households

142 neighborhoods

Succulent Ornament Craft Party - TOMORROW

Hello, neighbors! Desert Water Agency has tickets that opened up for our inaugural Succulents & Sips: Holiday Ornament Craft Party at our office at 6:00 p.m. The event, co-hosted by Desert Water Agency and Desert Horticultural Society, will raise funds for a local scholarship fund for students pursuing a degree related to horticulture. See more...



Succulents & Sips: Holiday Ornament Craft Party

Get in the holiday spirit with a fun evening craft party. We'll have all the supplies you need. You'll [EVENTBRITE.COM](https://www.eventbrite.com)

9 Dec · Subscribers of Desert Water Agency in 1 neighborhood

 Thank

 Comment

50 Impressions

RAIN ALERT - turn sprinklers off for 48 hours after rain

Recent rain storms did the watering for you this week. It is prohibited by the State of California to water during or within 48 hours of measurable rainfall (more than .25 inch). Please turn your irrigation systems off. Desert Water Agency has a rebate for smart irrigation controllers that can automatically shut off in rain for you. Hundreds See more...

5 Dec · Subscribers of Desert Water Agency

 Thank

 Comment

 15

 5 · 3957 Impressions

Desert Water Agency Twitter Analytics December 2019



Tweets
2,166

Following
1,525

Followers
1,189

Dec 2019 • 30 days so far...

TWEET HIGHLIGHTS

Top Tweet earned 1,692 impressions

Interested in free Palm Springs International Film Festival tickets? Like our post and tag your favorite movie-going friend. You could win two tickets to see a @PSFilmFest flick. #PalmSprings pic.twitter.com/OszEEb0Xfr



Retweets 12 Likes 1 Heart 24

[View Tweet activity](#)

[View all Tweet activity](#)

Top Follower followed by 2,910 people



William Cando

@billecando FOLLOWING YOU

#FBR #Resistance #resist #thefooltrump #tuckfrump
#russiadividedamerica #russiessucktrump
#trumpsuckstrump #ididnot #WhiteWing #Stupidity

[View profile](#)

[View followers dashboard](#)

Top mention earned 243 engagements



MWD of SoCal

@mwdh2o • Dec 11

Today MWD, @DWAwater & @CVWD built on an existing partnership by signing an updated agreement for the exchange & delivery of water - providing greater certainty for water supply & financial planning, simplifying program implementation & improving dry-year water supply reliability pic.twitter.com/mRM2vFRhry



Retweets 2 Likes 4 Heart 25

[View Tweet](#)

Top media Tweet earned 608 impressions

We Kicked off our 2020 Urban Water Management Plan process today! Coachella Valley water providers are working together to save money and come up with a better plan for our community. @cvwd @indiowater @MSWaterDistrict @CityofCoachella pic.twitter.com/rSOS54Y5q1



Retweets 7

DEC 2019 SUMMARY

Tweets

20

Tweet impressions

14K

Profile visits

220

Mentions

18

New followers

11