



8:00 A.M. OPERATIONS CENTER - 1200 SOUTH GENE AUTRY TRAIL – PALM SPRINGS – CALIFORNIA

This meeting will be held virtually and in person. The link and the telephone option provided is for the convenience of the public.

Toll Free: (253) 215-8782
Meeting ID: 833 2141 6242
Passcode: 683622
or Via Computer:

<https://dwa-org.zoom.us/j/83321416242?pwd=XOSGNVaEYsVb1GD5KOpf0KnPxBCvkm.1>
Meeting ID: 833 2141 6242

Members of the public who wish to comment on any item within the jurisdiction of the Agency or any item on the agenda may submit comments by emailing sbaca@dwa.org or may do so during the meeting. Comments will become part of the Board meeting record.

****In order to reduce feedback, please mute your audio when you are not speaking.***

Esta reunión se llevará a cabo virtualmente y en persona. El enlace y la opción telefónica proporcionada es para la comodidad del público.

Número gratuito: (253) 215-8782
ID de reunión: 833 2141 6242
código de acceso: 683622
o a través de la computadora:

<https://dwa-org.zoom.us/j/83321416242?pwd=XOSGNVaEYsVb1GD5KOpf0KnPxBCvkm.1>
ID de reunión: 833 2141 6242

Los miembros del público que deseen comentar sobre cualquier tema dentro de la jurisdicción de la Agencia o cualquier tema en la agenda pueden enviar comentarios por correo electrónico a sbaca@dwa.org o pueden hacerlo durante la reunión. Los comentarios pasarán a formar parte del registro de la reunión de la Junta.

****Para reducir los comentarios, silencia el audio cuando no estés hablando.***

1. CALL TO ORDER ORTEGA
2. PLEDGE OF ALLEGIANCE ORTEGA
3. ROLL CALL BACA
4. PUBLIC COMMENT ON ITEMS NOT ON THE AGENDA: Members of the public may comment on any item not listed on the agenda, but within the jurisdiction of the Agency. Speakers are requested to keep their comments to no more than three (3) minutes. As provided in the Brown Act, the Board is prohibited from acting on items not listed on the agenda.
5. PUBLIC COMMENT ON ITEMS LISTED ON THE AGENDA: Members of the public may also comment on items listed on the agenda that are not the subject of a public hearing at this time. Again, speakers are requested to keep their comments to no more than three (3) minutes.

6. **PRESENTATION:** Mission Springs Water District – Groundwater Quality Protection Program
7. **CONSENT CALENDAR ITEMS:** Items listed under the Consent Calendar are considered to be routine and will be acted upon by one motion of the Board without discussion. There will be no separate discussion on these items unless a Board Member requests a specific item to be discussed and/or removed from the Consent Calendar for separate action.
 - A. Approve Minutes of the July 16, 2024 Regular Board Meeting
 - B. Receive and File Memo on July 18, 2024 State Water Contractors' Meeting
 - C. Receive and File Minutes of the August 1, 2024 Executive Committee Meeting
 - D. Receive and File the Water Use Reduction Figures for June 2024
 - E. Request Board Authorization for General Manager to Execute the DWA and City of Palm Springs Cost-Share Agreement for Cooperative Turf Rebate Program
8. **ACTION ITEM:**
 - A. Request Board Action on Customer Appeal – Darrell Thomas **JOHNSON**
9. **SECRETARY-TREASURER'S REPORT – JUNE 2024** **MCKENNA**
10. **GENERAL MANAGER'S REPORT** **JOHNSON**
11. **DIRECTORS REPORTS ON MEETINGS/EVENTS ATTENDED ON BEHALF OF THE AGENCY**
12. **DIRECTORS COMMENTS/REQUESTS**
13. **CLOSED SESSION**
 - A. **MATTER POSING A THREAT TO PUBLIC SERVICES OR FACILITIES**
Conference with Cybersecurity Consultant Pursuant to Government Code Section 54957 (a)
 - B. **CONFERENCE WITH LEGAL COUNSEL – EXISTING LITIGATION**
Pursuant to Government Code Section 54956.9 (d) (1)
Name of Case: PacBell vs. County of Riverside
 - C. **CONFERENCE WITH LEGAL COUNSEL – EXISTING LITIGATION**
Pursuant to Government Code Section 54956.9 (d) (1)
Name of Case: Agua Caliente Band of Cahuilla Indians vs. Coachella Valley Water District, et al
Two Cases
 - D. **CONFERENCE WITH LEGAL COUNSEL – EXISTING LITIGATION**
Pursuant to Government Code Section 54956.9 (d) (1)
Name of Cases: Aqueous Film-Forming Foams Product Liability Litigation
Master Docket No. 2:18-mn-2873-RMG; City of Camden, et al. v. BASF Corporation, Civil Action No.: 2:24-cv-03174-RMG; City of Camden et. al. v. Tyco Fire Products LP, Civil Action No.: 2-24-cv-02321-RMG
 - E. **PUBLIC EMPLOYMENT**
Pursuant to Government Code Section 54957
Unrepresented Employee: General Manager

14. RECONVENE INTO OPEN SESSION – REPORT FROM CLOSED SESSION

15. ADJOURN

Upon request, this agenda will be made available in appropriate alternative formats to persons with disabilities, as required by Section 202 of the Americans with Disabilities Act of 1990. Any person with a disability who requires a modification or accommodation in order to participate in a meeting is asked to contact Desert Water Agency's Assistant Secretary of the Board, at (760) 323-4971, at least 48 working hours prior to the meeting to enable the Agency to make reasonable arrangements. Copies of records provided to Board members that relate to any agenda item to be discussed in open session may be obtained from the Agency at the address indicated on the agenda.

DECLARATION OF POSTING

Pursuant to Government Code Section 54954.2, I certify that this agenda has been posted at least 72 hours prior to the meeting on the Agency's website at www.dwa.org and at the Agency's office located at 1200 South Gene Autry Trail, Palm Springs, CA.

Sylvia Baca, MMC, Asst. Secretary of the Board

**MINUTES OF THE REGULAR MEETING
OF THE
DESERT WATER AGENCY
BOARD OF DIRECTORS**

7-A

July 16, 2024

Board: Paul Ortega, President
Kristin Bloomer, Director
Gerald McKenna, Secretary-Treasurer
Steve Grasha, Director

Board Absent: Jeff Bowman, Vice President

DWA Staff: Steve Johnson, General Manager
David Tate, Assistant General Manager
Kris Hopping, Human Resources Director
Sylvia Baca, Asst. Secretary of the Board
Ryan Molhoek, Operations & Engineering Manager

Consultants via
Teleconference: Mike Riddell, Best Best & Krieger

President Ortega opened the meeting at 8:00 a.m. and asked Director Grasha to lead the Pledge of Allegiance. **Pledge of Allegiance**

President Ortega called upon Assistant Secretary of the Board Baca to conduct the roll call: **Roll Call**

Present: Grasha, Bloomer, McKenna, Ortega
Absent: Bowman

President Ortega opened the meeting for public comment for items not listed on the Agenda. **Public Comment on Items Not Listed on the Agenda**

There was no one from the public wishing to address the Board for items not listed on the Agenda.

President Ortega opened the meeting for public comment for items listed on the Agenda. **Public Comment on Items Listed on the Agenda**

There was no one from the public wishing to address the Board for items listed on the Agenda.

President Ortega called for approval of the Consent Calendar. He noted that Consent Calendar Items 6-A through 6-C are expected to be routine and to be acted upon by the Board of Directors at one time without discussion. If any Board member requests that an item be removed from the consent calendar, it will be removed so that it may be presented separately.

- A. Approve Minutes of the July 2, 2024 Regular Board Meeting
- B. Receive and File Minutes of the July 11, 2024 Executive Committee Meeting
- C. Receive and File June 2024 Public Affairs & Conservation Activities & Events

Approval of the Consent Calendar

- A. Approve Minutes of the 07/02/24 Regular Board Meeting
- B. Receive & File Minutes of the 07/11/24 Exec. Comm. Mtg.
- C. Receive & File June 2024 PA & C Activities & Events

Director Grasha moved for approval of Consent Calendar Items 6A through 6C. After a second by Director Bloomer, the motion carried by the following roll call vote:

AYES: Grasha, Bloomer, McKenna, Ortega
 NOES: None
 ABSENT: Bowman
 ABSTAIN: None

Operations and Engineering Manager Molhoek presented the staff report.

Action Item:

7A - Request Authorization to Call for Bids-Construct 2024 Winter Replacement Pipelines Project

In response to Director Grasha, General Manager Johnson stated that he will have Finance Director Saenz report back on the timeframe on when the Agency will recoup the cost for the replacement pipelines.

Secretary-Treasurer McKenna made a motion to approve Staff's recommendation. After a second from Director Bloomer the motion carried by the following roll call vote:

AYES: Grasha, Bloomer, McKenna, Ortega
 NOES: None
 ABSENT: Bowman
 ABSTAIN: None

General Manager Johnson provided an update on Agency operations for the past several weeks.

General Manager's Report

Director Grasha noted his attendance at the July 9 CVWD Board meeting and the July 15 ACWA Webinar.

Directors Reports on Mtgs/Events Attended on Behalf of the Agency

Director Bloomer noted her attendance at the July 8 Tribal mediation meeting.

Secretary-Treasurer McKenna noted his attendance at the July 2 Desert Hot Springs City Council meeting.

Director Grasha reminded everyone about the upcoming elections.

Directors Comments/Requests

Secretary-Treasurer McKenna announced that he participated in a European television documentary where the subject of agriculture was discussed.

At 8:35 a.m., President Ortega convened into Closed Session for the purpose of Conference with Legal Counsel, (A) Conference with Real Property Negotiators, Pursuant to Government Code Section 54956.8, Property: APN# 504-310-027, Agency Negotiators: Steve L. Johnson, General Manager and David Tate, Assistant General Manager, Negotiating Parties: Heitec Consulting, Under Negotiations: Possible Quitclaim of Easement Terms and Conditions; (B) Conference with Legal Counsel, Existing Litigation, Pursuant to Government Code Section 54956.9 (d) (1), PacBell vs. County of Riverside; (C) Conference with Legal Counsel, Existing Litigation, Pursuant to Government Code Section 54956.9 (d) (1), Mission Springs Water District vs. Desert Water Agency; (D) Conference with Legal Counsel, Existing Litigation, Pursuant to Government Code Section 54956.9 (d) (1), Agua Caliente Band of Cahuilla Indians vs. Coachella Valley Water District, et al (Two Cases); and (E) Public Employment, Pursuant to Government Code Section 54957, Unrepresented Employee: General Manager.

Closed Session:

A Real Property Negotiators – APN# 504-310-027 Heitec Consulting
 B. Existing Litigation - PacBell vs. County of Riverside
 C. Existing Litigation – MSWD vs. DWA, et al
 D. Existing Litigation – ACBCI vs. CVWD, et al. (2 Cases)
 Public Employment – Unrepresented Employee: General Manager

At 9:16 a.m., President Ortega reconvened the meeting into open session and announced there was no reportable action.

Reconvene – No Reportable Action

In the absence of any further business, President Ortega adjourned the meeting at 9:17 a.m.

Adjournment

Sylvia Baca, MMC
 Assistant Secretary of the Board



STATE WATER CONTRACTORS MEETING

July 18, 2024

I. 2025 STATEMENT OF CHARGES

- (a) Combination of “Freeze” and “Pay-go” Charges Apply
 - Will remain a combination until 2035, then becomes all “pay-go”
 - No new bonds have been issued under “freeze” or “pay-go”
- (b) 2025 Charges Will Drop About 6% Overall
 - Reduced variable charges because less water being moved
 - Transportation minimum charges reduced due to reduced energy costs
- (c) Conservation Minimum Charges Increasing Slightly
 - Capital expenses being paid on a “pay-go” basis

II. SWP OPERATIONS REPORT

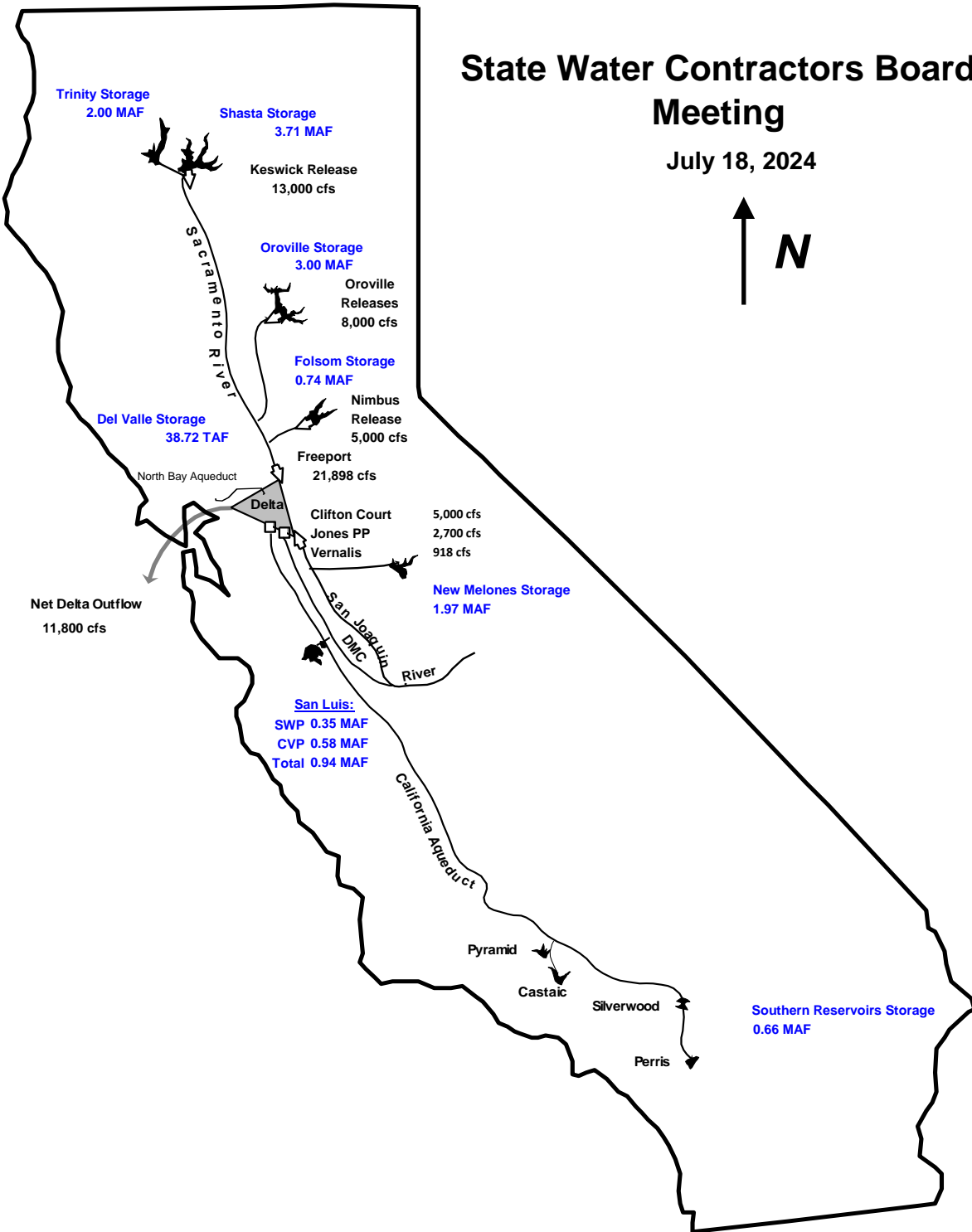
- (a) Warm and Dry Pattern over Next Couple of Months
- (b) Oroville Storage at 3 Million Acre Feet
- (c) Diversions Currently at 5,000 CFS in the Delta
 - Plan to get up to 6,680 cfs quickly
- (d) San Luis Storage at 356,000 Acre Feet
 - Exports from Delta a little lower than anticipated currently
 - Contractor demand increased due to hot stretch
 - Potential risk of spill from San Luis later this year, even if dry conditions

III. BOARD ACTIONS

- (a) \$750,000 Authorized to Fund USGS Study
 - Study food web capacity of impounded Delta smelt
- (b) Authorized Hiring a Federal Lobbyist
 - Massie Partners, one year at this time

State Water Contractors Board Meeting

July 18, 2024

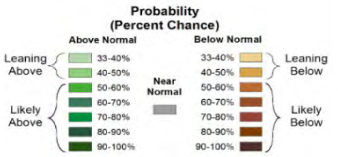
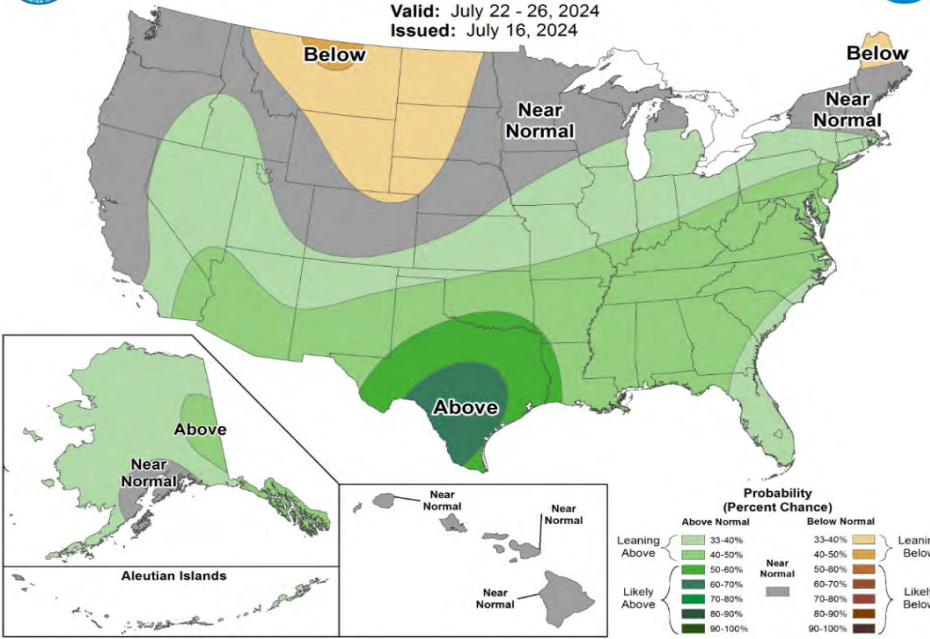


SHORT-TERM OUTLOOK



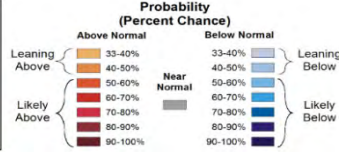
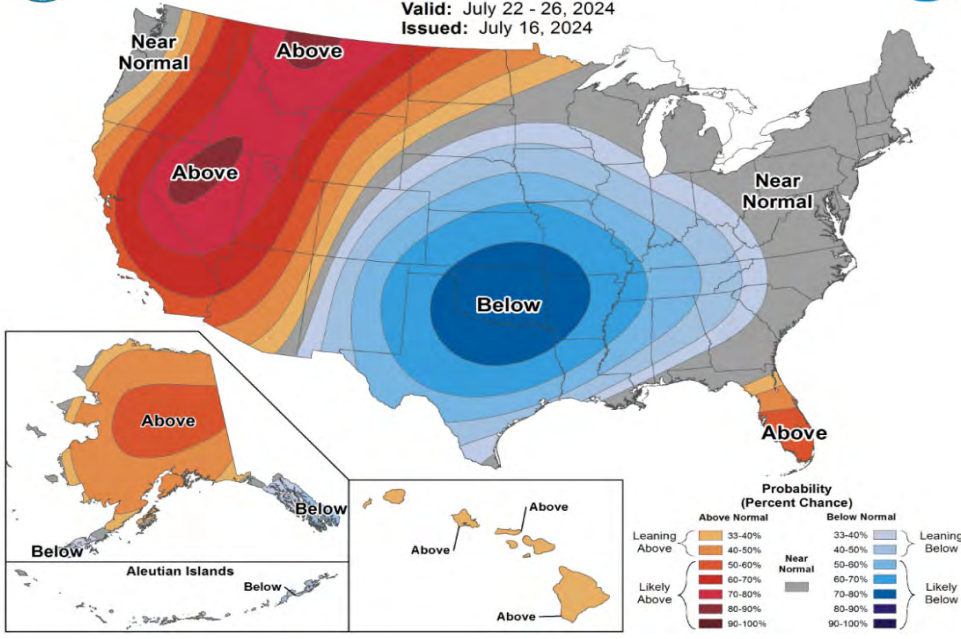
6-10 Day Precipitation Outlook

Valid: July 22 - 26, 2024
Issued: July 16, 2024



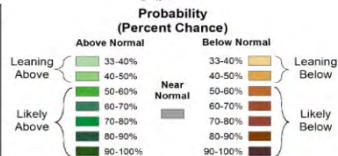
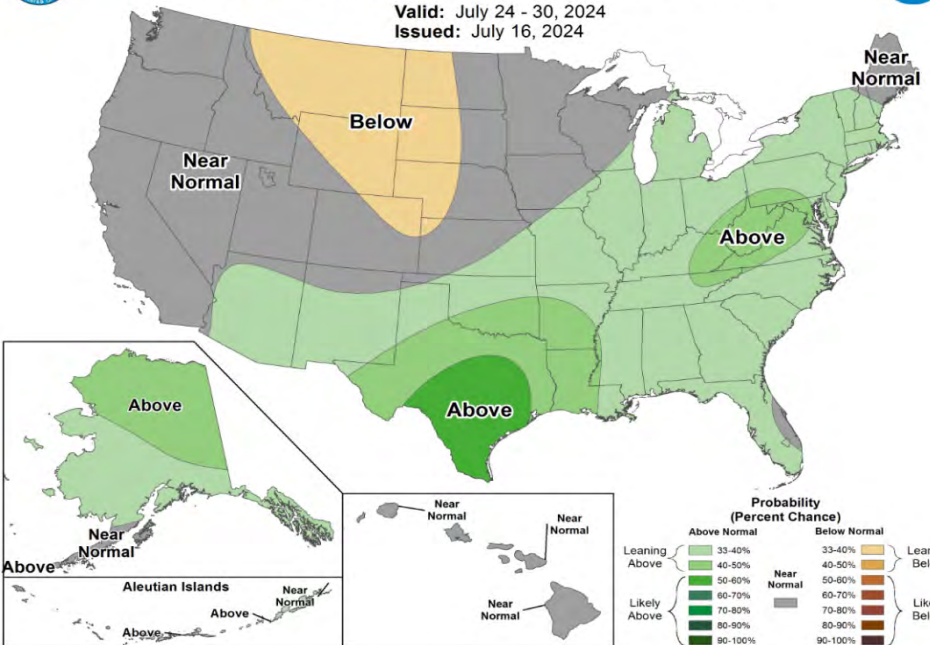
6-10 Day Temperature Outlook

Valid: July 22 - 26, 2024
Issued: July 16, 2024



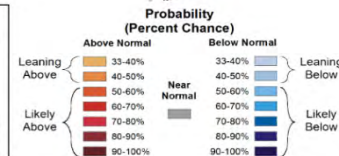
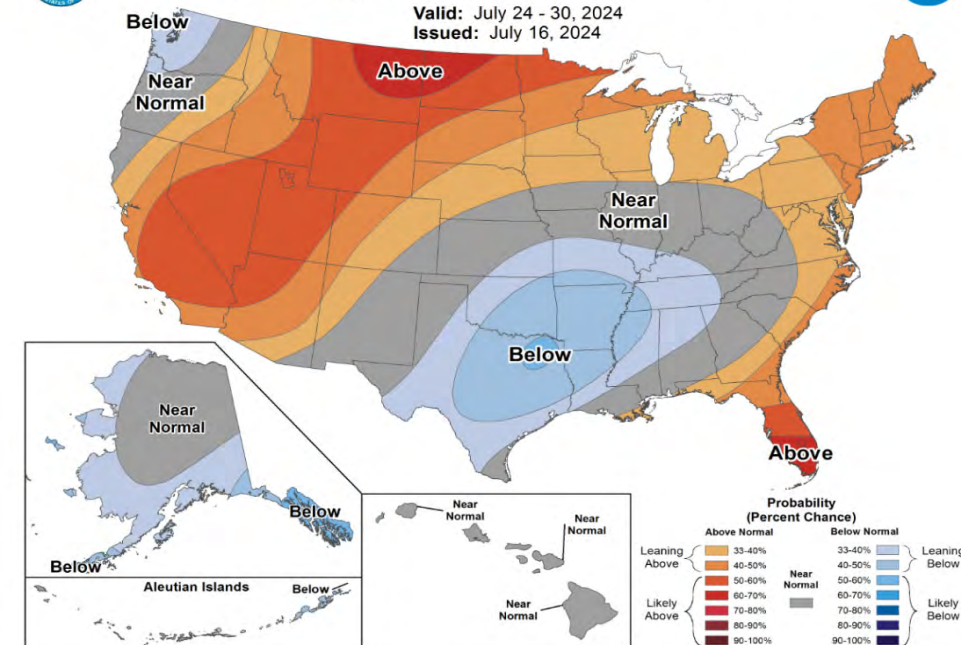
8-14 Day Precipitation Outlook

Valid: July 24 - 30, 2024
Issued: July 16, 2024



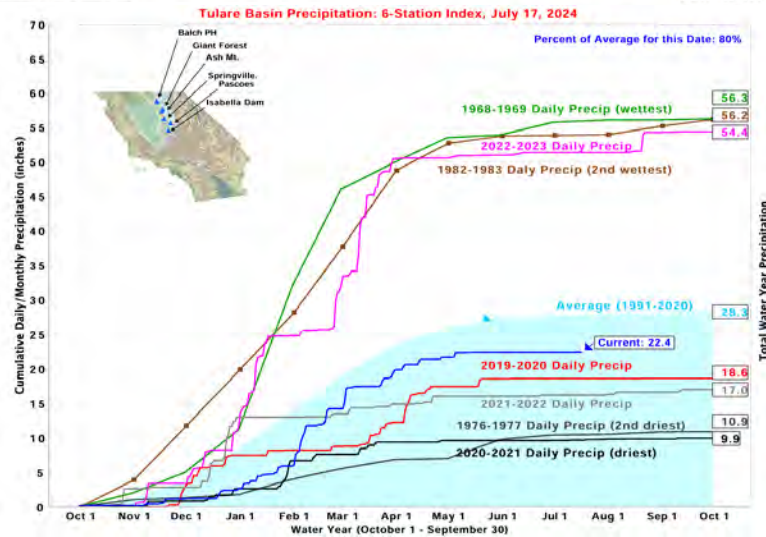
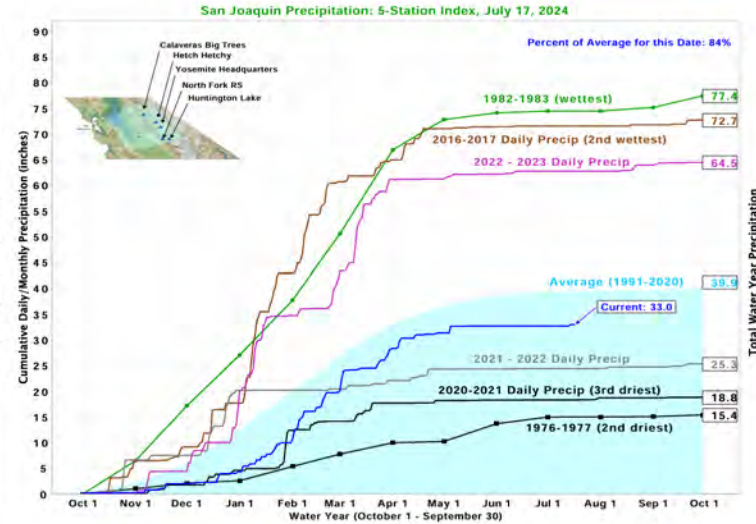
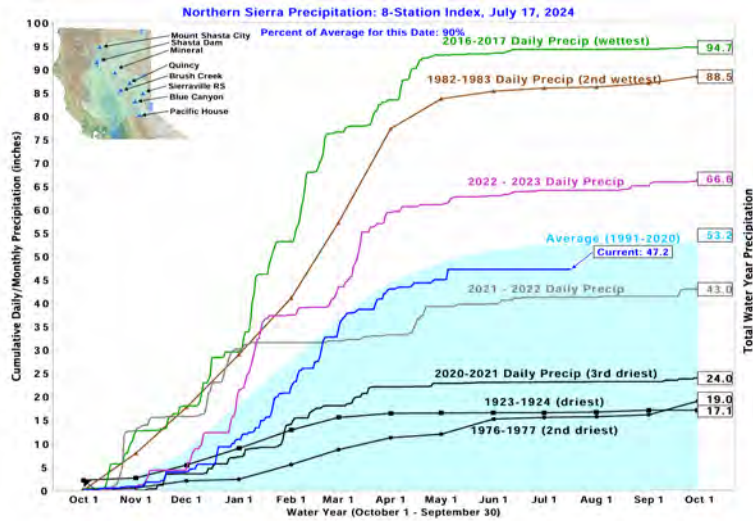
8-14 Day Temperature Outlook

Valid: July 24 - 30, 2024
Issued: July 16, 2024

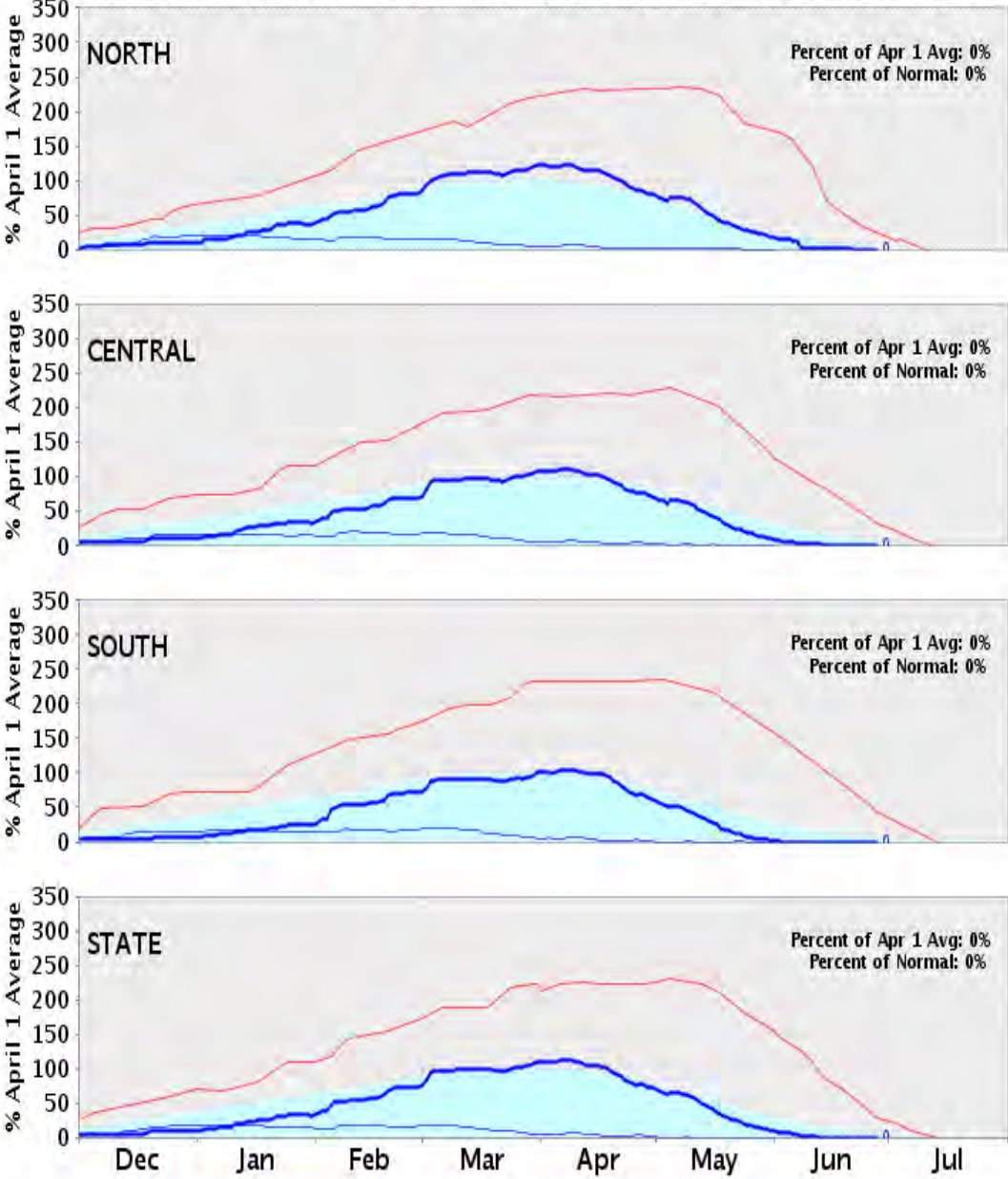


Statewide Precipitation Conditions as of 07/17/2024

	Northern Sierra 8-Station	San Joaquin 5-Station	Tulare Lake 6-Station
	Index inches (%)	Index inches (%)	Index inches (%)
October	0.8" (28%)	0.2" (9%)	0.2" (16%)
November	3.1" (58%)	1.8" (50%)	1" (38%)
December	7" (70%)	2.3" (35%)	1.5" (32%)
January	9.9" (108%)	5.6" (72%)	3.3" (60%)
February	12" (134%)	9.8" (142%)	8.3" (162%)
March	10.2" (125%)	8.5" (134%)	5.6" (124%)
April	2" (46%)	3.1" (88%)	1.9" (76%)
May	2.2" (78%)	1.3" (61%)	0.7" (53%)
June	0" (0%)	0" (0%)	0" (0%)
July	0" (0%)	0.3" (100%)	0" (0%)
August			
September			
Season-to-Date	47.2" (89%)	33" (83%)	22.4" (80%)
WY Average	53.2" (88%)	40" (82%)	29.3" (80%)



CA Snow Water Content - Percent of April 1 Average For: 28-Jun-2024



Average — 1982-1983 (max) — 2014-2015 (min) — 2023-2024 (current)

Statewide Percent of average to date 0.0%

NORTH	
Data For: 28-Jun-2024	
Number of Stations Reporting	23
Average snow water equivalent	0.0"
Percent of April 1 Average	0%
Percent of normal for this date	0%

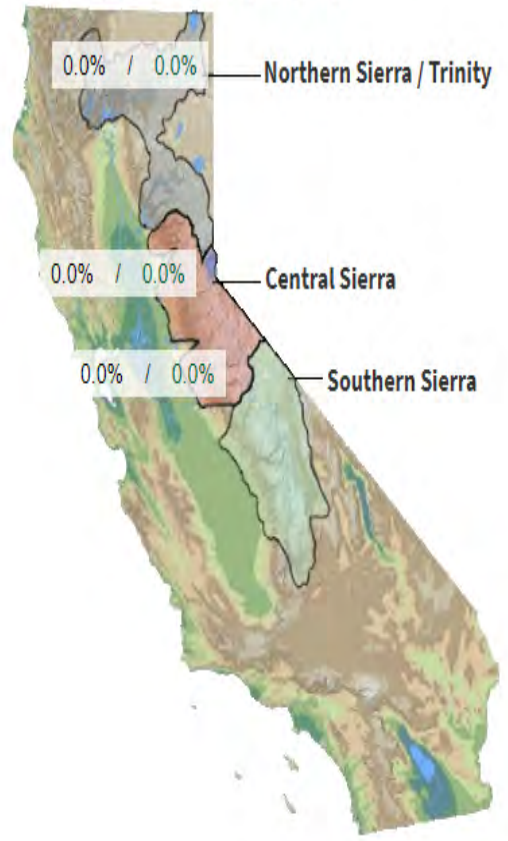
CENTRAL	
Data For: 28-Jun-2024	
Number of Stations Reporting	36
Average snow water equivalent	0.0"
Percent of April 1 Average	0%
Percent of normal for this date	0%

SOUTH	
Data For: 28-Jun-2024	
Number of Stations Reporting	26
Average snow water equivalent	0.0"
Percent of April 1 Average	0%
Percent of normal for this date	0%

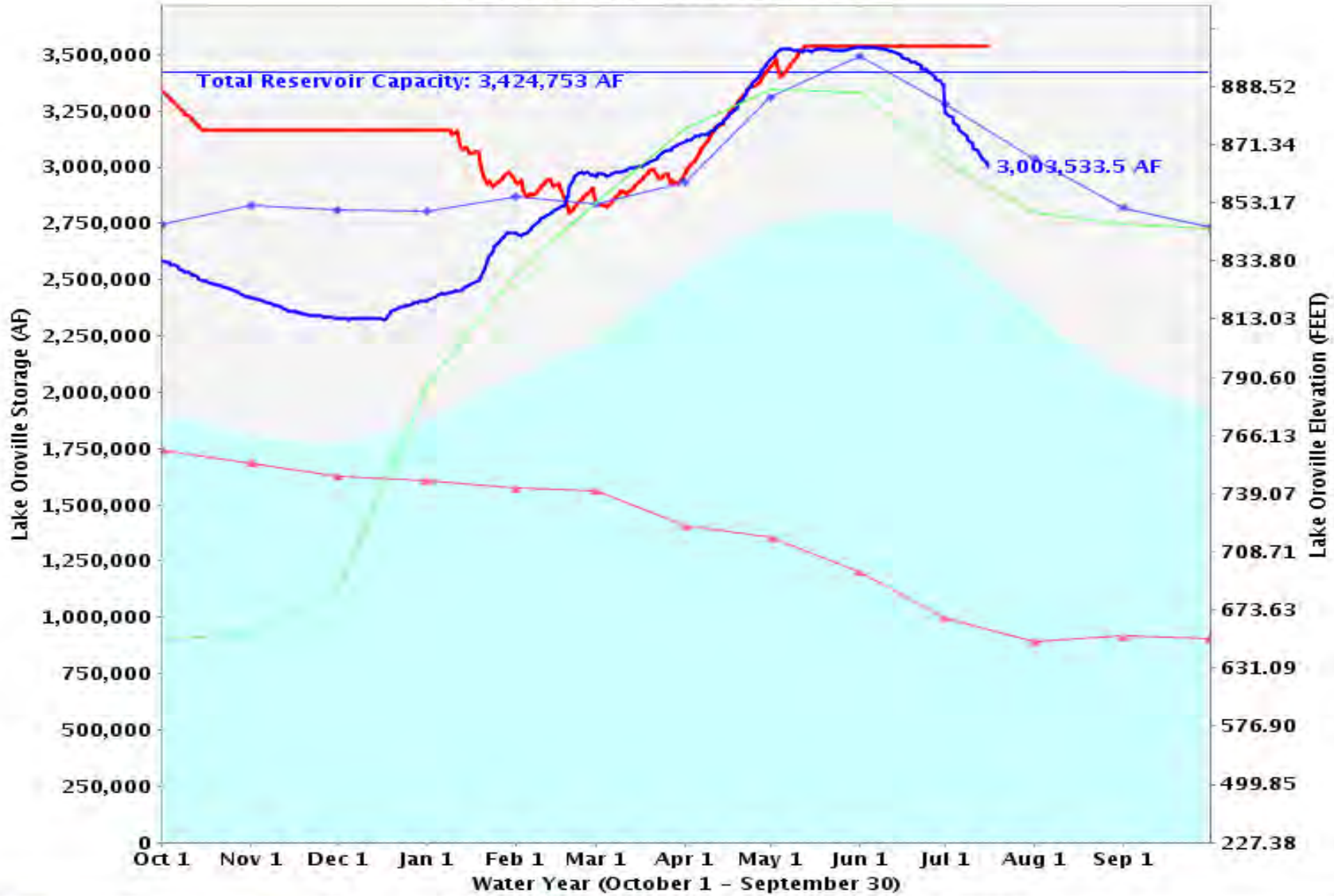
STATEWIDE SUMMARY	
Data For: 28-Jun-2024	
Number of Stations Reporting	85
Average snow water equivalent	0.0"
Percent of April 1 Average	0%
Percent of normal for this date	0%

Snow Water Equivalents (inches)

Data For: 28-Jun-2024
% Apr 1 Avg. / % Normal for this Date



Lake Oroville Storage Levels

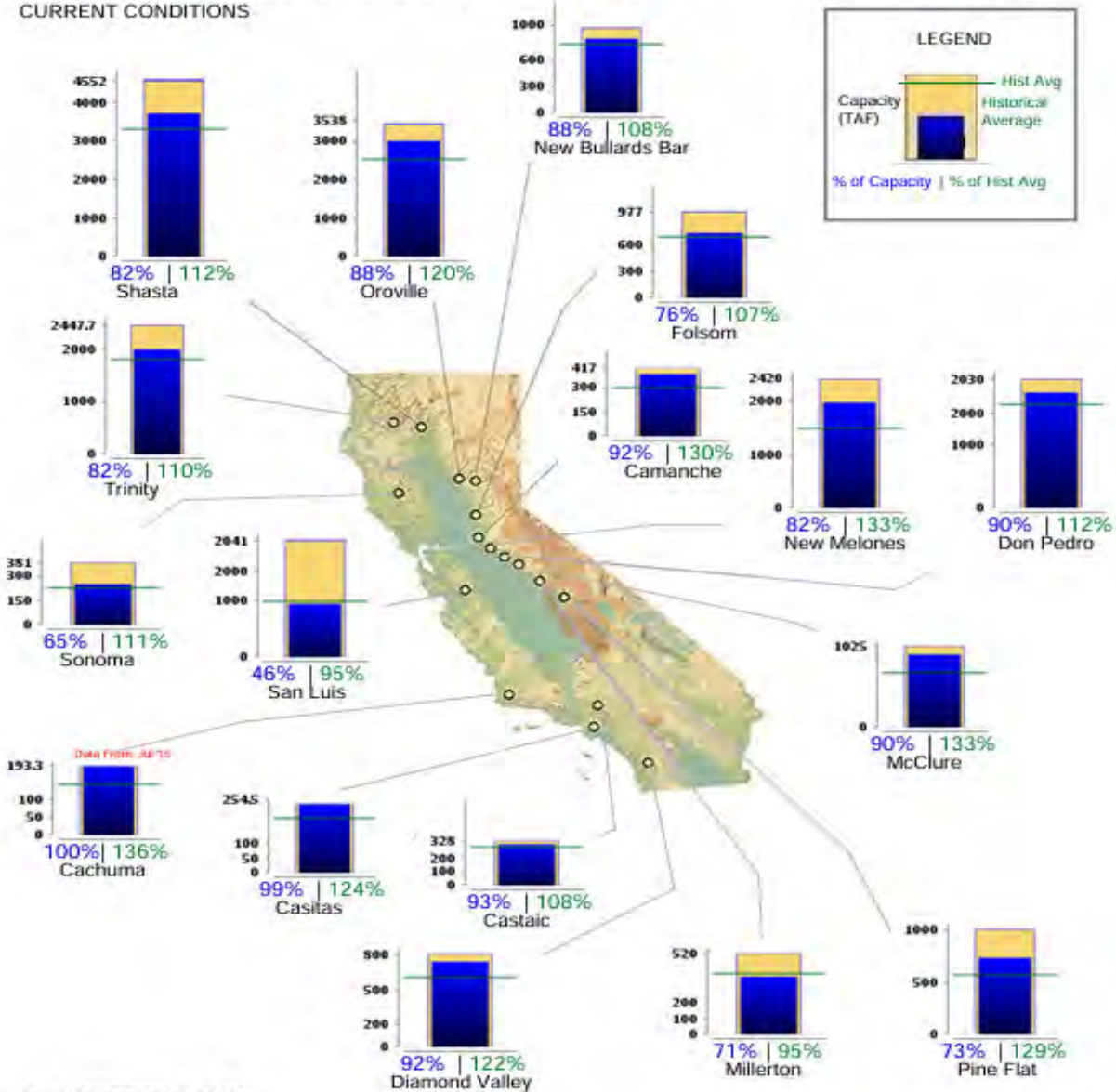


— Historical Average
 — Total Reservoir Capacity
 — TOC
 — 1976-1977 (dry)
 — 1982-1983 (wet)
 — 2023-2024 (current)
 — 1977-1978



CALIFORNIA MAJOR WATER SUPPLY RESERVOIRS
CURRENT CONDITIONS

Midnight - July 16, 2024



	Storage (TAF)	% Average
Oroville	3,003	120%
Shasta	3,713	112%
Folsom	739	107%
San Luis	935	95%

Executive Committee Meeting Minutes
August 1, 2024

Directors Present: Paul Ortega, Jeff Bowman

Staff Present: Steve Johnson, Esther Saenz, Sylvia Baca, Jamie Hoffman

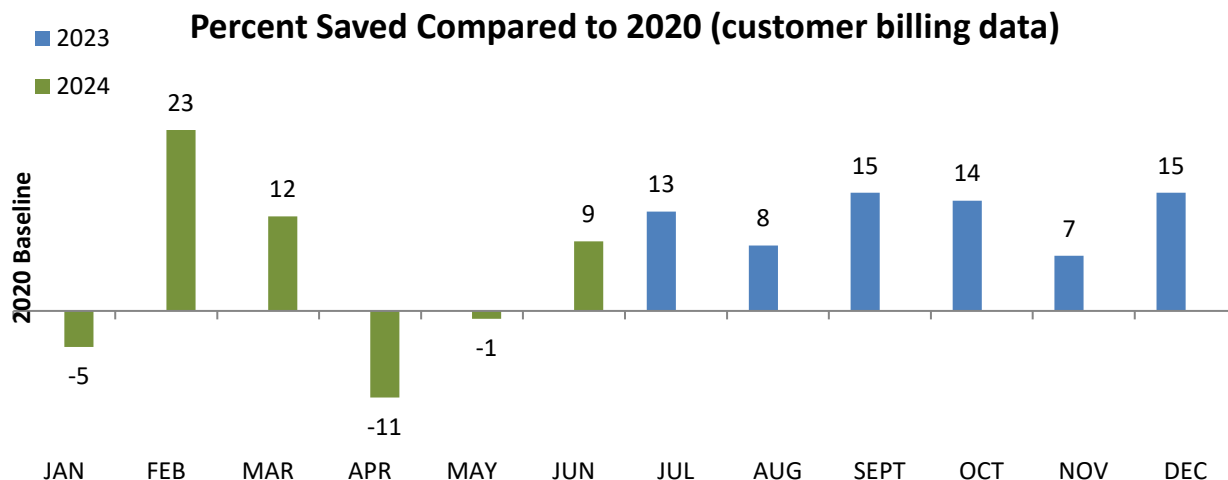
1. Call to Order
2. Public Comments
None
3. Discussion Items
 - A. Review Agenda for August 6, 2024 Board Meeting
The proposed agenda for the August 6, 2024 meeting was reviewed.
 - B. Expense Reports
The June expense reports were reviewed.
4. Adjourn

**STAFF REPORT
TO
DESERT WATER AGENCY
BOARD OF DIRECTORS**

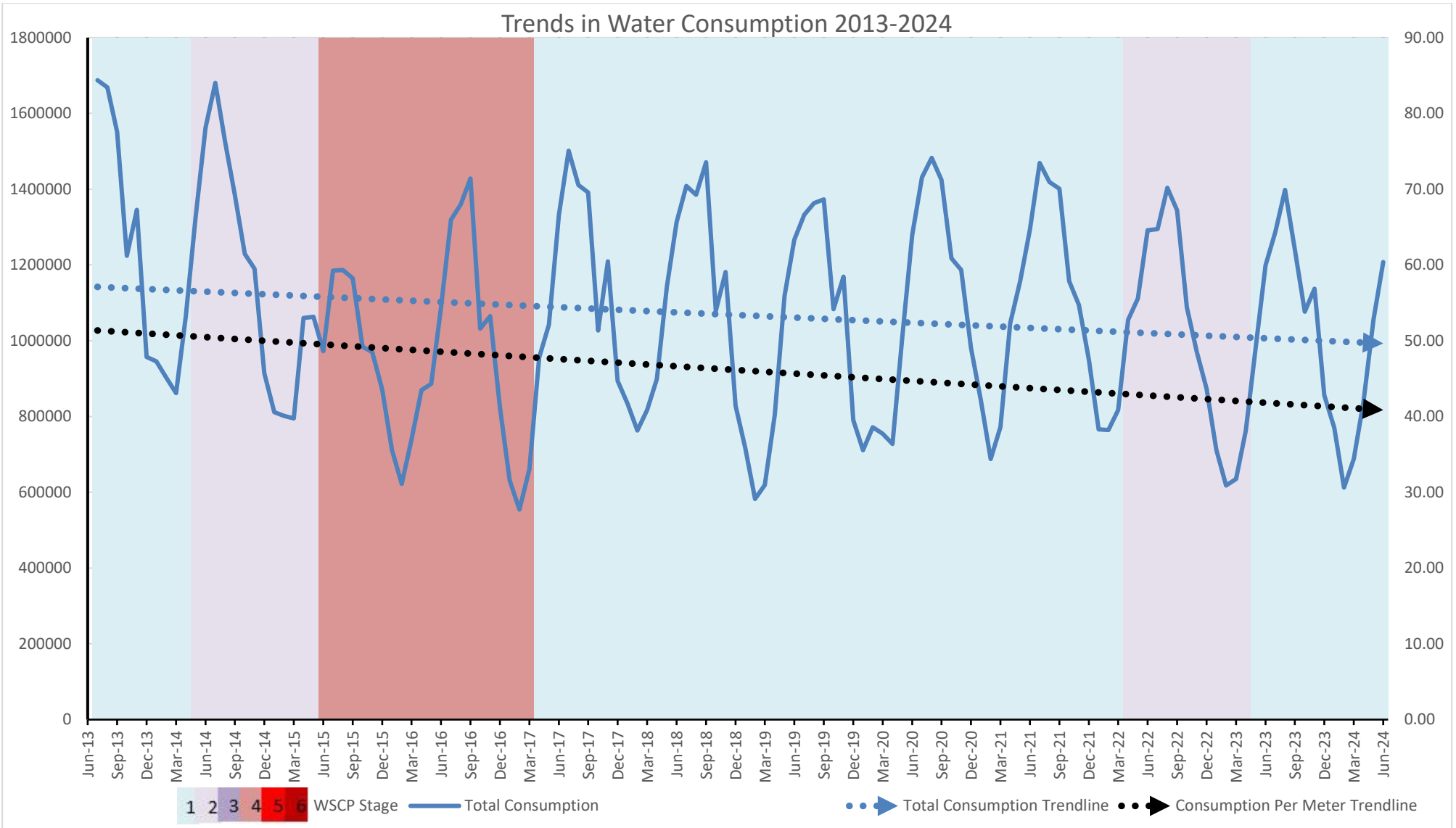
AUGUST 6, 2024

RE: JUNE 2024 WATER USE REDUCTION FIGURES

Desert Water Agency customers decreased water consumption per meter by 9% during June 2024 compared to the same month in 2020 – the baseline year the State Water Resources Control Board (State Water Board) used to measure statewide conservation achievements during the 2020-2022 drought. This is despite June 2024 having higher average temperatures than June 2020. The decrease may be explained by the success of outreach programs, results of incentive programs, or early response to the new Making Conservation a California Way of Life regulation. There is also a notable uptick in water waste reports and citations over the last few months compared to 2023.



Over the past 12 months, consumption per meter has been trending 9% lower compared to 2020. DWA is committed to conservation and has met the goals of many voluntary and mandatory calls for conservation such as SB X7-7 (20% by 2020). The Making Water Conservation a California Way of Life regulation (unanimously approved on July 3, 2024) will provide DWA with a water use objective – in essence, an agency-wide water budget. This will inform DWA’s future water conservation objectives.



The graph above shows total monthly water consumption trending downward over time. It also shows that water use *per meter* is trending downward even faster. This indicates significant conservation gains given that population and business grew while water consumption continued to decline. The graph also highlights Water Shortage Contingency Plan (WSCP) levels.

June 2024 conservation per meter percentage	Down 9%
June 2024 consumption per meter	50 HCF
June 2020 consumption per meter	55 HCF
June 2024 gross consumption conservation percentage	Down 6%
June 2024 metered potable consumption	2772 AF
June 2020 metered potable consumption	2936 AF
The percentage of the Total Monthly Potable Water Consumption going to residential use only for the reporting month	76%
Population (estimated and inclusive of seasonal residents)	75,132
Estimated R-GPCD	305
Number of public complaints of water waste or violation of conservation rules received during the reporting month.	98
Number of contacts with customers for actual/alleged water waste or for a violation of conservation rules.	20
Number of field visits for water waste follow up.	17
Number of citations for violation of conservation rules.	22

**STAFF REPORT
TO
DESERT WATER AGENCY
BOARD OF DIRECTORS**

AUGUST 6, 2024

**RE: REQUEST BOARD AUTHORIZATION FOR GENERAL MANAER
TO EXECUTE THE DWA & CITY OF PALM SPRINGS COST-
SHARE AGREEMENT FOR COOPERATIVE TURF REBATE
PROGRAM**

In response to the drought emergency declaration by Governor Newsom in Spring 2021, Desert Water Agency began to increase its incentive programs outreach to encourage and increase community participation. In July of 2022, DWA increased its incentive for grass replacement from \$2 to \$3 per square foot.

Additionally, in December 2022 and February 2023, the City of Palm Springs elected to provide additional incentive funding to DWA's program amounting to \$550,000. The matching program had great demand and in June 2023, Palm Spring Council approved \$1,150,000 for their two-year budget cycle for Fiscal Years 24-25.

At that time, the City of Palm Springs and Desert Water Agency agreed that DWA would facilitate the program, approve applications and provide rebates, including the city match, to residents. It was also agreed that the City of Palm Springs would then transfer the funds paid out back to DWA in order to make DWA whole.

For funds to be transferred from the City of Palm Springs to Desert Water Agency a formal agreement is needed (Attachment 1). The agreement is modeled after similar local city matching rebate programs.

The City of Palm Springs authorized the City Manager to execute the Cost-Share Agreement at their July 9, 2024 City Council meeting (Attachment 2).

Fiscal Impact:

There are no budgetary impacts. This will be a reimbursement of program funds spent. Finance Director Saenz has reviewed this report.

Legal Review:

Legal reviewed the cost-share agreement prior to sending to the City of Palm Springs.

Recommendation:

Staff recommends the Board authorize the General Manager to sign the cost-share agreement between Desert Water Agency & the City of Palm Springs.

Attachments:

1. Cost-Share Agreement between Desert Water Agency and the City of Palm Springs
2. Minutes from City of Palm Springs Council meeting

**Desert Water Agency and City of Palm Springs
Cost-Share Agreement for a Cooperative Turf Conversion Rebate Program**

1. The purpose of this agreement is to formally document joint participation by Desert Water Agency (“DWA”) and the City of Palm Springs (“City”) in a turf conversion rebate program (“Turf Rebate Program”). This program will provide customers residing within the City of Palm Springs the opportunity to convert turf to water efficient landscape. Turf conversions will help accomplish DWA's and the City's mutual goals of increased efficiency in landscape water use and conservation of potable water supplies.
2. It is understood by both parties that this agreement provides additional funds through the City's match to DWA's existing funding of the Turf Rebate Program. Funds for the Turf Rebate Program are available to City's residents and businesses on a first-come-first-served delivery sequence until the initial funding has been exhausted.
3. The program is limited to residential, commercial, and HOA turf conversion projects.
4. DWA will complete pre-conversion and final inspections prior to disbursing funds to customers upon completion of approved projects. DWA reserves the right to deny applications based upon the attached program guidelines. Applicants who are denied may dispute and appeal the denial in accordance with DWA's Non-Billing Dispute and Appeal Policy. DWA shall defend, indemnify and hold harmless the City, its officers, officials, agents, employees and volunteers from and against any and all claims, demands, actions, losses, damage, injuries, and liability, direct or indirect (including any and all costs, expenses and attorneys' fees in connection therewith), arising out of the Turf Rebate Program, except for any such claim arising out of the sole negligence or willful misconduct of the City.
5. The City agrees to provide a total contribution not to exceed \$550,000 for Fiscal Years (FY) 2021-2023 and \$1,150,000 for FY 2023-2025 to the Turf Rebate Program, as follows.
 - a. For FY 2021-2023 Funding:
 - i. The City agrees to provide a contribution of \$3.00 per square foot up to a maximum of \$5,000 per project to eligible residential and HOA/Commercial applicants on first-come-first-served delivery sequence up to a maximum of \$500,000 of FY 2021-2023 funding.
 - ii. For customers who are part of a disadvantaged community, the City agrees to provide a contribution of \$4.00 per square foot to eligible residential applicants on first-come-first-served delivery sequence up to a maximum of \$50,000 of FY 2021-2023 funding.
 - iii. DWA agrees to pay directly to customers the full rebate amount available, including both DWA's and the City's contribution, and subsequently invoice the City on a quarterly basis for reimbursement of the City's contribution. The City's contribution will be due within 30 days of DWA's invoice date.
 - b. For FY 2023-2025 Funding:
 - i. The City agrees to provide a contribution of \$1.00 per square foot to eligible residential and HOA/Commercial applicants on first-come-first-served delivery sequence.

- ii. DWA agrees to pay directly to customers the full rebate amount available, including both DWA's and the City's contribution, and subsequently invoice the City on a quarterly basis for reimbursement of the City's contribution. The City's contribution will be due within 30 days of DWA's invoice date.
- 6. DWA plans, receives and process applications, documentation, photographs, and plans, and will share all documentation with City staff upon request.
- 7. The City and DWA agree to consider the continuation of funding for this program in subsequent fiscal years if funding is available. DWA will advise the City in writing if and when all City-approved funds have been committed to projects or reserved for projects. Should all City-approved funds be committed or reserved for projects, the City Manager will advise DWA whether to accept new applications and commit to reimbursing DWA for those rebates issued in excess of the approved funds, subject to allocation of funds pursuant to a duly adopted City budget.

Signed and approved by:

Date:

Steve Johnson
General Manager
Desert Water Agency

Desert Water Agency
1200 S Gene Autry Trail
Palm Springs, CA 92263
(760) 323-4971

Date:

Scott Stiles
City Manager
City of Palm Springs

City of Palm Springs
3200 E Tahquitz Canyon Way
Palm Springs, CA 92263
(760) 322-8362



City of Palm Springs

Office of the City Clerk

3200 E. Tahquitz Canyon Way • Palm Springs, California 92262
Tel: 760.323.8204 • Fax: 760.322.8332 • TDD 760.864.9527 • www.palmspringsca.gov

ACTION OF THE CITY COUNCIL OF THE CITY OF PALM SPRINGS, CALIFORNIA

Council Meeting Date: July 9, 2024
Councilmembers Present: Councilmembers Grace Garner, Christy Holstege, Lisa Middleton;
Mayor Pro Tem; Ron Deharte and Mayor Jeffrey Bernstein
Councilmembers Absent: None
Agenda Item No. Consent Agenda Item 1.R

APPROVAL OF A COST-SHARE AGREEMENT AUTHORIZING FUNDS TRANSFER TO THE
DESERT WATER AGENCY (DWA) FOR THE COOPERATIVE TURF CONVERSION REBATE
PROGRAM

MOTION BY COUNCILMEMBER GARNER, SECOND BY MAYOR BERNSTEIN, CARRIED 5-0, to:

1. Approve Cost-Share Agreement for a Cooperative Turf Conversion Matching Rebate Program between the City of Palm Springs and the Desert Water Agency (DWA).
2. Authorize the City Manager to execute all necessary documents.

STATE OF CALIFORNIA)
COUNTY OF RIVERSIDE) SS.
CITY OF PALM SPRINGS)

I, BRENDA PREE, City Clerk of the City of Palm Springs, California, do hereby certify the foregoing to be the official action taken by the City Council at the above meeting.

IN WITNESS WHEREOF, I have hereunto set my hand this 30th day of July 2024.

Brenda Pree, MMC, CERA, City Clerk
City of Palm Springs, California

**STAFF REPORT
TO
DESERT WATER AGENCY
BOARD OF DIRECTORS**

AUGUST 6, 2024

RE: CUSTOMER APPEAL – DARRELL THOMAS

On December 17, 2019, the Board of Directors adopted Resolution No. 1224 “Policy on Discontinuation of Residential Water Service for Nonpayment”, which became effective on February 1, 2020. This resolution was in accordance with Senate Bill 998 that was adopted by the California Legislature in 2018, which imposes new and expanded customer protections regarding discontinuation of residential water service for nonpayment and related matters.

Section 5 of Resolution No. 1224 addresses the procedures to contest or appeal a bill, in particular Section 5.3 (Appeal to Board of Directors).

“Any customer whose timely complaint or request for an investigation pursuant to this Section 5 has resulted in an adverse determination by the Agency may appeal the determination to the Board of Directors by filing a written notice of appeal with the Agency Secretary within ten (10) business days of the Agency’s mailing of its determination. Upon receiving the notice of appeal, the Agency Secretary will set the matter to be heard at an upcoming Board meeting and mail the customer written notice of the time and place of the hearing at least ten (10) days before the meeting. The decision of the Board shall be final.”

The appellant, Darrell Thomas, is requesting relief from his financial payment plan for \$726.54 and his May bill of \$299.87 for a total of \$1,026.41. He is requesting relief due to the following:

1. He recently discovered his pool had a leak and had to pay to get it fixed.
2. He then discovered a major leak under the house, which he paid additional money to correct.
3. He claims that since he didn’t use the water, it went back into the aquifer.

Appeal Summary/Procedures:

1. 06/12/23 - Consumption at property increases but not significantly enough to initiate a reread.
2. 04/11/24 - Customer requests to be placed on a payment plan in the amount of \$871.84.

3. 06/20/24 - Customer files dispute with DWA for consumption at property during time of leaks.
4. 07/02/24 - Dispute denial letter is emailed and mailed to customer.
5. 07/11/24 - Customer files an appeal.
6. Staff has provided the Board with the correspondence for this appeal. (Attachment 1).
7. Staff records of the account (Attachment 2).
8. The appellant, if in attendance, will be invited by the Board President to speak concerning the appeal.
9. After hearing the appellant, the Board will decide whether to grant or deny the appeal.

Fiscal Impact:

If the Board decides to deny the appeal, there will be no fiscal impact. If the Board decides to grant the appeal, the Agency may credit the account up to \$1,026.41.

Legal Review:

N/A

Staff Recommendation:

Based on the actions discovered at the property, Staff recommends that the Board of Directors deny the appeal of Darrell Thomas.

Attachments:

Attachment #1 – Appeal form

Attachment #2 – Account Records

From: [Desert Water Agency](#)
To: [Appeal](#)
Cc: [OutReach](#); [Conservation](#)
Subject: Desert Water Agency - Appeal
Date: Thursday, July 11, 2024 1:14:27 PM

Hello,

We just received this appeal from the website.

Name: Darrell Thomas

Email :

Phone : [REDACTED]

Property Address: [REDACTED]

Date of decision/bill appealed: 07/02/2024

Why appealing? : Garrett Nelson
Field Supervisor
Desert Water Agency

Dear Garrett:

I am appealing your decision regarding Water Dispute [REDACTED] in [REDACTED].

1st I have tried to qualify with United Way of the Desert. Unfortunately, they only look at the top line of a tax return NOT the adjusted income. So, I do not qualify on that route even though I support in my household and elderly person (mother-in-law) without any subsidy from anyone.

2nd Who do you think supports agencies like United Way? Middle class income people like me support the United Way and all the other types of assistance for low income people.

3rd Why can I not qualify for a One-Time event that was a huge leak with a huge repair bill? I do not ask for relief for my regular bills, just for this one-time event.

4th The water did not even go into my house. It went directly back to the aquifer with no touch of human hands. Are you saying that "pristine unused water" is not a value to the desert or to DWA? Can I send you an invoice for untouched/unused water? You are a monopoly and I have no choice but to use DWA.

5th I am fine with a compromise but I think it is grossly unfair that I support low-income users with DWA, SCE, and many other groups AND the one time that I need assistance, I get a form letter from you (Garrett Nelson).

I think that a reasonable compromise is waive the remaining payments that I have on my payment plan and the last invoice of \$299.87 and call it a "done deal".

PS. Please look at my original email dated June 20, 2024 for more details.

Sincerely,

Darrell Thomas



What do you want DWA to do?: Credit/discount my bill

Please let us know what you'd like DWA to do.:

Thank You!

Paul Ortega, President (Division 4)
Jeff Bowman, Vice President (Division 3)
Gerald McKenna, Secretary-Treasurer (Division 2)
Kristin Bloomer, Director (Division 5)
Steve Grasha, Director (Division 1)



Steve L. Johnson, General Manager-Chief Engineer
Best, Best & Krieger, General Counsel
Krieger & Stewart, Consulting Engineers

Darrell Thomas
[Redacted]

emailed / Mailed July 2, 2024
7/2/24

RE: WATER BILL DISPUTE
[Redacted]

Dear Customer,

Thank you for reaching out to us. We understand your concern about your bill and spike in water use.

While Desert Water Agency does not typically issue credits for leaks, we have a new program to help eligible low-income customers that have a high-water bill due to a leak.

Criteria (must meet both):

1. Apply and qualify for DWA's Help2Others program (Details for United Way: www.unitedwayofthedesert.org/help2others (760)323-2731)
2. Had a recent unusually high bill (water use more than 2.5 times your average for that month) and provide proof of a leak repair, Desert Water Agency will credit your bill for the excess water use. (For example, if you qualify for Help2Others and you get a February bill showing 70 units of water and normally use 10 units in February, you can submit your leak repair receipts/invoices and Desert Water Agency will credit you for 60 units of water.)

If you're eligible, please email your receipts/repair invoices to assistance@dwa.org - unfortunately, if you are not eligible, we are unable to offer you assistance.

If you are not satisfied with this solution, please fill out an appeal form (www.dwa.org/appeal) within 10 business days of this letter and our Board of Directors will review your appeal at a public board meeting. If no appeal is submitted, the decision above will be final.

If you have any questions, please feel free to contact me directly at EXT 128.

Sincerely,

Garrett Nelson
Field Service Supervisor

Priscila Ramirez

From: Nadia Acosta
Sent: Thursday, June 20, 2024 10:23 AM
To: Priscila Ramirez
Subject: FW: Desert Water Agency – Request for Relief (Priscilla in billing said it would be a dispute - I am asking for relief)

He is disputing his bills due to leaks?

Thank you,

Nadia Acosta
Account Clerk II
DESERT WATER AGENCY
Ph. (760) 323-4971 ext. 122
Fx. (760)322-1224
nacosta@dwa.org



From: Desert Water Agency <no-reply@dwa.org>
Sent: Thursday, June 20, 2024 10:20 AM
To: Billing <billing@dwa.org>
Subject: Desert Water Agency – Request for Relief (Priscilla in billing said it would be a dispute - I am asking for relief)

Hello,

We just got this submission through the website.

Subject: Request for Relief (Priscilla in billing said it would be a dispute - I am asking for relief)

Attention: Billing or account information

Message: June 20, 2024
Desert Water Authority

Subject: Request for Water Billing Relief due to major leaks that were costly but repaired

Dear Person,

I have never used this process. Please send this request to the appropriate people that can approve my request.

My billing name/address is Darrell Thomas at [REDACTED]. My Account Number is [REDACTED]. I bought this house a couple of years ago. Unfortunately, the prior owner did not provide me with any plumbing records or history of the house.

I am requesting Relief from my financial Payment Plan AND the previous balance of \$299.87. Priscilla has been working with me. She is a true asset to your company. She has been extremely helpful, but this is out of her decision-making authority.

Per her suggestion I have reached out to the relief organizations that DWA refers to when customers have financial difficulties. Unfortunately, I do not meet their requirements of income/number of people in the household, etc. That is why I am reaching out to you for an exception/relief.

The issue is that over time since I moved in May 2022, I have slowly noticed unusual water usage. Again, I had no history of the house. I was under the impression that all was ok. Over time and most noticeably my water pressure was decreasing, and some sprinklers were not working as they should. So, I started watching more closely water bill and what the "house was doing".

I discovered that the pool had a leak. I had to drain the pool, it was fixed for \$1,650 in May 2024. I had to refill the pool. I am not asking for relief for the re-fill of the pool.

In May/June 2024, after the pool was fixed, I noticed that water pressure was dropping substantially. Finally, it just stopped all together. I knew that I had a major problem. I called American Leak Detection of Palm Springs. They verified that I had a major leak somewhere under the house slab.

For almost 10 days I had to manually shut water off at the street except when trying to take showers, etc. Which was difficult. We purchased potable water to drink and used the pool water to flush the toilets for about a week while trying to determine where the leak was.

The leak was MAJOR and it was under the house slab. The water from DWA was not even able to reach inside the house. The water had just been going back down to the aquifer without being touched by any human. As you look at my consumption, you can graphically see past usage, when I had leaks fixed (water usage was less) and now, my present usage is getting more stable and at a normal rate considering that 4 adults live in the house.

The cost of diagnosing and repairing the major leak under the house was \$3,750. On leaks (pool and house) over the last 60 days I have spent \$5400 plus being billed for all water even though I have not even touched most of the water since in effect I am discharging the water back directly to recharge the aquifer under my house.

I have had a well in the past, so I know typical outdoor indications of water leaks. But this leak has been happening so long without me even knowing (there was no standing water, green areas, or any indication of a leak with standing water, etc.) there could even be cracks under the ground to facilitate the recharge of water. Who knows but I sure did not get to use it.

My request considering my situation, is relief from the payment plan (months 4-12 @ \$72.65 / month as well as relief from the previous balance of \$299.87. I would like to start "fresh" now that all leaks are fixed, and I am back to regular usage and billing.

My request rational is that I did not "use" the water, most of it over time went directly back to the aquifer and there is not an exact way to determine what I really used. I do not challenge that I need to pay for the re-fill of water for the swimming pool.

PLEASE provide relief for 9 months payment plan x \$72.65 = \$653.85 plus \$299.87 Total = \$953.72 (previous balance of invoice read date 6/11/2024). Plus, I have paid \$5,400 in plumbing repairs. Over the past 12 months, I have paid for water even though I had unknown leak.

My budget has just been blown away with water leaks and repairs, as well as expensive dental issues. I am frankly out of money and cannot pay for water. I do not want to have my water turned off either.

If you cannot grant my total request for relief, can you possibly for extenuating circumstances provide a good portion of my relief request?

You can contact me at [REDACTED] for any questions or suggestions to get me back to "normal".

Thank you for your considering my request !

Sincerely,

Darrell Thomas

Name: Darrell Thomas

Email: [REDACTED]

Phone Number: [REDACTED]

Account Number: [REDACTED]

Address: [REDACTED]

Thank You

Acct: [REDACTED] Status: A Alpha: THOMAS, DARRELL
 PAY PLAN ACCT PRESS F12 TO VIEW Balance: 799.19 User: PRISCIL
 Service: DARRELL THOMAS
 [REDACTED] CA 92234 2249
 APN: 686171017

Curr Amt Wtr : 168.51
 Arrears Wtr : 227.22
 Curr Amt Swr : 34.41
 Arrears Swr : .00

Bill To:

=====
 TOTAL DUE : 430.14
 Last Paid : 6/17/24
 Last Billing : 6/11
 Turnoff Date : 6/28/24

Rfnd Grp: Deposit: 00000
 ERT # : [REDACTED] ADDITIONAL COMMENTS
 4/11/24 PAY PLAN *CUST HAD LEAK IN MAY DOSNT QLFY 4 U/W
 Meter # : [REDACTED] Service #: 28053
 Mtr Type: RESIDENTIAL Mtr Size: 4DGT 5/8
 Cty/Cnty: CITY Curr Mtr Rdng: 1,999

Service Size: 1 IN.
 Multiple Head:
 Prv Metr Rdng: 1,952

Bkfl: Size: Sewr: 1 EDUS: 1.000 Trap: Route: 40-1 Seq: 400 Zone: H
 Pink: By: Orig : Orig TrnOff:

CONSUMPTION - 24				CONSUMPTION - 23				CONSUMPTION - 22			
J	78	M	82	J	27	M	48	J	52	M	24
F	87	J	47	F	15	J	80	F	58	J	33
M	76	J	N	M	13	J	63	M	46	J	30
A	82	A	D	A	16	A	79	A	25	A	19

F1-Comnt F2-Hst F3-Reads F6-Prt F9-Upd Comnt F10-DueDate F11-AutoPay F14-Ext

User	PRISCIL	Account #	Amount	Balance	Name	DARRELL THOMAS
Date	Code				Comment	Consp.
2/12/24	SB		34.41	799.63	SEWER BILL	87
2/12/24	LF		25.00	824.63	LATE FEE	
3/01/24	CR		485.91-	338.72	CASH RECEIVED	
3/12/24	WB		248.84	587.56	WATER BILL	76
3/12/24	SB		34.41	621.97	SEWER BILL	76
3/12/24	LF		25.00	646.97	LATE FEE	
4/09/24	CR		100.00-	546.97	CASH RECEIVED	
4/10/24	WB		265.46	812.43	WATER BILL	82
4/10/24	SB		34.41	846.84	SEWER BILL	82
4/10/24	LF		25.00	871.84	LATE FEE	
4/11/24	PP			871.84	PAYMENT PLAN	
5/10/24	WB		265.46	1,137.30	WATER BILL	82
5/10/24	SB		34.41	1,171.71	SEWER BILL	82
6/11/24	WB		168.51	1,340.22	WATER BILL	47
6/11/24	SB		34.41	1,374.63	SEWER BILL	47
6/11/24	LF		25.00	1,399.63	LATE FEE	
6/17/24	LF		25.00-	1,374.63	REVERSE L/F	C
6/17/24	PR			1,374.63	PayPln 72.65	
6/17/24	CR		145.30-	1,229.33	CASH RECEIVED	
				1,229.33	ENDING BALANCE	

Cmd1-Back CMD2 Forward CMD3-Meter READS CMD6-Print CMD7-END History

DESERT WATER AGENCY
Financial Highlights
June 2024

OPERATING FUND

Received

- \$3,512,549 in Water Sales Revenue Receipts
- \$89,723 in Recycled Water Sales Revenue Receipts
- \$82,500 in Construction Deposits
 - Riverside County Treasurer: \$51,000
Project # 23-8015-F-10, 23-7023-M-00, 23-7024-M-00
 - Coglianesse Living Trust: \$2,000
Project # 23-7025-M-00
 - Avalon Pain Solutions, Inc: \$29,500
Project # 23-8014-F-04, 23-7022-M-00

Paid

- \$7,274,261 in Accounts Payable

Year to date

- Year to date Water Sales, Total Revenue and Expense Budget variances will be provided after the 2023/2024 annual audit is complete

Active Potable Water Accounts

- There were 23,588 active potable water accounts billed in June 2024
- Compared to 23,601 active potable water accounts billed in May 2024
- Net decrease of 13 active accounts billed
- There were 23 water accounts turned off for non-payment in June 2024. Over the past twelve months, there were an average of 20 accounts per month turned off for non-payment.

DESERT WATER AGENCY
Financial Highlights
June 2024

GENERAL FUND

Received

- \$512,348 in Property Taxes
- \$204,828 in State Water Project refunds

Paid

- \$1,108,993 in State Water Project charges
(YTD SWP Payments = \$22,127,086)

WASTEWATER FUND

Received

- \$213,650 in Wastewater Revenue Receipts.

Paid

- \$174,915 in Accounts Payable

DESERT WATER AGENCY
Statement of Cash Receipts and Expenditures
 OPERATING FUND

Invested
 Reserve Funds
66,558,158.53

BEGINNING BALANCE JUNE 1, 2024 **(1,445,654.14)**

Receipts

Water Sales	3,512,548.57
Recycled Water Sales	89,722.57
Wastewater Receipts	94,104.07
Power Sales	14,420.51
Meters, Services, Etc	70,421.00
Reimb - General Fund	732,218.83
Reimb - Wastewater Fund	85,534.23
Accounts Receivable - Other	36,255.44
Customer Deposits - Surety	7,620.00
Customer Deposits - Const	82,500.00
Lease Revenue	4,061.24
Interest Received on Invstd Fnds	144,846.11
Front Footage Fees	-
Bond Service & Reserve Fund Int	-
Misc	14,092.04

TOTAL RECEIPTS 4,888,344.61

Payments

Payroll Checks	496,065.14
Payroll Taxes	214,489.62
Electronic Transfers	226,589.24
Checks Under \$10k	\$312,830.21
Checks Over \$10k	\$6,734,842.02
Cancelled Checks and Fees	964.99

TOTAL PAYMENTS 7,985,781.22

NET INCOME **(3,097,436.61)**

Invested Reserve Funds	
Funds Matured (CIA)	12,862,628.89
Funds Invested (C/I)	11,522,452.50

NET TRANSFER **1,340,176.39** **(1,340,176.39)**

ENDING BALANCE JUNE 30, 2024 **(3,202,914.36)**

65,217,982.14

DESERT WATER AGENCY
SCHEDULE OF MISCELLANEOUS RECEIPTS
OPERATING FUND

6/30/2024

COMMERCIAL PLAN CHECK FEE	280.00
SA RECYCLING METERS	7,367.40
SA RECYCLING METALS & SCRAPS	2,282.09
OVERPAYMENT ON FEDEX ACCOUNT	6.26
QUIT CLAIM FEE	700.00
TAX RETURN ON DIESEL FUEL	423.50
REFUND LOWES	369.16
EDISON 690 IND PL WELL 6	914.24
RTN FEE 5501-1998-0 MARTINEZ	35.00
COLL & WRITE OFFS 4414-8311-3	38.00
COLLECTIONS ACCT #4414-8546-6	201.99
COLLECTIONS ACCT #4410-3384-0	57.47
COLLECTIONS PMS 5/31/2024	1,416.23
COURTNEY ESTRADA POSTAGE	0.70
TOTAL	14,092.04

DESERT WATER AGENCY
Operating Fund
 Schedule #1 - Checks Over \$10,000



June 2024

Check #	Name	Description	Amount
2274	American Backflow Specialties	Water Service Supplies	\$ 11,050.20
2277	Backflow Apparatus & Valve Co	Water service supplies	\$ 13,459.16
2279	Best Best & Krieger LLP	Legal Fees	\$ 51,668.58
2280	Borden Excavating Inc	Pipeline Replacement -2021/2022 Project #211011012	\$ 1,409,342.58
2283	Chase Card Member Services	Credit Card Purchases	\$ 31,651.55
2287	CU Technology	Managed Information Technology-Network Administration	\$ 19,940.00
2321	Cathedral Canyon Country Club	Grass Removal Rebate	\$ 24,680.00
2325	Villas De Las Flores	Grass Removal Rebate	\$ 141,016.00
2328	Krieger & Stewart Inc	Engineering	\$ 38,869.15
2329	Landmark Consultants Inc	Inventory Items	\$ 21,278.40
2340	Weka, Inc.	Pipeline Replacement -300/30" Avendia Caballeros	\$ 860,379.37
2343	Z&L Paving, Inc.	Paving	\$ 15,956.25
2345	Coachella Valley Water Dist	CY 2023 4th Quarter State Water Project Shared Cost	\$ 192,840.00
2355	Beck Oil Inc	Fuel Purchase	\$ 14,863.56
2357	Borden Excavating Inc	Pipeline Replacement -2021/2022 Project #211011012	\$ 1,336,447.18
2366	Core & Main Lp	Water Service Supplies	\$ 32,796.82
2374	Desert Water Agency	Wastewater Revenue Billing for April 2024	\$ 111,483.39
2375	Desert Water Agency	Wastewater Revenue & Wastewater Reimbursement May 2024	\$ 102,167.00
2377	Down To Earth Landscaping	Landscape Maintenance	\$ 37,909.21
2400	Canyon South Homeowners Assn II	Grass Removal Rebate	\$ 23,648.00
2401	Canyon View Estates 4	Grass Removal Rebate	\$ 21,272.00
2404	Georg Richter	Grass Removal Rebate	\$ 16,024.00
2432	E Source Companies, LLC	Leak Detection Survey FY 2023/2024	\$ 23,000.00
2439	Ferguson Waterworks #1083	Water service supplies	\$ 14,625.72
2440	Fiesta Ford Lincoln Corp	Purchase-Unit #49 (W/O #23-121-M---77)	\$ 90,212.31
2444	Granite Construction Company	Construction Material	\$ 10,177.34
2447	Indio Water Authority	Grant Agreement -#460001497-Prop 1, Rd 2	\$ 80,506.65

DESERT WATER AGENCY
Operating Fund
 Schedule #1 - Checks Over \$10,000



June 2024

2451	Krieger & Stewart Inc	Engineering	\$ 31,901.25
2452	Landmark Consultants Inc	Consulting Services -Soil Testing	\$ 29,613.60
2453	Left Coast Consutants Inc	Engineering Consultants Services	\$ 29,285.91
2455	LM TECHNOLOGY CONSULTING	I.T. Governance & Oversight	\$ 62,715.60
2474	PETERSEN MFG. CO.	Operations Front Parking	\$ 14,539.12
2480	Red Hawk Services Inc	Perimeter Fencing	\$ 24,800.78
2487	San Gorgonio Pass Water Agency	San Gorgonio Pass- GSA Report	\$ 10,604.57
2491	Southern Californnia Edison	Power	\$ 752,734.70
2493	Sunbelt Rentals	Compressor Purchase	\$ 35,107.75
2495	Thatcher Company Of California	Water Service Supplies	\$ 79,609.47
2502	Tyler Technologies Inc	Tyler Software (Project 201078M)	\$ 31,687.20
2514	Weka, Inc.	Pipeline Replacement -300/30" Avendia Caballeros	\$ 841,122.40
2516	Z&L Paving, Inc.	Paving	\$ 43,855.25
Total			\$ 6,734,842.02

Security Type

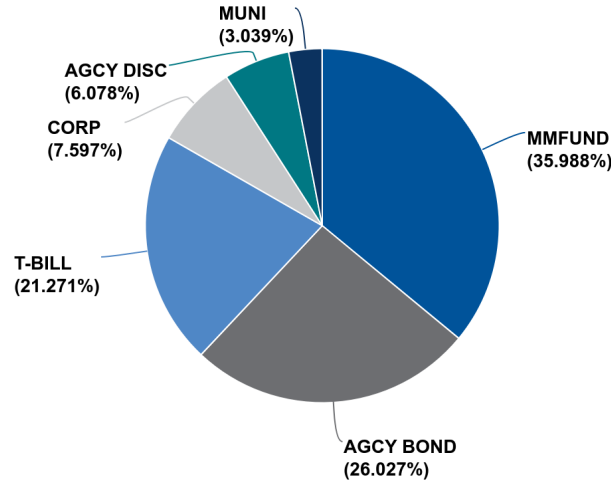


Chart calculated by: PAR Value

MMFUND

Description, Broker	Settle Date	Next Call Date	Effective Maturity	Final Maturity	PAR Value	Original Cost	Market Value	Yield to Maturity
LAIF Money Market Fund LAIF - OP	---	---	06/30/2024	06/30/2024	23,685,943.08	23,685,943.08	23,685,943.08	---
LAIF Money Market Fund LAIF - OP	---	---	06/30/2024	06/30/2024	23,685,943.08	23,685,943.08	23,685,943.08	---

AGCY BOND

Description, Broker	Settle Date	Next Call Date	Effective Maturity	Final Maturity	PAR Value	Original Cost	Market Value	Yield to Maturity
FEDERAL FARM CREDIT BANKS FUNDING CORP US Wealth OP	04/29/2021	07/19/2024	04/28/2025	04/28/2025	1,000,000.00	999,500.00	962,417.00	5.278%
FEDERAL HOME LOAN BANKS US Wealth OP	09/30/2021	09/30/2024	09/30/2026	09/30/2026	1,000,000.00	1,000,000.00	920,409.00	4.784%
FEDERAL HOME LOAN BANKS US Wealth OP	04/29/2022	---	04/29/2027	04/29/2027	2,000,000.00	2,000,000.00	1,920,368.00	4.582%
FEDERAL HOME LOAN BANKS US Wealth OP	05/24/2022	---	05/24/2027	05/24/2027	2,000,000.00	2,000,000.00	1,931,958.00	4.562%
FEDERAL HOME LOAN BANKS US Wealth OP	09/24/2021	---	09/13/2024	09/13/2024	1,130,000.00	1,125,513.90	1,118,606.21	5.262%
FEDERAL HOME LOAN BANKS US Wealth OP	06/28/2021	---	09/30/2024	09/30/2024	1,000,000.00	1,000,000.00	987,703.00	5.272%
FEDERAL HOME LOAN BANKS US Wealth OP	05/23/2022	08/23/2024	05/23/2025	05/23/2025	2,000,000.00	2,000,000.00	1,966,406.00	5.225%
FEDERAL HOME LOAN BANKS US Wealth OP	06/26/2024	06/26/2026	06/26/2029	06/26/2029	2,000,000.00	2,000,000.00	1,998,102.00	4.922%
FEDERAL HOME LOAN MORTGAGE CORP US Wealth OP	08/20/2020	08/20/2024	08/20/2025	08/20/2025	1,000,000.00	1,000,000.00	950,093.00	5.172%

Monthly Investment Portfolio Report

As of 06/30/2024

AGG- Operating Fund (213426)

Dated: 07/30/2024

Description, Broker	Settle Date	Next Call Date	Effective Maturity	Final Maturity	PAR Value	Original Cost	Market Value	Yield to Maturity
FEDERAL HOME LOAN MORTGAGE CORP US Wealth OP	05/26/2022	---	08/26/2024	08/26/2024	2,000,000.00	2,000,000.00	1,992,292.00	5.407%
FEDERAL NATIONAL MORTGAGE ASSOCIATION US Wealth OP	08/12/2020	08/12/2024	08/12/2025	08/12/2025	1,000,000.00	1,000,000.00	950,548.00	5.151%
FEDERAL NATIONAL MORTGAGE ASSOCIATION US Wealth OP	06/30/2020	09/30/2024	06/30/2025	06/30/2025	1,000,000.00	1,000,000.00	956,393.00	5.238%
--- US Wealth OP	---	---	04/08/2026	04/08/2026	17,130,000.00	17,125,013.90	16,655,295.21	5.037%

T-BILL

Description, Broker	Settle Date	Next Call Date	Effective Maturity	Final Maturity	PAR Value	Original Cost	Market Value	Yield to Maturity
UNITED STATES TREASURY US Wealth OP	01/09/2024	---	07/05/2024	07/05/2024	2,000,000.00	1,950,852.22	1,998,833.34	3.052%
UNITED STATES TREASURY US Wealth OP	02/14/2024	---	08/08/2024	08/08/2024	2,000,000.00	1,951,502.22	1,988,937.78	4.965%
UNITED STATES TREASURY US Wealth OP	04/16/2024	---	09/19/2024	09/19/2024	2,000,000.00	1,956,233.33	1,976,822.22	5.156%
UNITED STATES TREASURY US Wealth OP	04/16/2024	---	08/13/2024	08/13/2024	2,000,000.00	1,966,217.22	1,987,446.38	5.012%
UNITED STATES TREASURY US Wealth OP	04/16/2024	---	10/10/2024	10/10/2024	2,000,000.00	1,950,538.33	1,970,766.12	5.206%
UNITED STATES TREASURY US Wealth OP	06/18/2024	---	12/12/2024	12/12/2024	2,000,000.00	1,950,194.17	1,953,351.12	5.220%
UNITED STATES TREASURY US Wealth OP	06/18/2024	---	12/05/2024	12/05/2024	2,000,000.00	1,952,258.33	1,955,211.38	5.226%
UNITED STATES TREASURY US Wealth OP	---	---	09/22/2024	09/22/2024	14,000,000.00	13,677,795.82	13,831,368.34	4.830%

CORP

Description, Broker	Settle Date	Next Call Date	Effective Maturity	Final Maturity	PAR Value	Original Cost	Market Value	Yield to Maturity
AMAZON.COM INC US Wealth OP	05/16/2022	03/13/2027	04/13/2027	04/13/2027	2,000,000.00	1,987,040.00	1,917,480.00	4.897%
JPMORGAN CHASE BANK, NATIONAL ASSOCIATION US Wealth OP	06/22/2021	---	12/23/2024	12/23/2024	1,000,000.00	1,000,000.00	971,440.00	6.480%
MASSMUTUAL GLOBAL FUNDING II US Wealth OP	06/14/2023	---	06/14/2028	06/14/2028	2,000,000.00	2,021,800.00	1,999,036.00	5.063%
--- US Wealth OP	---	---	04/21/2027	04/21/2027	5,000,000.00	5,008,840.00	4,887,956.00	5.278%

AGCY DISC

Description, Broker	Settle Date	Next Call Date	Effective Maturity	Final Maturity	PAR Value	Original Cost	Market Value	Yield to Maturity
FEDERAL HOME LOAN BANKS US Wealth OP	05/15/2024	---	11/08/2024	11/08/2024	2,000,000.00	1,949,456.67	1,962,322.00	5.284%
FEDERAL HOME LOAN BANKS US Wealth OP	05/15/2024	---	08/09/2024	08/09/2024	2,000,000.00	1,975,012.22	1,988,520.00	5.031%
FEDERAL HOME LOAN BANKS US Wealth OP	05/15/2024	---	09/23/2024	09/23/2024	4,000,000.00	3,924,468.89	3,950,842.00	5.157%

MUNI

Description, Broker	Settle Date	Next Call Date	Effective Maturity	Final Maturity	PAR Value	Original Cost	Market Value	Yield to Maturity
UNIVERSITY CALIF REVS US Wealth OP	05/16/2022	03/15/2027	05/15/2027	05/15/2027	2,000,000.00	1,795,920.00	1,817,040.00	4.751%

Monthly Investment Portfolio Report

AGG- Operating Fund (213426)

As of 06/30/2024

Dated: 07/30/2024

Description, Broker	Settle Date	Next Call Date	Effective Maturity	Final Maturity	PAR Value	Original Cost	Market Value	Yield to Maturity
UNIVERSITY CALIF REVS US Wealth OP	05/16/2022	03/15/2027	05/15/2027	05/15/2027	2,000,000.00	1,795,920.00	1,817,040.00	4.751%

Summary

Description, Broker	Settle Date	Next Call Date	Effective Maturity	Final Maturity	PAR Value	Original Cost	Market Value	Yield to Maturity
---	---	---	04/15/2025	04/15/2025	65,815,943.08	65,217,981.69	64,828,444.63	4.995%

* Grouped by: Security Type. * Groups Sorted by: Ending Market Value + Accrued. * Filtered By: Description ≠ "Receivable". * Weighted by: Ending Market Value + Accrued.

DESERT WATER AGENCY
Statement of Cash Receipts and Expenditures
GENERAL FUND

		Invested Reserve Funds
BEGINNING BALANCE JUNE 1, 2024	40,070.68	262,940,010.25
Receipts		
Taxes - Riv County	512,348.24	
Interest	270,350.91	
Groundwater	-	
Reimb OP	-	
Reimb CVWD	-	
State Water Proj Refunds	204,828.00	
Reimb CVWD Whitewater Hydro	-	
Power Sales - Whitewater	50,656.89	
Misc	-	
TOTAL RECEIPTS	1,038,184.04	
Payments		
Checks Under \$10k	20,604.47	
Checks Over \$10k	2,863,186.83	
Electronic Transfers	-	
TOTAL PAYMENTS	2,883,791.30	
NET INCOME	(1,845,607.26)	
Invested Reserve Funds		
Funds Matured (CIA)	24,477,186.60	
Funds Invested (C/I)	24,841,001.00	
NET TRANSFER	(363,814.40)	363,814.40
ENDING BALANCE JUNE 30, 2024	(2,169,350.98)	263,303,824.65

	TAXES	INTEREST
Receipts in Fiscal Year	41,606,789.26	3,970,483.96
Receipts in Calendar Year	33,575,234.59	1,765,675.40

DESERT WATER AGENCY
General Fund
Schedule #1 - Checks Over \$10,000
DESERT WATER



June 2024

Check #	Name	Description	Amount
2039	Coachella Valley Water Dist	Water Management Cost Share- Whitewater	\$ 117,596.00
2040	Desert Water Agency	General Fund Reimbursement-May 2024	\$ 471,090.83
2042	State of California Department of Water Resources	State Water Project - June 2024 Fixed Water Delivery Charges	\$ 1,108,993.00
2043	The Metropolitan Water District of California	State Water Project - Groundwater Storage Program Cost Share	\$ 1,165,507.00
Total			\$ 2,863,186.83

Security Type

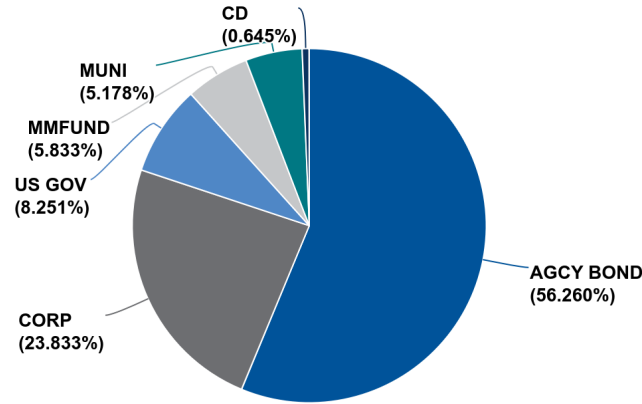


Chart calculated by: PAR Value

AGCY BOND

Description, Broker	Settle Date	Next Call Date	Effective Maturity	Final Maturity	PAR Value	Original Cost	Market Value	Yield to Maturity
FEDERAL AGRICULTURAL MORTGAGE CORP Alamo Capital	09/14/2022	---	04/21/2025	04/21/2025	1,000,000.00	977,400.00	979,725.00	5.196%
FEDERAL AGRICULTURAL MORTGAGE CORP Piper Sandler	02/23/2022	08/23/2024	02/23/2027	02/23/2027	3,000,000.00	3,000,000.00	2,809,056.00	4.678%
FEDERAL FARM CREDIT BANKS FUNDING CORP Alamo Capital	08/04/2020	07/19/2024	08/04/2025	08/04/2025	3,000,000.00	3,000,005.00	2,856,729.00	5.192%
FEDERAL FARM CREDIT BANKS FUNDING CORP Alamo Capital	10/15/2020	07/19/2024	10/15/2024	10/15/2024	3,000,000.00	2,995,500.00	2,956,647.00	5.335%
FEDERAL FARM CREDIT BANKS FUNDING CORP Alamo Capital	02/12/2021	07/19/2024	11/12/2024	11/12/2024	3,000,000.00	3,000,000.00	2,944,959.00	5.325%
FEDERAL FARM CREDIT BANKS FUNDING CORP US Wealth GF	12/22/2020	07/19/2024	12/22/2025	12/22/2025	3,000,000.00	3,000,000.00	2,805,720.00	5.056%
FEDERAL FARM CREDIT BANKS FUNDING CORP Piper Sandler	11/05/2021	07/19/2024	10/20/2026	10/20/2026	3,000,000.00	2,988,000.00	2,764,287.00	4.770%
FEDERAL FARM CREDIT BANKS FUNDING CORP Piper Sandler	02/16/2022	---	02/16/2027	02/16/2027	3,000,000.00	2,999,286.00	2,794,038.00	4.597%
FEDERAL FARM CREDIT BANKS FUNDING CORP Piper Sandler	06/26/2023	---	06/21/2028	06/21/2028	4,000,000.00	3,963,160.00	3,914,024.00	4.470%
FEDERAL FARM CREDIT BANKS FUNDING CORP Piper Sandler	10/15/2020	07/19/2024	10/15/2024	10/15/2024	3,000,000.00	3,000,000.00	2,956,899.00	5.336%
FEDERAL FARM CREDIT BANKS FUNDING CORP Piper Sandler	04/30/2024	---	04/10/2029	04/10/2029	3,000,000.00	2,958,390.00	2,995,182.00	4.411%
FEDERAL HOME LOAN BANKS Alamo Capital	09/30/2021	09/30/2024	09/30/2026	09/30/2026	3,000,000.00	3,000,000.00	2,759,967.00	4.784%
FEDERAL HOME LOAN BANKS Alamo Capital	04/09/2021	08/18/2024	11/18/2024	11/18/2024	3,000,000.00	2,989,263.00	2,942,772.00	5.321%
FEDERAL HOME LOAN BANKS Alamo Capital	12/30/2021	---	12/30/2024	12/30/2024	3,000,000.00	3,000,005.00	2,944,287.00	5.271%

Monthly Investment Portfolio Report

AGG- General Fund (213428)

As of 06/30/2024

Dated: 07/30/2024

Description, Broker	Settle Date	Next Call Date	Effective Maturity	Final Maturity	PAR Value	Original Cost	Market Value	Yield to Maturity
FEDERAL HOME LOAN BANKS US Wealth GF	12/30/2020	07/19/2024	12/30/2025	12/30/2025	3,000,000.00	3,000,000.00	2,805,411.00	5.048%
FEDERAL HOME LOAN BANKS US Wealth GF	09/30/2021	09/30/2024	09/30/2026	09/30/2026	3,000,000.00	3,000,000.00	2,761,227.00	4.784%
FEDERAL HOME LOAN BANKS US Wealth GF	04/29/2022	---	04/29/2027	04/29/2027	3,000,000.00	3,000,000.00	2,880,552.00	4.582%
FEDERAL HOME LOAN BANKS US Wealth GF	06/23/2022	07/19/2024	06/23/2026	06/23/2026	3,000,000.00	3,000,000.00	2,950,710.00	5.090%
FEDERAL HOME LOAN BANKS US Wealth GF	02/28/2023	02/28/2025	02/28/2028	02/28/2028	3,000,000.00	2,999,250.00	2,971,668.00	5.284%
FEDERAL HOME LOAN BANKS US Wealth GF	06/23/2023	---	06/09/2028	06/09/2028	5,000,000.00	4,986,500.00	4,915,640.00	4.470%
FEDERAL HOME LOAN BANKS US Wealth GF	06/28/2021	---	09/30/2024	09/30/2024	3,000,000.00	3,000,000.00	2,963,109.00	5.272%
FEDERAL HOME LOAN BANKS Piper Sandler	02/17/2021	08/17/2024	02/17/2026	02/17/2026	3,000,000.00	3,000,000.00	2,795,757.00	5.010%
FEDERAL HOME LOAN BANKS Piper Sandler	09/30/2021	09/30/2024	09/30/2026	09/30/2026	3,000,000.00	3,000,000.00	2,761,857.00	4.784%
FEDERAL HOME LOAN BANKS Piper Sandler	09/30/2021	09/30/2024	09/30/2026	09/30/2026	3,000,000.00	3,000,000.00	2,759,967.00	4.784%
FEDERAL HOME LOAN BANKS Piper Sandler	04/25/2022	07/25/2024	07/25/2025	07/25/2025	3,000,000.00	3,000,000.00	2,971,182.00	5.156%
FEDERAL HOME LOAN BANKS Piper Sandler	02/26/2021	08/26/2024	11/26/2024	11/26/2024	3,000,000.00	3,000,000.00	2,939,907.00	5.290%
FEDERAL HOME LOAN BANKS Piper Sandler	01/31/2024	---	01/15/2027	01/15/2027	3,000,000.00	2,999,640.00	2,965,764.00	4.604%
FEDERAL HOME LOAN BANKS Piper Sandler	06/18/2024	12/15/2025	06/15/2028	06/15/2028	2,000,000.00	2,000,000.00	1,987,644.00	5.174%
FEDERAL HOME LOAN BANKS Stifel	04/24/2023	07/19/2024	04/24/2028	04/24/2028	3,000,000.00	3,000,000.00	2,965,506.00	5.204%
FEDERAL HOME LOAN BANKS Stifel	03/30/2021	---	09/30/2024	09/30/2024	2,000,000.00	2,000,000.00	1,975,936.00	5.275%
FEDERAL HOME LOAN BANKS Stifel	02/25/2021	08/25/2024	11/25/2024	11/25/2024	3,000,000.00	3,000,000.00	2,940,777.00	5.301%
FEDERAL HOME LOAN BANKS Stifel	02/28/2024	07/28/2024	02/28/2029	02/28/2029	3,000,000.00	3,000,000.00	2,996,757.00	5.775%
FEDERAL HOME LOAN BANKS Stifel	03/28/2024	03/28/2025	03/28/2029	03/28/2029	3,000,000.00	3,000,000.00	2,991,660.00	5.315%
FEDERAL HOME LOAN BANKS Stifel	05/30/2024	05/30/2025	05/30/2028	05/30/2028	3,000,000.00	3,000,000.00	2,995,935.00	5.487%
FEDERAL HOME LOAN BANKS Stifel	06/27/2024	06/27/2025	06/27/2029	06/27/2029	5,000,000.00	5,000,000.00	4,996,000.00	5.418%
FEDERAL HOME LOAN BANKS Stifel	06/27/2024	06/27/2025	06/27/2029	06/27/2029	5,000,000.00	5,000,000.00	4,996,000.00	5.418%
FEDERAL HOME LOAN MORTGAGE CORP Alamo Capital	09/30/2020	09/30/2024	09/30/2025	09/30/2025	3,000,000.00	3,000,000.00	2,829,027.00	5.145%
FEDERAL HOME LOAN MORTGAGE CORP Alamo Capital	05/12/2022	08/12/2024	11/12/2024	11/12/2024	3,000,000.00	3,000,000.00	2,973,648.00	5.387%
FEDERAL HOME LOAN MORTGAGE CORP US Wealth GF	08/20/2020	08/20/2024	08/20/2025	08/20/2025	3,000,000.00	3,000,000.00	2,850,279.00	5.172%
FEDERAL HOME LOAN MORTGAGE CORP US Wealth GF	05/16/2024	05/16/2025	05/16/2025	05/16/2028	3,000,000.00	3,000,000.00	3,000,843.00	5.290%
FEDERAL HOME LOAN MORTGAGE CORP Piper Sandler	08/26/2020	---	08/26/2024	08/26/2024	3,000,000.00	3,000,000.00	2,977,071.00	5.275%
FEDERAL HOME LOAN MORTGAGE CORP Piper Sandler	06/25/2020	---	06/25/2025	06/25/2025	3,000,000.00	3,000,000.00	2,872,395.00	5.155%
FEDERAL HOME LOAN MORTGAGE CORP Stifel	05/26/2022	08/26/2024	05/26/2027	05/26/2027	3,000,000.00	3,000,000.00	2,954,625.00	5.518%
FEDERAL HOME LOAN MORTGAGE CORP Stifel	05/03/2023	08/03/2024	05/03/2027	05/03/2027	3,000,000.00	3,000,000.00	2,990,034.00	5.475%
FEDERAL HOME LOAN MORTGAGE CORP Stifel	10/28/2020	07/28/2024	10/28/2024	10/28/2024	3,000,000.00	3,000,000.00	2,951,712.00	5.321%

Monthly Investment Portfolio Report

AGG- General Fund (213428)

As of 06/30/2024

Dated: 07/30/2024

Description, Broker	Settle Date	Next Call Date	Effective Maturity	Final Maturity	PAR Value	Original Cost	Market Value	Yield to Maturity
FEDERAL NATIONAL MORTGAGE ASSOCIATION Alamo Capital	08/25/2020	---	08/25/2025	08/25/2025	3,000,000.00	2,985,965.00	2,841,273.00	5.138%
FEDERAL NATIONAL MORTGAGE ASSOCIATION US Wealth GF	07/15/2020	10/15/2024	07/15/2025	07/15/2025	3,000,000.00	3,000,000.00	2,864,538.00	5.216%
FEDERAL NATIONAL MORTGAGE ASSOCIATION US Wealth GF	08/12/2020	08/12/2024	08/12/2025	08/12/2025	3,000,000.00	3,000,000.00	2,851,644.00	5.151%
FEDERAL NATIONAL MORTGAGE ASSOCIATION Stifel	01/23/2024	01/17/2025	01/17/2029	01/17/2029	3,000,000.00	3,000,000.00	2,985,129.00	5.123%
---	---	---	09/13/2026	10/06/2026	150,000,000.00	149,842,364.00	145,655,476.00	5.112%

CORP

Description, Broker	Settle Date	Next Call Date	Effective Maturity	Final Maturity	PAR Value	Original Cost	Market Value	Yield to Maturity
APPLE INC Alamo Capital	09/16/2019	08/11/2024	09/11/2024	09/11/2024	1,000,000.00	990,552.00	992,230.00	5.645%
APPLE INC Alamo Capital	04/05/2024	02/11/2027	05/11/2027	05/11/2027	2,000,000.00	1,919,899.70	1,915,902.00	4.784%
APPLE INC US Wealth GF	01/27/2021	08/11/2024	09/11/2024	09/11/2024	3,000,000.00	3,150,000.00	2,976,690.00	5.645%
APPLE INC Stifel	03/26/2021	01/08/2026	02/08/2026	02/08/2026	1,000,000.00	986,200.00	933,176.00	5.071%
APPLE INC Stifel	06/21/2022	11/09/2026	02/09/2027	02/09/2027	3,000,000.00	2,953,920.00	2,891,763.00	4.834%
APPLE INC Stifel	09/24/2020	04/11/2025	05/11/2025	05/11/2025	2,000,000.00	2,055,740.00	1,928,052.00	5.415%
BANK OF NEW YORK MELLON CORP Alamo Capital	05/06/2020	03/24/2025	04/24/2025	04/24/2025	1,000,000.00	1,020,005.00	970,407.00	5.323%
BERKSHIRE HATHAWAY FINANCE CORP Stifel	02/24/2023	02/15/2027	03/15/2027	03/15/2027	3,000,000.00	2,778,750.00	2,811,411.00	4.797%
EXXON MOBIL CORP US Wealth GF	08/11/2022	12/01/2025	03/01/2026	03/01/2026	3,000,000.00	2,976,180.00	2,905,935.00	5.015%
EXXON MOBIL CORP Stifel	12/15/2022	12/01/2025	03/01/2026	03/01/2026	2,000,000.00	1,928,640.00	1,937,290.00	5.015%
GUARDIAN LIFE GLOBAL FUNDING US Wealth GF	03/03/2023	---	11/19/2027	11/19/2027	3,000,000.00	2,522,160.00	2,644,617.00	5.097%
JOHN DEERE CAPITAL CORP Alamo Capital	02/08/2021	---	01/15/2026	01/15/2026	3,000,000.00	3,000,000.00	2,805,369.00	5.114%
JOHN DEERE CAPITAL CORP Alamo Capital	04/18/2023	---	03/09/2027	03/09/2027	2,000,000.00	1,829,101.63	1,837,738.00	5.002%
JOHNSON & JOHNSON Piper Sandler	03/28/2024	10/15/2027	01/15/2028	01/15/2028	3,000,000.00	2,844,090.00	2,829,015.00	4.661%
MASTERCARD INC Stifel	03/08/2024	01/26/2027	03/26/2027	03/26/2027	3,000,000.00	2,903,490.00	2,877,948.00	4.900%
METROPOLITAN LIFE GLOBAL FUNDING I US Wealth GF	05/15/2024	---	01/08/2029	01/08/2029	5,000,000.00	4,947,400.00	4,952,330.00	5.088%
MICROSOFT CORP Stifel	02/10/2021	08/03/2025	11/03/2025	11/03/2025	3,000,000.00	3,337,530.00	2,923,554.00	5.103%
NEW YORK LIFE GLOBAL FUNDING US Wealth GF	03/08/2024	---	01/29/2029	01/29/2029	5,000,000.00	4,990,150.00	4,961,765.00	4.887%
PROCTER & GAMBLE CO US Wealth GF	02/24/2023	---	01/26/2028	01/26/2028	3,000,000.00	2,951,160.00	2,930,274.00	4.662%
TOYOTA MOTOR CREDIT CORP Alamo Capital	04/18/2023	---	04/06/2028	04/06/2028	2,000,000.00	1,799,880.37	1,795,534.00	4.901%
TOYOTA MOTOR CREDIT CORP Alamo Capital	10/21/2019	---	10/07/2024	10/07/2024	1,500,000.00	1,499,994.00	1,485,684.00	5.498%
TOYOTA MOTOR CREDIT CORP Alamo Capital	07/18/2022	---	04/14/2025	04/14/2025	2,044,000.00	2,035,824.00	2,013,346.13	5.346%
WALMART INC Alamo Capital	06/20/2024	07/22/2028	09/22/2028	09/22/2028	5,000,000.00	4,489,500.00	4,414,975.00	4.571%

Monthly Investment Portfolio Report

As of 06/30/2024

AGG- General Fund (213428)

Dated: 07/30/2024

Description, Broker	Settle Date	Next Call Date	Effective Maturity	Final Maturity	PAR Value	Original Cost	Market Value	Yield to Maturity
WALMART INC Stifel	06/18/2020	10/15/2024	12/15/2024	12/15/2024	2,000,000.00	2,173,300.00	1,976,688.00	5.219%
---	---	---	02/05/2027	02/05/2027	63,544,000.00	62,083,466.69	60,711,693.13	5.010%

US GOV

Description, Broker	Settle Date	Next Call Date	Effective Maturity	Final Maturity	PAR Value	Original Cost	Market Value	Yield to Maturity
UNITED STATES TREASURY US Wealth GF	11/17/2023	---	11/15/2028	11/15/2028	3,000,000.00	2,815,781.25	2,848,125.00	4.408%
UNITED STATES TREASURY Piper Sandler	05/15/2023	---	05/31/2027	05/31/2027	3,000,000.00	2,901,780.00	2,845,312.50	4.527%
UNITED STATES TREASURY Piper Sandler	08/17/2023	---	07/31/2028	07/31/2028	3,000,000.00	2,974,080.00	2,968,593.75	4.407%
UNITED STATES TREASURY Piper Sandler	12/21/2023	---	04/30/2028	04/30/2028	3,000,000.00	2,943,984.38	2,901,562.50	4.438%
UNITED STATES TREASURY Piper Sandler	01/31/2024	---	01/31/2029	01/31/2029	4,000,000.00	4,007,192.00	3,938,750.00	4.371%
UNITED STATES TREASURY Piper Sandler	06/18/2024	---	06/30/2028	06/30/2028	3,000,000.00	2,961,501.00	2,954,062.50	4.421%
UNITED STATES TREASURY Stifel	09/01/2023	---	07/15/2026	07/15/2026	3,000,000.00	2,997,726.30	2,986,875.00	4.726%
UNITED STATES TREASURY ---	---	---	03/23/2028	03/23/2028	22,000,000.00	21,602,044.93	21,443,281.25	4.467%

MMFUND

Description, Broker	Settle Date	Next Call Date	Effective Maturity	Final Maturity	PAR Value	Original Cost	Market Value	Yield to Maturity
INSURED BANK PROGRAM MONEY MARKET FDIC Stifel	06/28/2024	---	06/30/2024	06/30/2024	271.21	271.21	271.21	---
LAIF Money Market Fund LAIF - GF	---	---	06/30/2024	06/30/2024	15,551,149.76	15,551,149.76	15,551,149.76	---
---	---	---	06/30/2024	06/30/2024	15,551,420.97	15,551,420.97	15,551,420.97	---

MUNI

Description, Broker	Settle Date	Next Call Date	Effective Maturity	Final Maturity	PAR Value	Original Cost	Market Value	Yield to Maturity
CALIFORNIA ST UNIV REV Alamo Capital	09/09/2022	---	11/01/2026	11/01/2026	1,000,000.00	909,590.00	924,570.00	4.571%
HEMET CALIF UNI SCH DIST Alamo Capital	12/12/2023	---	08/01/2028	08/01/2028	1,105,000.00	967,062.85	974,311.65	4.798%
MONTEREY PK CALIF PENSION OBLIG US Wealth GF	02/16/2021	---	06/01/2025	06/01/2025	400,000.00	403,156.00	383,556.00	5.505%
SAN FRANCISCO CALIF MUN TRANSN AGY REV Alamo Capital	09/14/2023	---	03/01/2028	03/01/2028	1,200,000.00	1,028,748.00	1,062,120.00	4.745%
SANTA CLARA CNTY CALIF Alamo Capital	04/05/2024	---	08/01/2027	08/01/2027	2,075,000.00	1,922,570.50	1,917,507.50	4.664%
UNIVERSITY CALIF REVS Alamo Capital	06/23/2023	03/15/2027	05/15/2027	05/15/2027	5,000,000.00	4,486,800.00	4,542,600.00	4.751%
YOSEMITE CALIF CMNTY COLLEGE DIST Alamo Capital	12/12/2023	---	08/01/2027	08/01/2027	3,025,000.00	2,786,872.00	2,802,783.50	4.660%
---	---	---	07/06/2027	07/06/2027	13,805,000.00	12,504,799.35	12,607,448.65	4.730%

Monthly Investment Portfolio Report

As of 06/30/2024

AGG- General Fund (213428)

Dated: 07/30/2024

CD

Description, Broker	Settle Date	Next Call Date	Effective Maturity	Final Maturity	PAR Value	Original Cost	Market Value	Yield to Maturity
Ally Bank Piper Sandler	06/02/2022	---	06/02/2026	06/02/2026	245,000.00	245,000.00	236,563.18	4.992%
Capital One Bank (USA), National Association Piper Sandler	06/08/2022	---	06/08/2027	06/08/2027	245,000.00	245,000.00	234,252.58	4.762%
Capital One, National Association Piper Sandler	06/08/2022	---	06/08/2027	06/08/2027	245,000.00	245,000.00	234,252.58	4.762%
Discover Bank Piper Sandler	06/07/2022	---	06/07/2027	06/07/2027	245,000.00	245,000.00	234,261.65	4.762%
JPMorgan Chase Bank, National Association Alamo Capital	02/08/2021	10/16/2024	01/16/2026	01/16/2026	250,000.00	250,000.00	233,085.00	5.160%
Morgan Stanley Bank, N.A. Piper Sandler	06/09/2022	---	06/09/2027	06/09/2027	245,000.00	245,000.00	233,583.73	4.761%
Morgan Stanley Private Bank, National Association Piper Sandler	06/09/2022	---	06/09/2027	06/09/2027	245,000.00	245,000.00	233,583.73	4.761%
---	---	---	02/02/2027	02/02/2027	1,720,000.00	1,720,000.00	1,639,582.47	4.852%

Summary

Description, Broker	Settle Date	Next Call Date	Effective Maturity	Final Maturity	PAR Value	Original Cost	Market Value	Yield to Maturity
---	---	---	10/27/2026	11/09/2026	266,620,420.97	263,304,095.94	257,608,902.47	5.007%

* Grouped by: Security Type. * Groups Sorted by: Ending Market Value + Accrued. * Filtered By: Description ≠ "Receivable". * Weighted by: Ending Market Value + Accrued.

DESERT WATER AGENCY
Wastewater Fund
Schedule #1 - Checks Over \$10,000



June 2024

Check #	Name	Description	Amount
3011	City Of Palm Springs	Wastewater Revenue Billing for April 2024/May 2024	\$ 18,617.59
3012	Coachella Valley Water District	Wastewater Revenue Billing for April 2024/May 2024	\$ 147,099.27
Total			\$ 165,716.86

Security Type

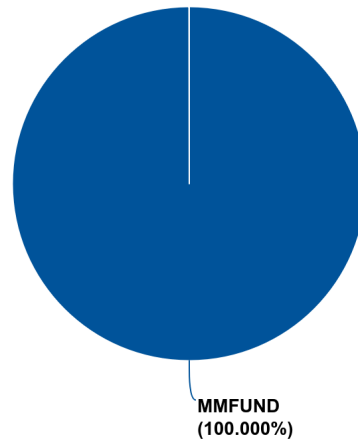


Chart calculated by: PAR Value

MMFUND

Description, Broker	Settle Date	Next Call Date	Effective Maturity	Final Maturity	PAR Value	Original Cost	Market Value	Yield to Maturity
LAIF Money Market Fund LAIF - WW	---	---	06/30/2024	06/30/2024	1,621,428.23	1,621,428.23	1,621,428.23	---
LAIF Money Market Fund LAIF - WW	---	---	06/30/2024	06/30/2024	1,621,428.23	1,621,428.23	1,621,428.23	---

* Grouped by: Security Type. * Groups Sorted by: Ending Market Value + Accrued. * Filtered By: Description ≠ "Receivable". * Weighted by: Ending Market Value + Accrued.

DESERT WATER AGENCY
Investment Portfolio Reporting Requirements

*as required by DWA Resolution 1301, Section VII
& California Government Code Section 53646*

as of
June 30, 2024

Statement of Compliance

The Desert Water Agency portfolio is in compliance with the Agency's investment policy and guidelines for investment of Agency funds as outlined in DWA Resolution 1301.

Statement of Agency's Ability to Meet Six-Month Expenditure Requirements

Desert Water Agency has the ability to meet its expenditure requirements for the next six months.

Description of Investments

Agency Bonds

Securities issued by a government-sponsored enterprise or by a federal government department other than the U.S. Treasury.

Bank Deposits

Agency funds on deposit in the General Fund, Operating Fund and Wastewater Fund active checking accounts for use in meeting the daily cash flow requirements of the Agency.

Certificate of Deposits (CD)

Interest bearing time deposit. FDIC insured up to \$250,000 per depositor, per FDIC-insured bank.

Corporate Notes

Debt securities issued by a for-profit company.

Money Market Funds

High quality, short-term debt instruments, cash and cash equivalents. Utilized for overnight holding of investment proceeds prior to reinvesting or transferring to Agency checking accounts.

Municipal Bonds

Fixed income securities issued by states, cities, counties, special districts and other governmental entities.

Treasury Notes

Fixed income securities issued by the federal government with maturities between two and ten years backed by the full faith and credit of the United States government.

Funds Managed by Contracted Parties - LAIF

The Desert Water Agency has contracted with the California Local Agency Investment Fund (LAIF) for investment of Agency funds. LAIF is a voluntary program created by Section 16429.1 et seq. of the California Government Code. LAIF is an investment alternative for California's local governments and special districts. This program offers local agencies the opportunity to participate in a major portfolio, which invests hundreds of millions of dollars, using the investment expertise of the state Treasurer's Office professional investment staff at no additional cost to the taxpayer or ratepayer. All Agency funds invested with LAIF are available for withdrawal upon demand and may not be altered, impaired or denied in any way (California Government Code Section 16429.4).

Market Value Source

Current market values are provided by Clearwater Analytics for all investment types other than LAIF. LAIF market values are recorded at PAR value.

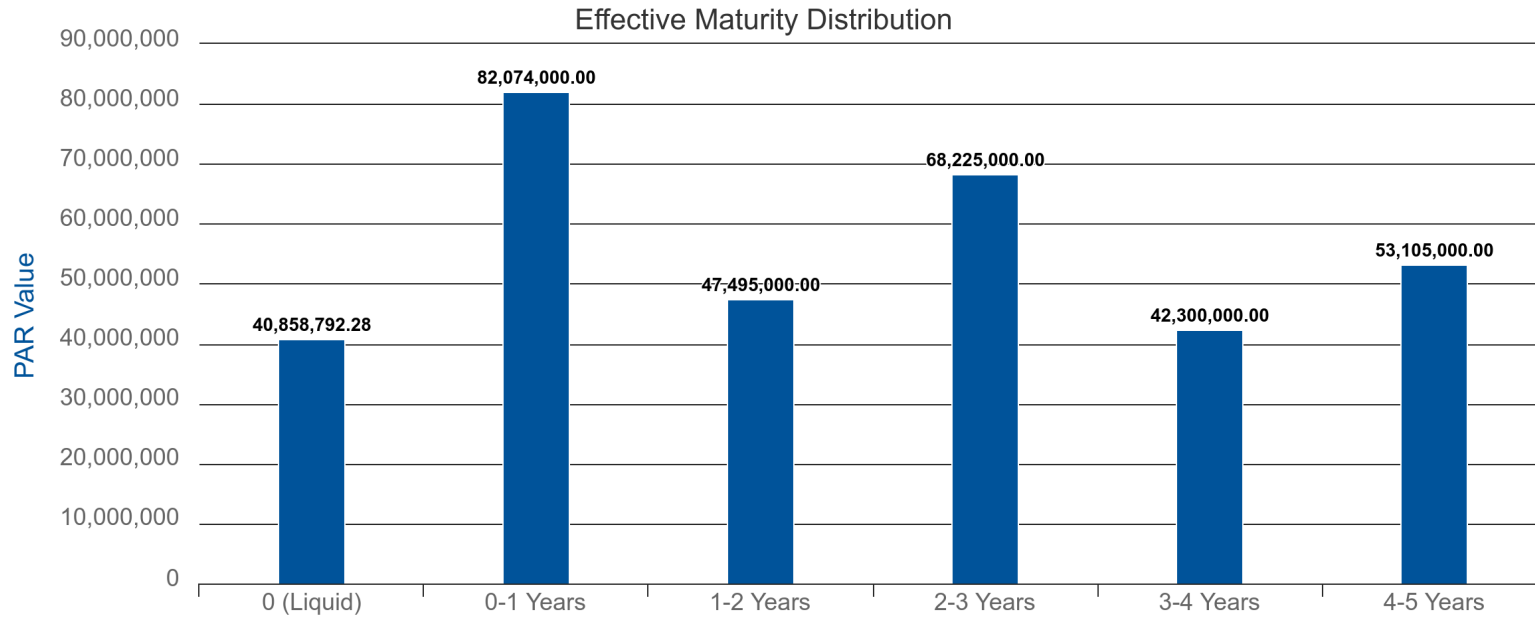
Esther Saenz
Finance Director
Desert Water Agency

Effective Maturity Distribution Summary

As of 06/30/2024

AGG-ALL (219610)

Dated: 07/30/2024



0 (Liquid)

DWA Fund	Account	Identifier	Description	Security Type	PAR Value	Ending Effective Maturity	Final Maturity
General Fund	---	---	---	MMFUND	15,551,420.97	06/30/2024	06/30/2024
Operating Fund	LAIF - OP	LAIFMMF	LAIF Money Market Fund	MMFUND	23,685,943.08	06/30/2024	06/30/2024
Wastewater Fund	LAIF - WW	LAIFMMF	LAIF Money Market Fund	MMFUND	1,621,428.23	06/30/2024	06/30/2024
---	---	---	---	MMFUND	40,858,792.28	06/30/2024	06/30/2024

0-1 Years

DWA Fund	Account	Identifier	Description	Security Type	PAR Value	Ending Effective Maturity	Final Maturity
General Fund	---	---	---	---	54,944,000.00	12/12/2024	02/11/2025
Operating Fund	US Wealth OP	---	---	---	27,130,000.00	10/29/2024	10/29/2024
---	---	---	---	---	82,074,000.00	11/27/2024	01/07/2025

1-2 Years

DWA Fund	Account	Identifier	Description	Security Type	PAR Value	Ending Effective Maturity	Final Maturity
General Fund	---	---	---	---	45,495,000.00	11/17/2025	11/17/2025
Operating Fund	US Wealth OP	---	---	AGCY BOND	2,000,000.00	08/16/2025	08/16/2025
---	---	---	---	---	47,495,000.00	11/13/2025	11/13/2025

Effective Maturity Distribution Summary

As of 06/30/2024

AGG-ALL (219610)

Dated: 07/30/2024

2-3 Years

DWA Fund	Account	Identifier	Description	Security Type	PAR Value	Ending Effective Maturity	Final Maturity
General Fund	---	---	---	---	59,225,000.00	02/02/2027	02/02/2027
Operating Fund	US Wealth OP	---	---	---	9,000,000.00	04/12/2027	04/12/2027
---	---	---	---	---	68,225,000.00	02/11/2027	02/11/2027

3-4 Years

DWA Fund	Account	Identifier	Description	Security Type	PAR Value	Ending Effective Maturity	Final Maturity
General Fund	---	---	---	---	40,300,000.00	03/08/2028	03/08/2028
Operating Fund	US Wealth OP	57629W6H8	MASSMUTUAL GLOBAL FUNDING II	CORP	2,000,000.00	06/14/2028	06/14/2028
---	---	---	---	---	42,300,000.00	03/13/2028	03/13/2028

4-5 Years

DWA Fund	Account	Identifier	Description	Security Type	PAR Value	Ending Effective Maturity	Final Maturity
General Fund	---	---	---	---	51,105,000.00	01/23/2029	01/23/2029
Operating Fund	US Wealth OP	3130B1SK4	FEDERAL HOME LOAN BANKS	AGCY BOND	2,000,000.00	06/26/2029	06/26/2029
---	---	---	---	---	53,105,000.00	01/29/2029	01/29/2029

Summary

Account	Identifier	Description	Security Type	PAR Value	Ending Effective Maturity	Final Maturity
---	---	---	---	334,057,792.28	07/01/2026	07/11/2026

* Grouped by: Effective Maturity Distribution -> DWA Fund. * Groups Sorted by: Effective Maturity Distribution -> DWA Fund. * Filtered By: Security Type not in "CASH". * Weighted by: Ending Market Value + Accrued.

DESERT WATER AGENCY
Monthly Investment Portfolio Report

Abbreviations & Definitions

Investment Type Abbreviations	
AGCY BOND	US Agency Obligation ¹
AGCY DISC	Discounted US Agency Obligation ^{1 & 8}
CORP	Medium Term Notes (Corporate Notes) ²
MMFUND	Local Agency Investment Fund (LAIF) ³ & Cash Funds in Transit ⁴
MUNI	Municipal Bonds/Local Agency Bonds ⁵
CD	Negotiable Certificates of Deposit ⁶
US GOV	U.S. Treasury notes, bills bonds or other certificates of indebtedness ⁷

Definitions	
Settle Date	The date of original purchase
Next Call Date	The next eligible date for the issuer to refund or call the bond or note
Effective Maturity	The most likely date that the bond will be called based on current market conditions
Final Maturity	The date the bond matures, DWA receives the full PAR value plus the final interest payment
PAR Value	The principal amount DWA will receive when a bond is either called or matures
Original Cost	The original cost to purchase the bond (includes premium/discount)
Market Value	The current value of the bond at current market rates
Yield to Maturity	The total anticipated return on a bond if the bond is held to maturity

NOTES:

- 1 DWA Investment Policy, Resolution 1301, Schedule 1, Item 2
- 2 DWA Investment Policy, Resolution 1301, Schedule 1, Item 14
- 3 DWA Investment Policy, Resolution 1301, Schedule 1, Item 9
- 4 Cash funds in transit are a result of maturities/calls/coupon payments that are held in the Agency's money market account with the broker/custodian until transferred to the Agency's bank. DWA Investment Policy, Resolution 1301, Schedule 1, Item 15
- 5 DWA Investment Policy, Resolution 1301, Schedule 1, Item 3
- 6 DWA Investment Policy, Resolution 1301, Schedule 1, Item 10
- 7 DWA Investment Policy, Resolution 1301, Schedule 1, Item 1
- 8 US Agency Obligation that does not bear an interest rate, but purchased at a discount, held to maturity and redeemed at PAR.

DESERT WATER AGENCY
OPERATING FUND
WATER CONSUMPTION

QUARTER ENDING JUNE 2024

	THIS QUARTER			FISCAL YEAR TO DATE		
	LAST YEAR	THIS YEAR	% UP (DOWN)	LAST YEAR	THIS YEAR	% UP (DOWN)
WATER REVENUE	\$9,676,789	\$10,926,148	13	\$38,983,355	\$41,002,195	5
TOTAL CONSUMPTION (100 CU FT)	3,003,538	3,152,527	5	12,222,785	12,390,449	1
AVERAGE CONSUMPTION PER CONSUMER (100 CU FT)	128	134	5	520	525	1
NUMBER OF CONNECTIONS	18	31 [*]		23,490	23,592 ^C	0

* = ADDED THIS QUARTER
C = TOTAL ACTIVE JUNE 2024

UNAUDITED

**GENERAL MANAGER'S REPORT
AUGUST 6, 2024**

Chino Reservoir Fire Hazard Abatement Project

In late June 2024, the Palm Springs Fire Department inspected a portion of the Agency's property adjacent to the roadway near Chino Reservoir, on Chino Canyon Road.

The Fire Inspector determined that, to be in compliance with the California High Fire Hazard Severity Zone standards, the vegetation close to the roadway needed to be cleared out.

DWA contracted Down To Earth Landscaping to clear the zone of all fire hazards according to the standards set by Palm Springs Municipal Code, and the 2022 CA Fire Code.

The work was completed in one week, requiring 120-man hours of labor, plus disposal. This project was considered regulatory compliance, costing the Agency \$4,878.00.

Before:



Chino Reservoir Fire Hazard Abatement Project (Cont.)

After:



Strategic Planning Project Update

In September 2023, the Board of Directors directed staff to begin the process of establishing a Strategic Plan for the Agency. The Board expressed its desire to contract with a qualified Strategic Planning Services Provider to facilitate the development of mission and vision statements and facilitate discussions for the development of a strategic plan document for the use and guidance of the Agency's Management and Board of Directors.

In early 2024, the Agency issued a Request For Proposal (RFP) for the desired Strategic Planning services and received three proposals. Ultimately, based on staff recommendations, the Board did not accept any of the submitted proposals and directed staff to re-issue the RFP to a broader group of service providers, emphasizing staff's preferred method of performing the work.

In May 2024, the RFP was reissued with a proposal submission deadline of July 22, 2024. The Agency received two new proposals. These proposals have been reviewed by Staff and a preferred provider has been selected to move forward with contract negotiations.

Once contract negotiations are complete, the contract will come before the Board of Directors for approval at the August 20th Board meeting. The target project start date will be in the beginning of September 2024 with an approximate 6-to-8-month duration.

DWR 2023 Delivery Capability Report Released

On July 31, 2024, the Department of Water Resources released its final 2023 State Water Project Delivery Capability Report. The report presents a new and enhanced analysis of current and future expectations for the SWP water supply if no new adaptation actions are taken. According to the report, SWP delivery capability and reliability could be reduced as much as 23% in 20 years due to changing flow patterns and extreme weather shifts – underscoring the need for California to continue addressing the impacts of climate change and upgrading infrastructure.

According to DWR, a 23% decline would be equivalent to about 496,000 acre-feet a year, enough to supply 1,736,000 homes for a year. This reinforces the serious need for California to boost water supplies to account for any SWP losses in the coming years, including the Delta Conveyance Project, Sites Reservoir, desalination projects, and more.

The Delivery Capability Report is used widely both within and outside the SWP for water supply planning. The information in the report is a key component of the drought planning done by the SWP and is fundamental to the drought planning done by the public water agencies that receive SWP and Central Valley Project water. The report provides the information needed by these agencies to develop and manage their own water supply portfolios and is an important input for Sustainable Groundwater Management Plans, Urban Water Management Plans, Agricultural Water Management Plans, and Integrated Regional Water Management Plans.

SYSTEM LEAK DATA 2024

Jul 9, 2024 - Jul 22, 2024

Street Name	Number of Leaks	Pipe Diameter (inches)	Install Date	Material	Coating/Linning	Planned Replacement
SANTA ROSA DR	3	4"	1936	Steel - SP	UL	
FRANCIS DR	3	8"	1957	Steel - SP	UL	
RIVERSIDE DR S	2	4"	1948	Steel - SP	UL	
DESERT PARK AVE	2	6"	1955	Steel - SP	UL	
BERNE DR	2	4"	1959	Steel - SP	UL	
LUGO DR	1	6"	1954	Steel - SP	UL	W2024
BARISTO RD	1	6"	1950	Steel - SP	UL	W2024
ARENAS RD W	1	4"	1941	Steel - SP	UL	W2024
VISTA CHINO	1	20"	1949	Steel - SP	UL	2022/2023
CALIENTE DR	1	6"	1956	Steel - SP	UL	
INDIAN CANYON DR	1	6"	1952	Steel - SP	UL	
WARM SANDS DR, CAMINO PAROCELA, PAROCELA PL	1	4"	1946	Steel - SP	UL	
INDIAN TR	1	3	1935	Steel - SP	UL	
CAMINO REAL	1	4"	1948	Steel - SP	UL	
CALLE ROCA, CALLE CHIA	1	4"	1954	Steel - SP	UL	
CACTUS DR	1	4"	1952	Steel - SP	UL	
JOYCE DR	1	6"	1958	Steel - SP	UL	
ALEJO RD	1	8"	1958	Steel - SP	UL	
VIA DEL NORTE	1	4"	1945	Steel - SP	UL	
HIGH RD	1	4"	1953	Steel - SP	UL	
WILLIAMS RD	1	6"	1958	Steel - SP	UL	
PARK VIEW DR	1	4"	1955	Steel - SP	UL	
CARDILLO AVE & N VIA MONTE VISTA	1	18"	1955	Steel - SP	UL	
	Total Leaks In System					
	30					

Planned Replacement

— 2022/2023

— Winter 2024

SYSTEM INFORMATION

Oldest Pipe in the System (Year of Installation): 1935, 89 years old

Average Year of Installation of Unlined Steel Pipe (Systemwide): 1954, 70 years old

Total Length of Unlined Pipe Systemwide (Linear Feet): 249,960 ft

*Average Length of Pipe Replaced Annually (Linear Feet): 15,000 ft

***Projected Time Frame for 100% Replacement of Unlined Steel Pipe: 16 years**

Year Agency Transitioned to Cement Lined Steel Pipe: 1960

*Please note this figure represents the average linear footage of pipeline replaced annually given an average annual budget of \$3 million

General Manager's Meetings and Activities

Meetings:

07/17/24	DCP Coordination Meeting	Conf Call
07/17/24	DCP Update Meeting	Conf Call
07/17/24	SWC Monthly Meeting	Conf Call
07/18/24	SWC Board Meeting	Conf Call
07/18/24	Tribal Mediation Tech Group Meeting	Conf Call
07/19/24	Sites Reservoir Cmt / Authority Board Meeting	Conf Call
07/22/24	DWA Weekly Department Heads Meeting	DWA
07/22/24	Legislative Update Meeting	Conf Call
07/22/24	Tribal Mediation Small Group Meeting	Conf Call
07/22/24	Tribal Mediation Tech Group Meeting	Conf Call
07/23/24	Tribal Mediation (Principals Update Meeting)	Conf Call
07/24/24	DCP Participants Meeting	Conf Call
07/24/24	Technology Transformation Prep Meeting	DWA
07/25/24	Tribal Mediation (Principals Update Meeting)	Conf Call
07/25/24	DWAEA Meeting	DWA
07/25/24	Tribal Mediation Tech Group Meeting	Conf Call
07/25/24	I.T. Department Update Meeting	DWA
07/29/24	DWA Weekly Department Heads Meeting	DWA
07/29/24	Tribal Mediation Small Group Meeting	Conf Call
07/30/24	Tribal Mediation (Principals Update Meeting)	Conf Call
07/31/24	Technology Transformation Cmt Meeting	DWA
08/01/24	Executive Committee Meeting	DWA
08/02/24	SWC Update Meeting	Conf Call
08/05/24	Tribal Mediation Principals In-Person Meeting	Conf Call
08/05/24	Tribal Mediation Small Group Meeting	Conf Call
08/06/24	DWA Bi-Monthly Board Meeting	DWA

Activities:

- 1) Sites Reservoir Finance
- 2) DCP Financing
- 3) Recycled Water Supply - Strategic Planning
- 4) AQMD Rule 1196
- 5) DWA Organizational Restructuring
- 6) DWA Remote Meter Reading Fixed Network
- 7) DC Project – Finance JPA Committee (Standing)
- 8) DWA/CVWD/MWD Operations Coordination (Standing)
- 9) DWA/CVWD/MWD Exchange Agreement Coordination Committee (Standing)
- 10) ACBCI Water Rights Lawsuit
- 11) Whitewater Hydro Operations Coordination with Recharge Basin O&M
- 12) Delta Conveyance Project Cost Allocation
- 13) MCSB Delivery Updates
- 14) SWP East Branch Enlargement Cost Allocation
- 15) RWQCB Update to the SNMP