



8:00 A.M. OPERATIONS CENTER - 1200 SOUTH GENE AUTRY TRAIL – PALM SPRINGS – CALIFORNIA

This meeting will be held virtually and in person. The link and the telephone option provided is for the convenience of the public.

Toll Free: (253) 215-8782
Meeting ID: 833 2141 6242
Passcode: 683622
or Via Computer:

<https://dwa-org.zoom.us/j/83321416242?pwd=XOSGNVaEYsVb1GD5KOpf0KnPxBCvkm.1>
Meeting ID: 833 2141 6242

Members of the public who wish to comment on any item within the jurisdiction of the Agency or any item on the agenda may submit comments by emailing sbaca@dwa.org or may do so during the meeting. Comments will become part of the Board meeting record.

****In order to reduce feedback, please mute your audio when you are not speaking.***

Esta reunión se llevará a cabo virtualmente y en persona. El enlace y la opción telefónica proporcionada es para la comodidad del público.

Número gratuito: (253) 215-8782
ID de reunión: 833 2141 6242
código de acceso: 683622
o a través de la computadora:

<https://dwa-org.zoom.us/j/83321416242?pwd=XOSGNVaEYsVb1GD5KOpf0KnPxBCvkm.1>
ID de reunión: 833 2141 6242

Los miembros del público que deseen comentar sobre cualquier tema dentro de la jurisdicción de la Agencia o cualquier tema en la agenda pueden enviar comentarios por correo electrónico a sbaca@dwa.org o pueden hacerlo durante la reunión. Los comentarios pasarán a formar parte del registro de la reunión de la Junta.

****Para reducir los comentarios, silencia el audio cuando no estés hablando.***

1. CALL TO ORDER ORTEGA
2. PLEDGE OF ALLEGIANCE ORTEGA
3. ROLL CALL HOFFMAN
4. PUBLIC COMMENT ON ITEMS NOT ON THE AGENDA: Members of the public may comment on any item not listed on the agenda, but within the jurisdiction of the Agency. Speakers are requested to keep their comments to no more than three (3) minutes. As provided in the Brown Act, the Board is prohibited from acting on items not listed on the agenda.
5. PUBLIC COMMENT ON ITEMS LISTED ON THE AGENDA: Members of the public may also comment on items listed on the agenda that are not the subject of a public hearing at this time. Again, speakers are requested to keep their comments to no more than three (3) minutes.

6. CONSENT CALENDAR ITEMS: Items listed under the Consent Calendar are considered to be routine and will be acted upon by one motion of the Board without discussion. There will be no separate discussion on these items unless a Board Member requests a specific item to be discussed and/or removed from the Consent Calendar for separate action.

- A. Approve Minutes of the April 2, 2024 Regular Board Meeting
- B. Receive and File Minutes of the April 11, 2024 Executive Committee Meeting
- C. Receive and File March 2024 Outreach & Conservation Activities & Events
- D. Request Authorization to Continue Emergency Repair Work at DWA Facilities Under Resolution No. 1312

7. DISCUSSION ITEM:

- A. Potential Special Board Meeting on April 30, 2024 **JOHNSON**

8. SECRETARY-TREASURER'S REPORT (March 2024) **MCKENNA**

9. GENERAL MANAGER'S REPORT **JOHNSON**

10. DIRECTORS REPORTS ON MEETINGS/EVENTS ATTENDED ON BEHALF OF THE AGENCY

11. DIRECTORS COMMENTS/REQUESTS

12. CLOSED SESSION

- A. CONFERENCE WITH LEGAL COUNSEL – EXISTING LITIGATION
Pursuant to Government Code Section 54956.9 (d) (1)
Name of Case: Southern California Edison vs. California State Board of Equalization, et al
- B. CONFERENCE WITH LEGAL COUNSEL – EXISTING LITIGATION
Pursuant to Government Code Section 54956.9 (d) (1)
Name of Case: Mission Springs Water District vs. Desert Water Agency
- C. CONFERENCE WITH LEGAL COUNSEL – EXISTING LITIGATION
Pursuant to Government Code Section 54956.9 (d) (1)
Name of Case: PacBell vs. County of Riverside
- D. CONFERENCE WITH LEGAL COUNSEL – EXISTING LITIGATION
Pursuant to Government Code Section 54956.9 (d) (1)
Name of Case: Agua Caliente Band of Cahuilla Indians vs. Coachella Valley Water District, et al
Two Cases
- E. PUBLIC EMPLOYMENT
Pursuant to Government Code Section 54957
Unrepresented Employee: General Manager
- F. CONFERENCE WITH LEGAL COUNSEL – POTENTIAL LITIGATION
Potential Exposure to Litigation Pursuant to Government Code Section 54956 (d) (2)
One Case

13. RECONVENE INTO OPEN SESSION – REPORT FROM CLOSED SESSION

14. ADJOURN

Upon request, this agenda will be made available in appropriate alternative formats to persons with disabilities, as required by Section 202 of the Americans with Disabilities Act of 1990. Any person with a disability who requires a modification or accommodation in order to participate in a meeting is asked to contact Desert Water Agency's Assistant Secretary of the Board, at (760) 323-4971, at least 48 working hours prior to the meeting to enable the Agency to make reasonable arrangements. Copies of records provided to Board members that relate to any agenda item to be discussed in open session may be obtained from the Agency at the address indicated on the agenda.

DECLARATION OF POSTING

Pursuant to Government Code Section 54954.2, I certify that this agenda has been posted at least 72 hours prior to the meeting on the Agency's website at www.dwa.org and at the Agency's office located at 1200 South Gene Autry Trail, Palm Springs, CA.

Sylvia Baca, MMC, Asst. Secretary of the Board

**MINUTES OF THE REGULAR MEETING
OF THE
DESERT WATER AGENCY
BOARD OF DIRECTORS**

6-A

April 2, 2024

Board: Paul Ortega, President
Jeff Bowman, Vice President
Gerald McKenna, Secretary-Treasurer
Steve Grasha, Director

Absent: Kristin Bloomer, Director

DWA Staff: Steve Johnson, General Manager
David Tate, Assistant General Manager
Esther Saenz, Finance Director
Kris Hopping, Human Resources Director
Sylvia Baca, Asst. Secretary of the Board
Jamie Hoffman, Senior Admin. Assistant
Dan Camarena, Facilities & Safety Tech.

Consultants via
Teleconference: Mike Riddell, Best Best & Krieger

President Ortega opened the meeting at 8:00 a.m. and led the Pledge of Allegiance. **Pledge of Allegiance**

President Ortega called upon Assistant Secretary of the Board Baca to conduct the roll call: **Roll Call**

Present: Grasha, McKenna, Bowman, Ortega
Absent: Bloomer

President Ortega opened the meeting for public comment for items not listed on the Agenda. **Public Comment on Items Not Listed on the Agenda**

There was no one from the public wishing to address the Board for items not listed on the Agenda.

President Ortega opened the meeting for public comment for items listed on the Agenda. **Public Comment on Items Listed on the Agenda**

There was no one from the public wishing to address the Board for items listed on the Agenda.

President Ortega called for approval of the Consent Calendar. He noted that Consent Calendar Items 6-A through 6-E are expected to be routine and to be acted upon by the Board of Directors at one time without discussion. If any Board member requests that an item be removed from the consent calendar, it will be removed so that it may be presented separately.

- A. Approve Minutes of the March 19, 2024 Regular Board Meeting
- B. Receive and File Memo on March 21, 2024 State Water Contractors' Meeting
- C. Receive and File Minutes of the March 28, 2024 Executive Committee Meeting
- D. Receive and File Water Use Reduction Figures for February 2024
- E. Request Authorization to Continue Emergency Repair Work at DWA Facilities Under Reso. No. 1312

Approval of the Consent Calendar

- A. Approve Minutes of the 3/19/24 Regular Board Meeting
- B. Receive & File Memo of the 3/21/24 State Water Contractors' Mtg.
- C. Receive & File Minutes of the 3/28/24 Exec. Comm. Mtg.
- D. Receive & File Water Use Reduction Figures for February 2024
- E. Request Authorization to Continue Emergency Repair Work at DWA Facilities Under Reso. No. 1312

Director Grasha moved for approval of Consent Calendar Items 6A through 6E. After a second by Vice President Bowman, the motion carried by the following roll call vote:

AYES: Grasha, McKenna, Bowman, Ortega
 NOES: None
 ABSENT: Bloomer
 ABSTAIN: None

Secretary-Treasurer McKenna provided the financial highlights for February 2024.

Secretary-Treasurer's Report (February 2024)

General Manager Johnson provided an update on Agency operations for the past several weeks.

General Manager's Report

Director Grasha noted his attendance at the March 23 ONE-PS picnic, March 26 CVWD Board meeting, and the March 29 Riverside County Water Task Force virtual meeting.

Directors Reports on Mtgs/Events Attended on Behalf of the Agency

Vice President Bowman noted his attendance at the March 20 Agua Caliente Principals meeting, and the March 28 DWA Executive Committee meeting.

President Ortega noted his attendance at the March 23 ONE-PS picnic, March 28 DWA Executive Committee meeting, and the March 29 Riverside County Water Task Force virtual meeting.

At 8:35 a.m., President Ortega convened into Closed Session for the purpose of Conference with Legal Counsel, (A) Existing Litigation, Pursuant to Government Code Section 54956.9 (d) (1), Mission Springs Water District vs. Desert Water Agency; (B) Existing Litigation, Pursuant to Government Code Section 54956.9 (d) (1), AT&T vs. County of Riverside; (C) Conference with Legal Counsel, Possible Intervention in Existing Litigation, Pursuant to Government Code Section 54956.9 (d) (1), Southern California Edison vs. California State Board of Equalization, et al; (D) Existing Litigation, Pursuant to Government Code Section 54956.9 (d) (1), Agua Caliente Band of Cahuilla Indians vs. Coachella Valley Water District, et al (Two Cases), (E) Conference with Legal Counsel, Potential Exposure to Litigation, Pursuant to Government Code Section 54956 (d) (2), (F) Public Employment, Pursuant to Government Code Section 54957, Unrepresented Employee: General Manager, and (G) Conference with Real Property Negotiators, pursuant to Government Code Section 54956.8 Property: APN# 680-180-029, Agency Negotiators: Steve Johnson, General Manager and David Tate, Assistant General Manager, Negotiating Parties: Desert Water Agency and The Palm Springs Surf Club, Under Negotiations: Possible Easement Agreement.

At 10:13a.m., President Ortega reconvened the meeting into open session and announced there was no reportable action.

In the absence of any further business, President Ortega adjourned the meeting at 10:14 a.m.

Closed Session:

- A. Existing Litigation – MSWD vs. DWA, et al
- B. Existing Litigation - AT&T vs. County of Riverside
- C. Possible Intervention in Existing Litigation – So. Cal. Edison vs. CA State Board of Equalization, et al
- D. Existing Litigation – ACBCI vs. CVWD, et al. (2 Cases)
- E. Potential Exposure to Litigation – Pursuant to Government Code 54956
- F. Public Employment – Unrepresented Employee: General Manager
- G. Conference with Real Property Negotiators – Pursuant to Government Code Section 54956.8 APN# 680-180-029

Reconvene – No Reportable Action

Adjournment

Sylvia Baca, MMC
Assistant Secretary of the Board

Executive Committee Meeting Minutes
April 11, 2024

Directors Present: Jeff Bowman, Steve Grasha
Staff Present: Steve Johnson, Sylvia Baca, Jamie Hoffman

1. Call to Order
2. Public Comments
None
3. Discussion Items
 - A. Review Agenda for April 16, 2024 Board Meeting
The proposed agenda for the April 16, 2024 meeting was reviewed.
 - B. Expense Reports
The March expense reports were reviewed.
4. Adjourn

DESERT WATER AGENCY
OUTREACH & CONSERVATION
ACTIVITIES

MARCH 2024

Activities

- 3/7 Xochitl Peña was on a live segment with KESQ.
- 3/12 Staff hosted a VIP tour with DHS City Manager.
- 3/13 Staff attended a CVRWMG Business meeting.
- 3/14 Staff attended an ACWA Water Use Efficiency Bi-Monthly meeting.
- 3/19 Staff attended a CV Water Counts monthly meeting.
- 3/21 Xochitl Peña was on a live segment with KESQ.
- 3/21 Xochitl Peña attended a weekly Legislative update meeting.
- 3/23 Staff attended and hosted a DWA booth at the ONE-PS Community Picnic
- 3/25 Clark Elliott attended ACWA Water Use Efficiency working group meeting.
- 3/27 Staff attended and hosted a DWA booth at the Family Fun Fest held at the Palm Spring stadium.
- 3/28 Nisha Ajmani was on a live segment with KESQ.
- 3/28 Xochitl Peña taped a radio interview with Joey English

Public Information Releases/eblasts/Customer Notifications

- 3/6 Nextdoor – Emergency Pipeline Replacement Project
- 3/8 Nextdoor – Emergency Pipeline Repair
- 3/8 Latest News on website – Ramon Road Frontage Pipeline Replacement
- 3/8 Latest News on website – National Groundwater Awareness Week
- 3/15 Nextdoor – Twin Springs Condos Water Service Replacement
- 3/18 Latest News on website – E. Sunny Dunes Road & Calle Santa Cruz Pipeline Replacement
- 3/18 Latest News on website – Fix a Leak Week: Tips to Repair Drips
- 3/19 Nextdoor – Pipeline Replacement Project near E Sunny Dunes Rd & Calle Santa Cruz
- 3/20 Nextdoor – Avenida Caballeros Pipeline Replacement Project Update

Upcoming Events

4/24 – DWA Spring tour
5/8 – Annual Joint Chamber Mixer at PS Air Museum

Conservation Programs

Grass Removal:

28 Inspections
17 Projects pre-approved
12 Projects given final approval

Devices:

21 Washing machine rebates requested
14 Washing machine rebates approved

15 Smart controller rebates requested
30 Smart controller rebates approved

140 Nozzles requested for rebate
140 Nozzles approved for rebate

0 Toilet rebates requested (commercial)
0 Toilet rebates approved (commercial)
35 Toilet rebates requested (residential)
20 Toilet rebates requested (residential)

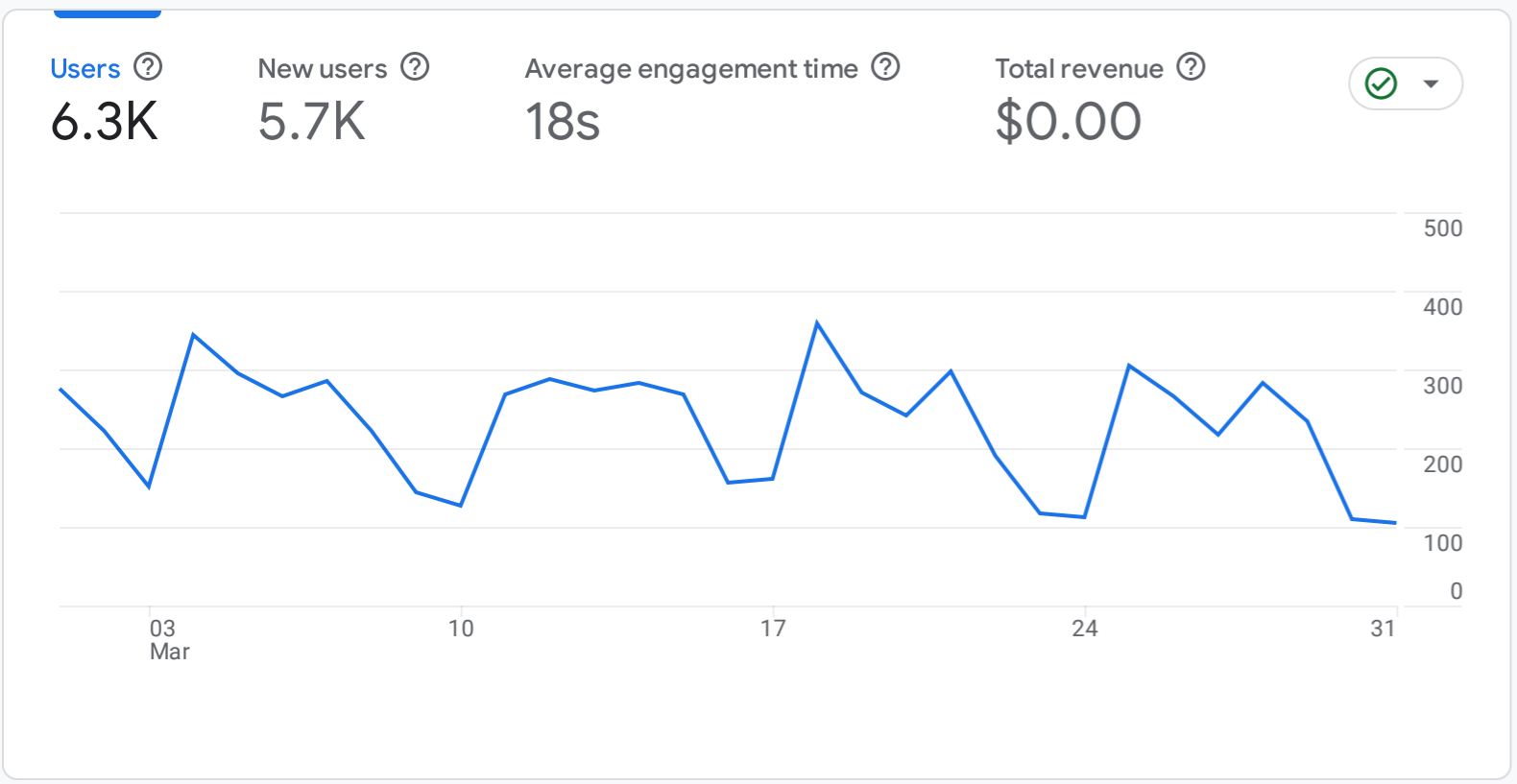
Water waste:

46 Total complaints submitted
13 Contacts to customers
23 Site inspections scheduled
2 Citations
1 Citations Waived

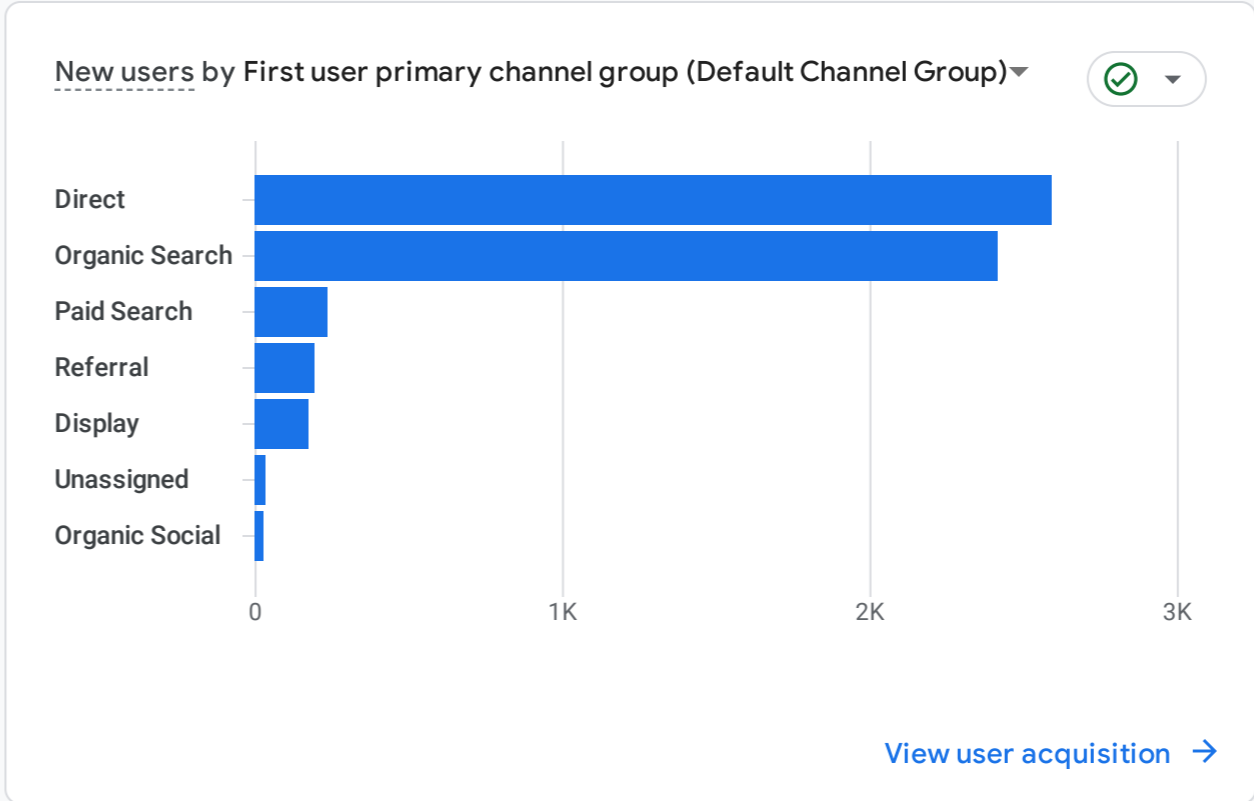
All Users Add comparison

Custom Mar 1 - Mar 31, 2024

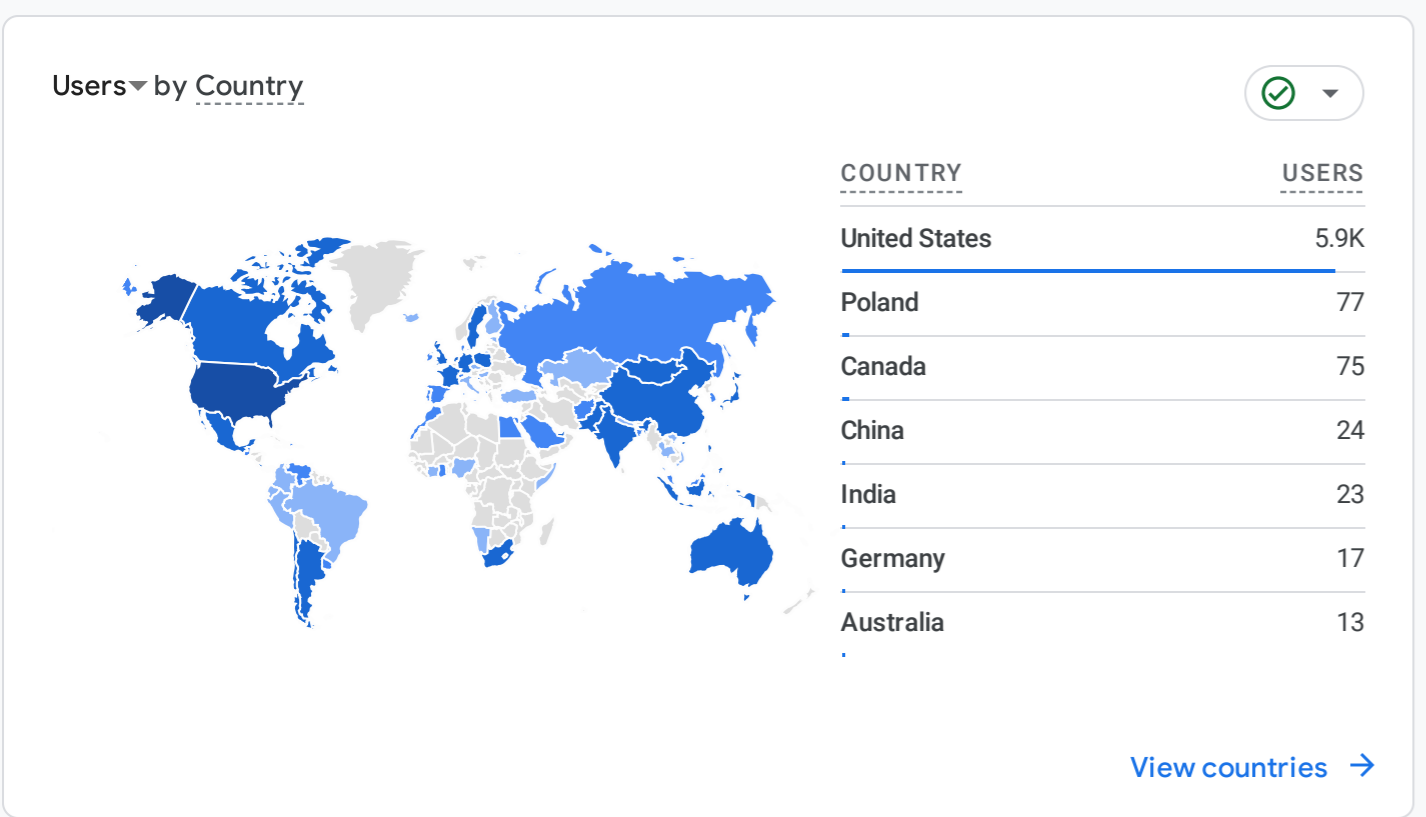
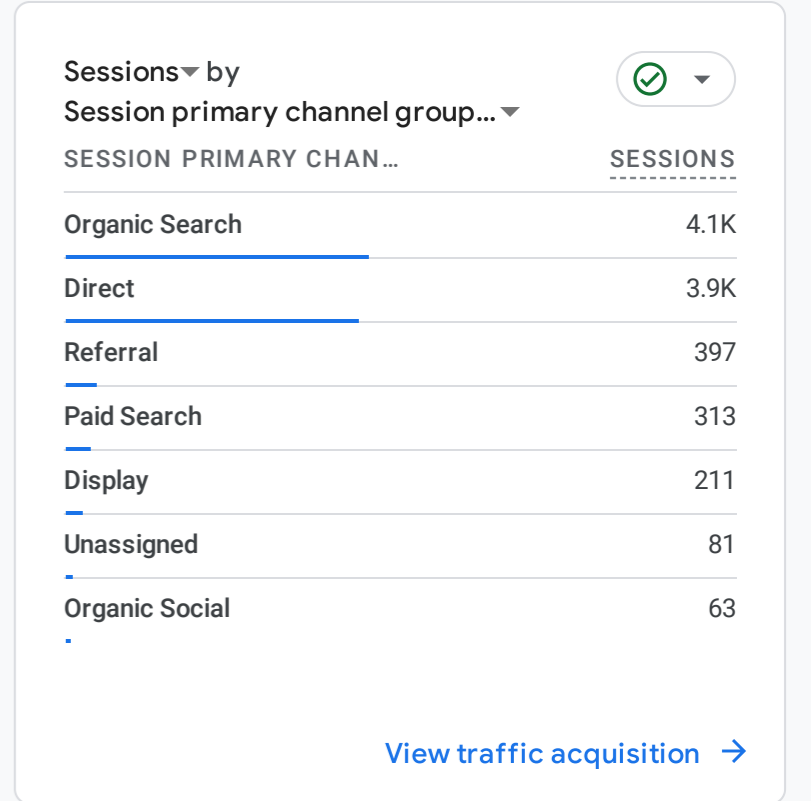
Reports snapshot



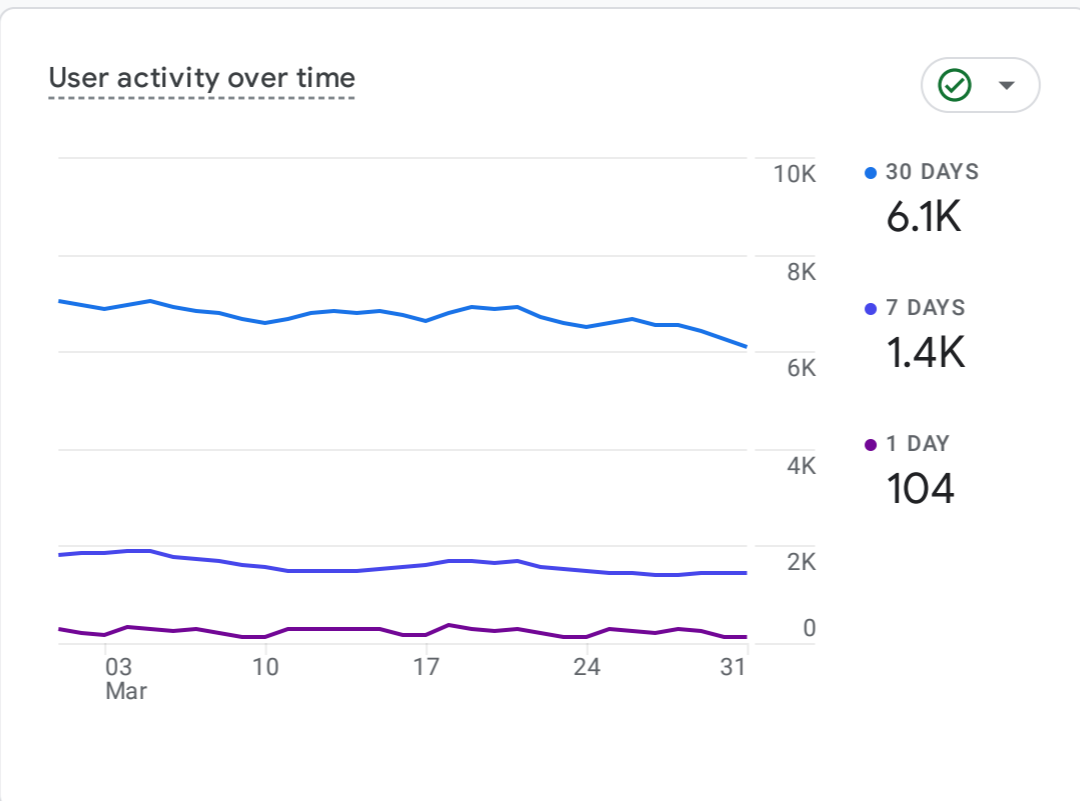
WHERE DO YOUR NEW USERS COME FROM?



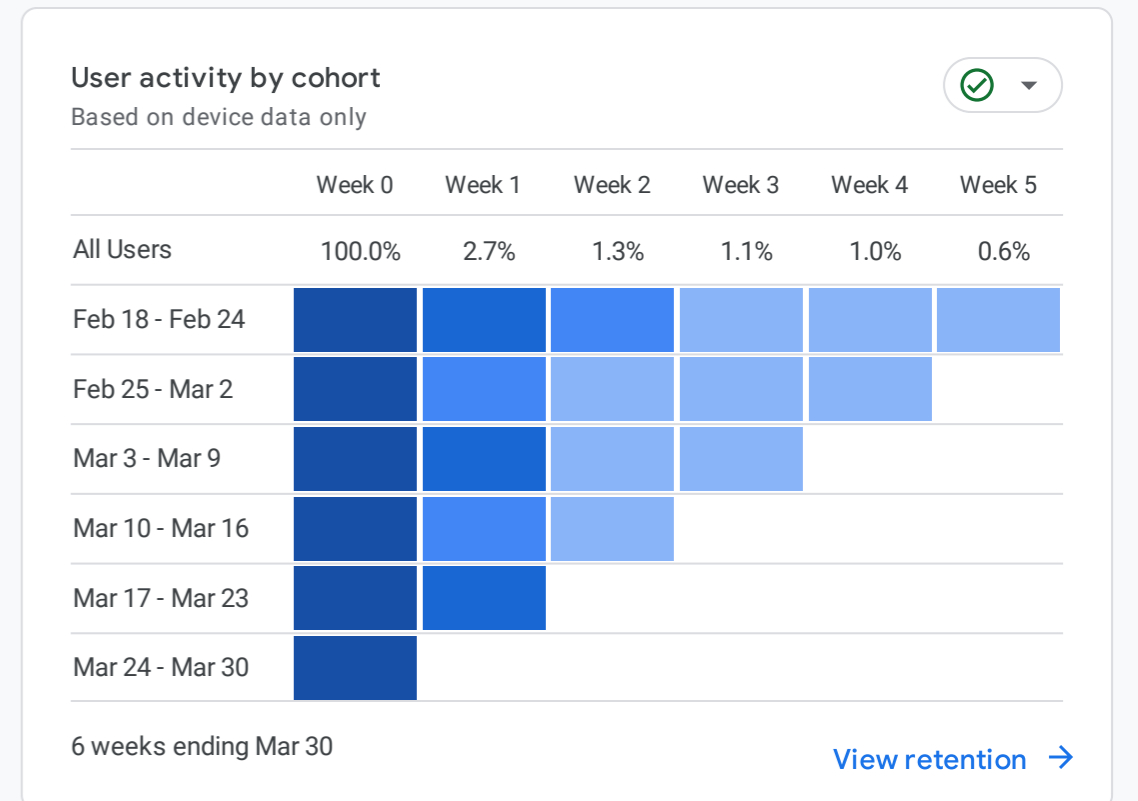
WHAT ARE YOUR TOP CAMPAIGNS?



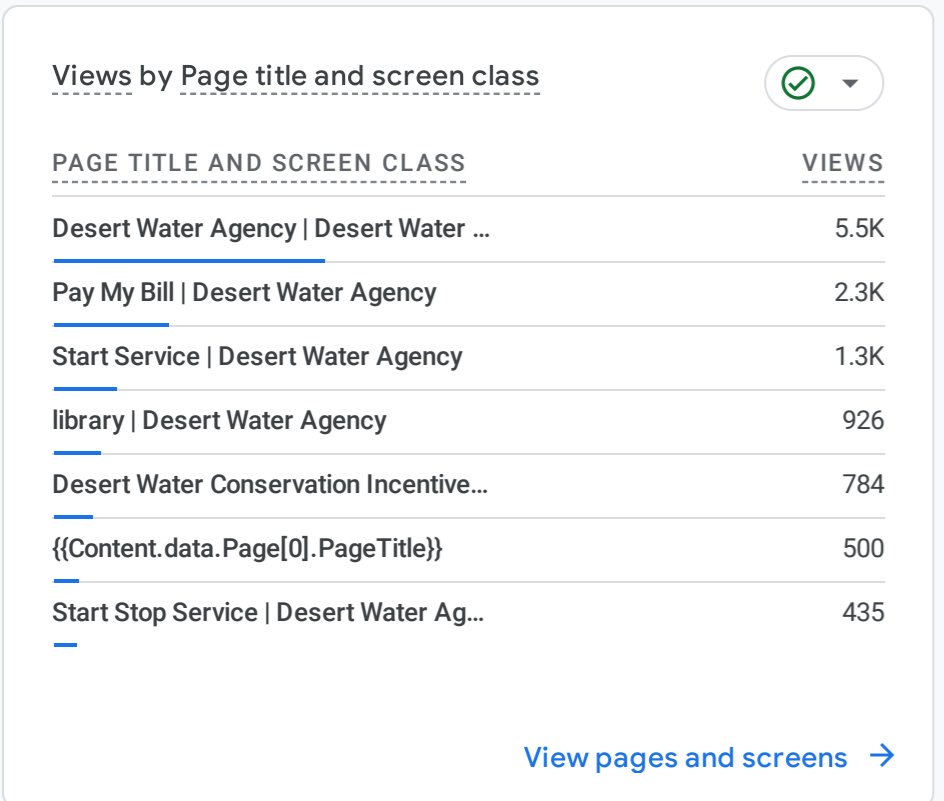
HOW ARE ACTIVE USERS TRENDING?



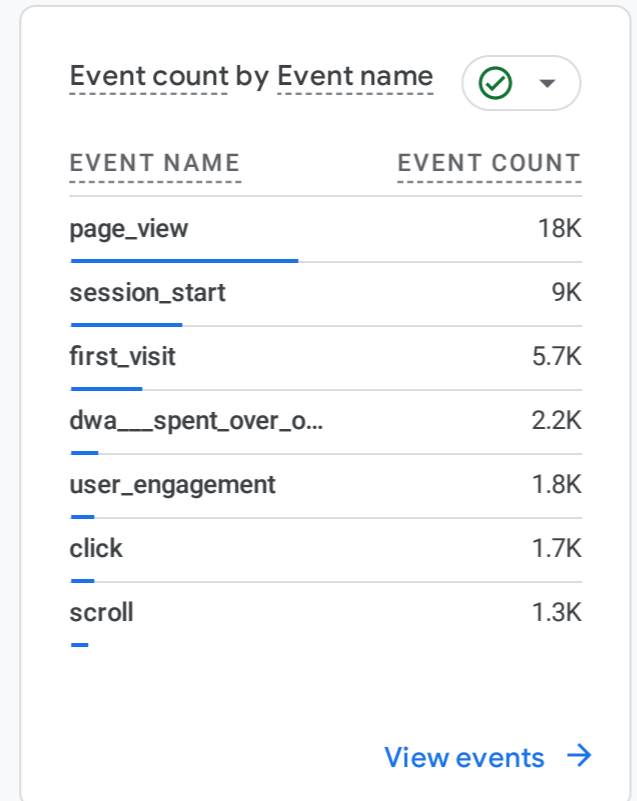
HOW WELL DO YOU RETAIN YOUR USERS?



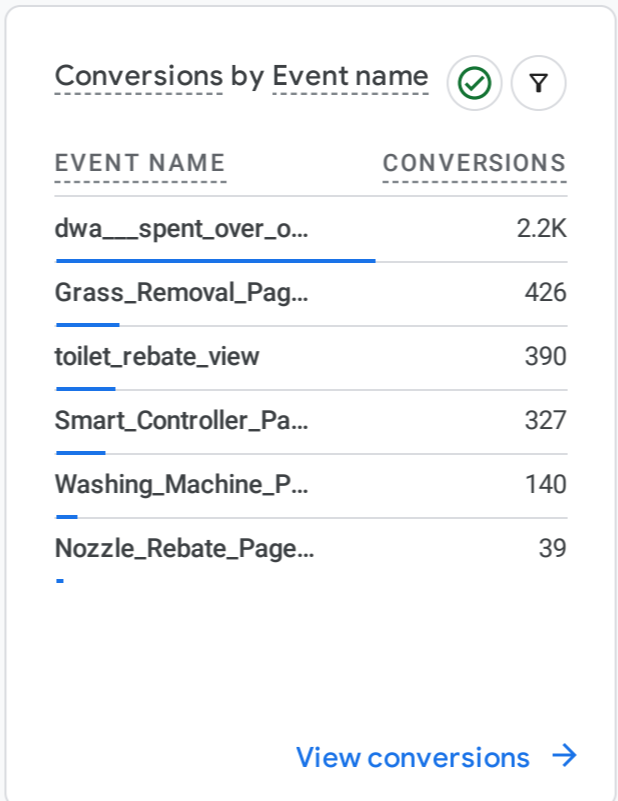
WHICH PAGES AND SCREENS GET THE MOST VIEWS?



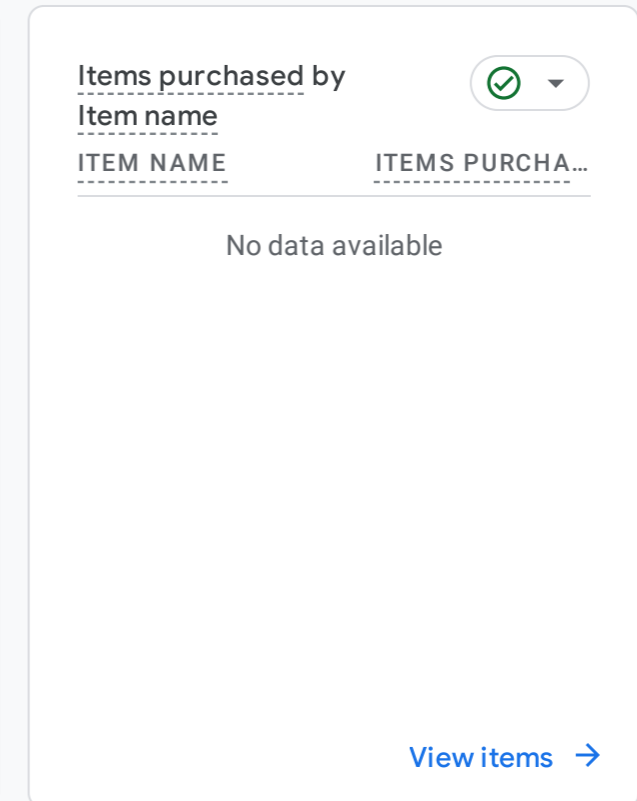
WHAT ARE YOUR TOP EVENTS?



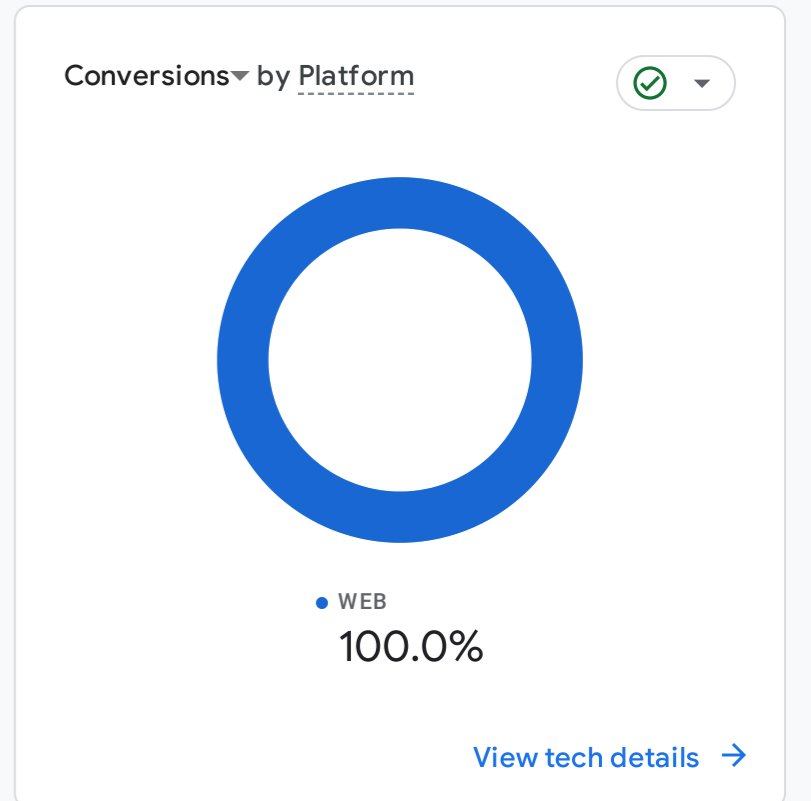
WHAT ARE YOUR TOP CONVERSIONS?



WHAT ARE YOUR TOP SELLING PRODUCTS?



HOW DOES ACTIVITY ON YOUR PLATFORMS COMPARE?



Desert Water Agency Facebook & Instagram Analytics March 2024



facebook

DESERT WATER Desert Water Agency
1.3K likes · 1.5K followers

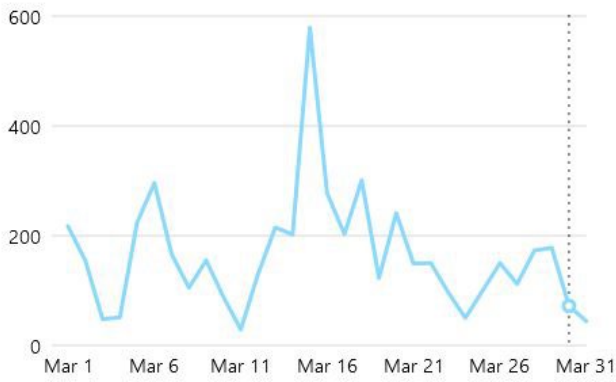
Contact us Message Like

Reach

Export

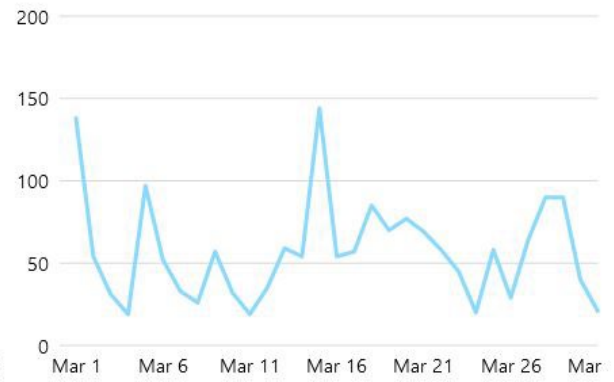
Facebook reach

1.8K ↓ 23.9%



Instagram reach

480 ↓ 14.4%

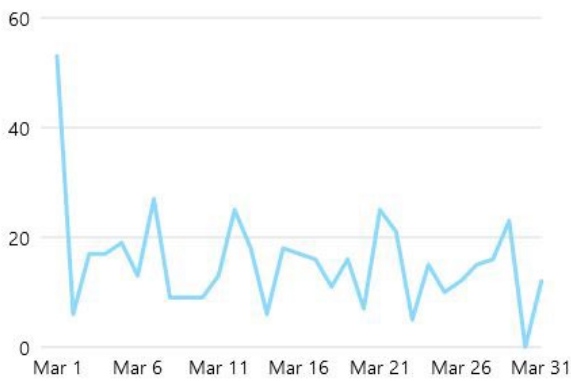


Visits

Export

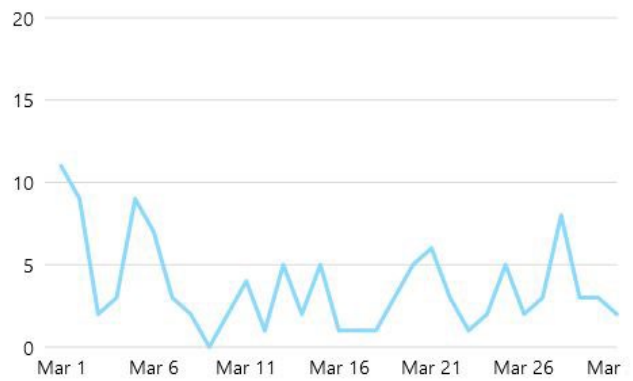
Facebook visits

480 ↑ 17.9%



Instagram profile visits

114 ↓ 22.4%



Desert Water Agency Facebook & Instagram Analytics March 2024

Platform	Post Title	Boost Status	Date & Time	Reach	Engagement	Comments	Shares
Instagram	GIVEAWAY! 🌊 Calling all water-savvy animal lovers! 🌊 Desert ...	Boost	Fri Mar 29, 8:15am	119	9	0	0
Facebook	GIVEAWAY! 🌊 Calling all water-savvy animal love...	Boost unavailable	Fri Mar 29, 8:15am	189	5	0	3
Instagram	If you haven't toured DWA facilities, join our Tour Interest List...	Boost	Thu Mar 28, 3:15pm	118	14	0	2
Facebook	If you haven't toured DWA facilities, join our Tour...	Boost unavailable	Thu Mar 28, 3:15pm	286	11	0	3
Instagram	DWA's water starred with Sean Penn at the American Docume...	Boost	Wed Mar 27, 6:45pm	104	9	0	0
Facebook	DWA's water starred with Sean Penn at the Ameri...	Boost unavailable	Wed Mar 27, 6:45pm	168	12	0	0
Instagram	Thanks to everyone who stopped by our booth at the ONE-P...	Boost	Mon Mar 25, 5:00pm	89	8	0	0
Facebook	Thanks to everyone who stopped by our booth a...	Boost unavailable	Mon Mar 25, 5:00pm	259	14	0	2
Instagram	This Fix a Leak Week, make finding leaks a priority! For tips on...	Boost	Sat Mar 23, 9:00am	60	3	0	0
Facebook	This Fix a Leak Week, make finding leaks a priority...	Boost unavailable	Sat Mar 23, 9:00am	107	9	0	0
Instagram	Whether it is our great groundwater, or our scenic streams, w...	Boost	Fri Mar 22, 8:50am	67	8	0	0
Facebook	Whether it is our great groundwater, or our sceni...	Boost unavailable	Fri Mar 22, 8:50am	94	9	0	0
Instagram	Come say hello at the ONE-PS Picnic & Com...	Boost unavailable	Thu Mar 21, 4:30pm	210	7	0	2
Facebook	Come say hello at the ONE-PS Picnic & Community Expo ...	Boost	Thu Mar 21, 4:30pm	79	7	0	1
Instagram	DWA enjoyed exploring beautiful, low-water landscapes at the...	Boost	Wed Mar 20, 1:45pm	71	4	0	0
Facebook	DWA enjoyed exploring beautiful, low-water land...	Boost unavailable	Wed Mar 20, 1:45pm	112	7	0	0
Instagram	Come say hello at the ONE-PS Picnic & Com...	Boost unavailable	Thu Mar 21, 4:30pm	210	7	0	2
Facebook	Come say hello at the ONE-PS Picnic & Community Expo ...	Boost	Thu Mar 21, 4:30pm	79	7	0	1
Instagram	DWA enjoyed exploring beautiful, low-water landscapes at the...	Boost	Wed Mar 20, 1:45pm	71	4	0	0
Facebook	DWA enjoyed exploring beautiful, low-water land...	Boost unavailable	Wed Mar 20, 1:45pm	112	7	0	0
Instagram	Spring into savings! Update your landscaping with desert-f...	Boost	Tue Mar 19, 6:00pm	99	7	0	0
Facebook	Spring into savings! Update your landscaping ...	Boost unavailable	Tue Mar 19, 6:00pm	319	5	0	4
Instagram	It's Fix a Leak Week! To cut down on water waste, DWA survey...	Boost	Mon Mar 18, 11:30am	110	10	0	0
Facebook	It's Fix a Leak Week! To cut down on water waste...	Boost unavailable	Mon Mar 18, 11:30am	315	8	0	2

Desert Water Agency Facebook & Instagram Analytics March 2024

Platform	Post Content	Boost Status	Date & Time	Reach	Engagement	Comments	Shares
Instagram	Happy St. Patrick's Day! Stay in the green with your water bill...	Boost	Sun Mar 17, 8:10am	53	3	0	0
Facebook	Happy St. Patrick's Day! Stay in the green with yo...	Boost unavailable	Sun Mar 17, 8:10am	169	9	0	0
Instagram	We're hiring! Desert Water Agency has job openings for two p...	Boost	Fri Mar 15, 1:15pm	202	14	0	1
Facebook	We're hiring! Desert Water Agency has job openi...	Boost unavailable	Fri Mar 15, 1:15pm	985	11	0	8
Instagram	See stunning, water-wise gardens in the Palm Springs area at ...	Boost	Thu Mar 14, 4:00pm	103	11	0	0
Facebook	See stunning, water-wise gardens in the Palm Spr...	Boost unavailable	Thu Mar 14, 4:00pm	251	11	0	0
Instagram	Groundwater matters! Did you know about 99% of our area's ...	Boost	Wed Mar 13, 10:01am	68	7	0	1
Facebook	Groundwater matters! Did you know about 99% ...	Boost unavailable	Wed Mar 13, 10:00am	313	10	0	2
Instagram	In honor of Plant a Flower Day, consider adding the blanket fl...	Boost	Tue Mar 12, 9:10am	50	5	0	0
Facebook	In honor of Plant a Flower Day, consider adding t...	Boost unavailable	Tue Mar 12, 9:10am	175	9	0	0

Desert Water Agency Facebook & Instagram Analytics March 2024

Reach

Post reach ⓘ

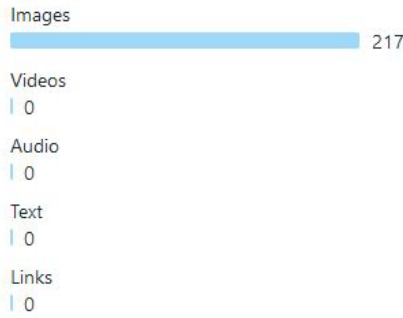
2.7K ↑ 84.2%

Total from last 90 days vs 90 days prior



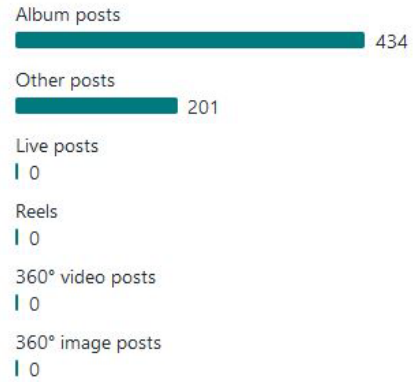
Median post reach per media type ⓘ

For posts created in the last 90 days



Median post reach per content format ⓘ

For posts created in the last 90 days

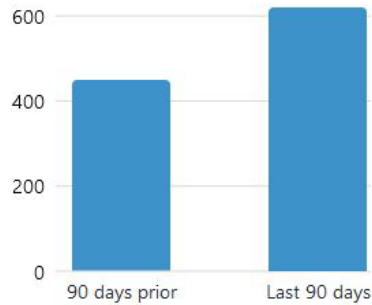


Engagement

Post reactions, comments and shares ⓘ


620 ↑ 38.4%

Total from last 90 days vs 90 days prior



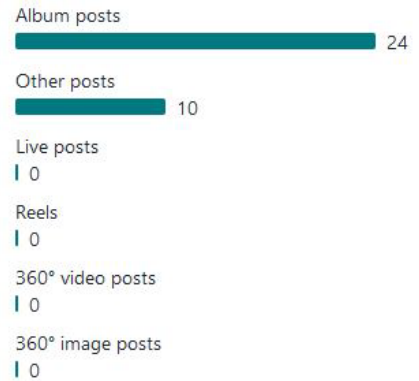
Median post reactions, comments and shares per media type ⓘ

For posts created in the last 90 days



Median post reactions, comments and shares per content format ⓘ

For posts created in the last 90 days





Desert Water Agency

1200 S Gene Autry Trl, Palm Springs

Desert Water Agency is the water utility for the Palm Springs area including outlying county areas, Desert Hot Springs, part of Cathedral City and Palm Springs. It is our responsibility to provide a safe, reliable water supply to the area we serve while protecting See more...



Desert Water Agency

42,741 members
27,861 claimed households
144 neighborhoods

Invite



Desert Water Agency ✓

Senior Outreach Specialist Nisha Ajmani • 20 Mar



Desert Water Agency - Avenida Caballeros Pipeline Replacement Project Update



See more



Posted to **Subscribers of Desert Water Agency** in 1 neighborhood

Be the first to react



Like



Comment



Share



Desert Water Agency ✓

Senior Outreach Specialist Nisha Ajmani • 19 Mar



Desert Water Agency - Pipeline Replacement Project near E Sunny Dunes Rd & Calle Santa Cruz...

[See more](#)



Posted to **Subscribers of Desert Water Agency** in 1 neighborhood



1



Like



Comment



Share



Desert Water Agency ✓

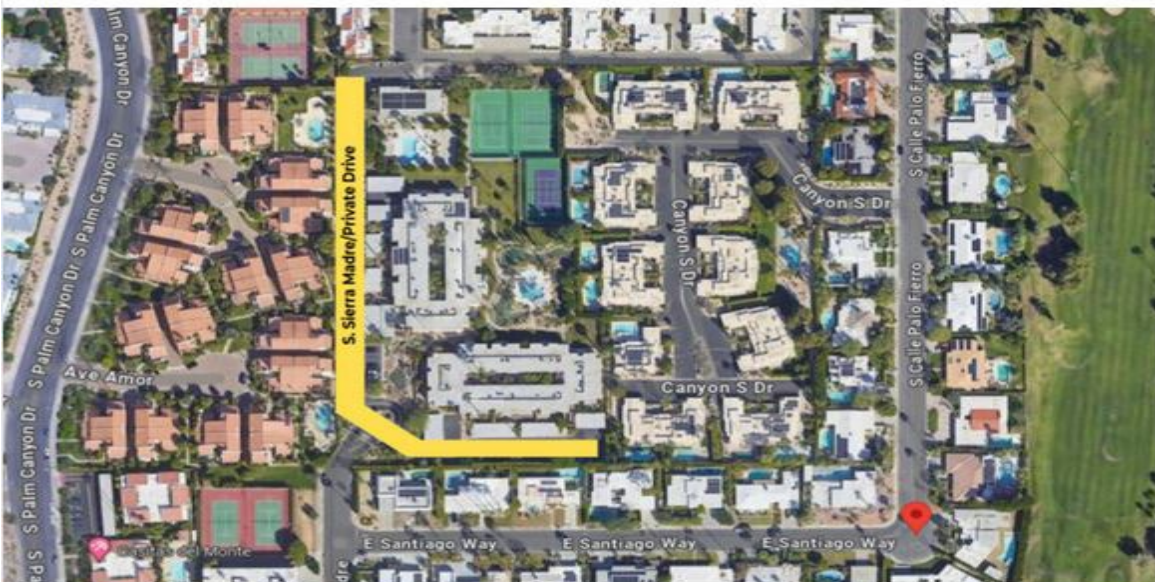
Senior Outreach Specialist Nisha Ajmani • 15 Mar



Desert Water Agency – Twin Springs Condos Water Service Improvements

...

[See more](#)



Posted to **Subscribers of Desert Water Agency** in 1 neighborhood

Be the first to react



Like



Comment



Share



Desert Water Agency ✓

Public Affairs Manager Xochitl Pena • 8 Mar



EMERGENCY PIPELINE REPAIR - Westbound E. Palm Canyon Drive between Sunrise Way & La Reina Way is down to one lane for emergency pipeline repair. [View](#) See more



Posted to **Subscribers of Desert Water Agency**



6

Like

2 Comments

Share



Desert Water Agency ✓

Public Affairs & Water Planning Coordinator Ernye Valenciano • 6 Mar



EMERGENCY PIPELINE REPLACEMENT PROJECT

...

[View](#) See more



Posted to **Subscribers of Desert Water Agency** in 7 neighborhoods

Be the first to react

Like

Comment

Share

Desert Water Agency Twitter Analytics March 2024

←

Desert Water Agency

2,958 posts



[Edit profile](#)

Desert Water Agency

@DWAwater

Desert Water Agency is a public, non-profit agency and State Water Contractor, serving a 325-square-mile area in the Palm Springs area. Follow/RT not endorsement

📍 Palm Springs, CA [🌐 dwa.org](https://dwa.org) 📅 Joined February 2014

1,443 Following 1,205 Followers

Your posts earned **812 impressions** over this 31 day period

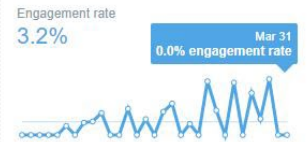











YOUR POSTS
During this 31 day period, you earned **26 impressions** per day.

Posts | Top posts | Posts and replies | Promoted | Impressions | Engagements | Engagement rate

Post	Impressions	Engagements	Engagement rate
Desert Water Agency @DWAwater · Mar 28 If you haven't toured DWA facilities, join our Tour Interest List. You'll be the first to know about tour dates and locations. Go to dwa.org/tours . #DesertWater pic.twitter.com/4nEPFoHZ2t <small>View post activity</small>	25	3	12.0%
Desert Water Agency @DWAwater · Mar 27 DWA's water starred with Sean Penn at the American Documentary and Animation Film Festival this past weekend! 🌟 We were happy to keep him and all the other participants hydrated. #DesertWater #AmDocs2024 pic.twitter.com/0gGL5qDzbz <small>View post activity</small>	52	2	3.8%

Engagements
Showing 31 days with daily frequency




	Desert Water Agency @DWAwater · Mar 25 Thanks to everyone who stopped by our booth at the ONE-PS picnic Saturday! #DesertWater pic.twitter.com/bUZUyHvdJa View post activity	20	1	5.0%
	Desert Water Agency @DWAwater · Mar 23 This Fix a Leak Week, make finding leaks a priority! For tips on how to fix drips inside and outside your home go to dwa.org/leaks . #FixALeakWeek pic.twitter.com/anEq2ybGm View post activity	25	1	4.0%
	Desert Water Agency @DWAwater · Mar 22 Whether it is our great groundwater, or our scenic streams, we're gushing about water today. 💙 #WorldWaterDay #DesertWater pic.twitter.com/OU6zIBgvrq View post activity	30	5	16.7%
	Desert Water Agency @DWAwater · Mar 21 👋 Come say hello at the ONE-PS Picnic & Community Expo at Ruth Hardy Park this Saturday from 11 a.m. - 2 p.m. It's a great way to meet neighbors and community organizations. pic.twitter.com/3r3YIUZfwP View post activity	24	1	4.2%
	Desert Water Agency @DWAwater · Mar 20 DWA enjoyed exploring beautiful, low-water landscapes at the Desert Horticultural Society Garden Tour last weekend! 🌱 Looking for desert-friendly plant ideas? Pick up Lush & Efficient at our Palm Springs office. #DesertGarden #DesertWater #WaterSmart pic.twitter.com/rF9mk812PQ View post activity	22	0	0.0%
	Desert Water Agency @DWAwater · Mar 19 🌸 Spring into savings! Update your landscaping with desert-friendly plants. Get a copy of Lush & Efficient, a guide to low-water plants, at DWA's little library outside our Palm Springs office. #DesertWater #DesertGarden #FirstDayofSpring pic.twitter.com/pPhBnoCkKG View post activity	26	0	0.0%
	Desert Water Agency @DWAwater · Mar 18 It's Fix a Leak Week! To cut down on water waste, DWA surveys its distribution system for leaks. You can check for leaks at home too by following our leak detection tips at dwa.org/leaks . #FixALeakWeek #DesertWater pic.twitter.com/91v0bQ8AMM View post activity	40	3	7.5%
	Desert Water Agency @DWAwater · Mar 17 Happy St. Patrick's Day! Stay in the green with your water bill! Go to dwa.org/save to get water-saving tips and learn more about conservation rebates. #StPatricksDay #DesertWater #WaterSmart pic.twitter.com/JzEnXAje20 View post activity	22	1	4.5%
	Desert Water Agency @DWAwater · Mar 15 We're hiring! Desert Water Agency has job openings for two positions: <ul style="list-style-type: none">💧 Staff/Associate Engineer (application deadline is March 24)💧 Equipment Operator Go to dwa.org/careers to learn more and apply. #DesertWater #JoinOurTeam #WaterCareers pic.twitter.com/YDbkBGxGME View post activity	14	3	21.4%

On average, you earned **0 link clicks** per day













On average, you earned **0 Retweets without comments** per day



On average, you earned **0 likes** per day



On average, you earned **0 replies** per day

	Desert Water Agency @DWAwater · Mar 8 EMERGENCY PIPELINE REPAIR - Westbound E. Palm Canyon Drive between Sunrise Way & La Reina Way is down to one lane for emergency pipeline repair. Work could take several hours. Please be careful driving in that area.   pic.twitter.com/P8xPgvHIL9 View post activity	27	0	0.0%
	Desert Water Agency @DWAwater · Mar 7 There are many clever ways to reduce your water foot (or paw) print 🐾. Use a smaller tub for Fido. It saves water and keeps your pup contained. #DesertWater #WaterSmart #LocalWater #CaliforniaWater pic.twitter.com/bw6rkTwzfN View post activity	35	1	2.9%
	Desert Water Agency @DWAwater · Mar 5 Thank you to everyone who participated in the 2024 CV Water Counts Academy! More than 40 people completed the course by touring local water facilities over the weekend. Learn more and keep an eye out for next year's academy at cvwatercounts.com/academy . pic.twitter.com/5b48kvG4ig View post activity	44	2	4.5%
	Desert Water Agency @DWAwater · Mar 1 Sending out a BIG thank you to all of our DWA team members who dedicate their time to providing our community with reliable water year round. Happy Employee Appreciation Day! 💧 pic.twitter.com/ideM2PB5aC View post activity	26	2	7.7%
	Desert Water Agency @DWAwater · Mar 14 See stunning, water-wise gardens in the Palm Springs area at the Desert Horticultural Society Garden Tour this Saturday. The self-guided tour is \$25 in advance or \$30 on the day. DWA is a proud sponsor! Register at deserthorticulturalsociety.org . #DesertGarden #DesertWater pic.twitter.com/8mT03L0apo View post activity	33	0	0.0%
	Desert Water Agency @DWAwater · Mar 13 Groundwater matters! Did you know about 99% of our area's water supply comes from groundwater beneath our feet? Learn more by visiting dwa.org/national-groun... #NationalGroundwaterAwarenessWeek #DesertWater pic.twitter.com/XuG6uWJuJ5 View post activity	12	0	0.0%
	Desert Water Agency @DWAwater · Mar 12 In honor of Plant a Flower Day, consider adding the blanket flower to your garden! Perfect for dry conditions, this plant needs full sun and minimal water to flower from spring to frost. #DesertGarden #NationalPlantAFlowerDay #DesertWater pic.twitter.com/IOAEsYCGcw View post activity	30	0	0.0%
	Desert Water Agency @DWAwater · Mar 9 Your smart phone may automatically adjust for daylight saving time, but does your irrigation system? Apply today for a WiFi compatible smart controller that modifies irrigation based on local weather and time! #DaylightSavingTime #DesertWater #SmartController #WaterSmart pic.twitter.com/9ZhuVwl2Br View post activity	48	2	4.2%

**STAFF REPORT
TO
DESERT WATER AGENCY
BOARD OF DIRECTORS**

APRIL 16, 2024

**RE: REQUEST BOARD AUTHORIZATION TO CONTINUE
EMERGENCY REPAIR WORK AT DWA FACILITIES UNDER
RESOLUTION NO. 1312**

On September 19, 2023, the Board adopted Resolution No. 1312 declaring a local emergency that requires emergency repairs to Agency facilities due to Tropical Storm Hilary. As required by the resolution, the following is an update on the repairs:

The following repair work has been done:

Whitewater Headworks:

- Graded road into site.
- Repaired 4" pump and re-established water supply to customers, at reduced delivery flow rate.
- Cleaned out concrete settling structure and transmission main.
- Replaced the fence surrounding the settling structure.
- Working with FEMA on disaster relief.

Mission Creek Groundwater Replenishment Facility:

- Completed aerial survey and CAD mapping of work zone area.
- Installed K-Rail barriers to secure the site from vehicular traffic.
- Prepared grading plan for the removal of the sediment in the debris basin.
- 2/20/2024 Board authorization to enter into grading contract with Weaver Grading.
- Weaver Grading mobilized on-site and began moving material from basin the week of April 1. Estimated completion is 3-4 weeks.
- Working with FEMA on disaster relief.

The General Manager has determined that the damage to Agency facilities warrants the continuation of work under a Local Emergency, as outlined in Resolution No. 1312.

Fiscal Impact:

The declaration of work under a Local Emergency does not have a fiscal impact, rather, it allows the Agency to expedite repairs according to the Uniform Public Construction Cost Accounting Act.

Legal Review:

N/A

Recommendation:

Staff recommends, as required by Resolution No. 1312, the Board's concurrence that the continued work to repair Agency facilities shall occur under the Board's declaration of a Local Emergency.

**Item No. 7-A
Verbal Report -
Potential Special
Board Meeting on
April 30, 2024**

DESERT WATER AGENCY
Financial Highlights
March 2024

OPERATING FUND

Received

- \$2,952,572 in Water Sales Revenue Receipts
- \$33,790 in Recycled Water Sales Revenue Receipts
- \$195,007 in Construction Deposits
 - Aloe Palm Canyon, LP: \$36,000
Project # 23-8001-F-08
 - Monarch PS, LP: \$3,507
Project # 21-7008-M-00, 21-8008-F-08 & 21-8008-S-01
 - NWB Palm Springs, LLC: \$102,000
Project # 23-8010-H-06 & 23-8010-F-08
 - Cathedral Knight, LLC: \$51,500
Project # 23-8011-F-04 & 23-8011-H-06 & 23-7019-M-00
 - The Canavan Group, Inc: \$2,000
Project # 23-7018-M-00
- \$60,385 in California Water and Wastewater Arrearage Payment Program from the Department of Water Resources included in the miscellaneous receipts

Paid

- \$1,397,173 in Accounts Payable

Year to date

- YTD Water Sales are 4% under budget
- YTD Total Revenues are 2% over budget
- YTD Total Expenses are 13% under budget

DESERT WATER AGENCY
Financial Highlights
March 2024

Active Potable Water Accounts

- There were 23,557 active potable water accounts billed in March 2024
- Compared to 23,568 active potable water accounts billed in February 2024
- Net decrease of 11 active accounts billed
- There were 18 water accounts turned off for non-payment in March 2024.
Over the past twelve months, there was an average of 20 accounts per month turned off for non-payment.

GENERAL FUND

Received

- \$195,552 in Property Taxes
- \$1,490,110 in Replenishment Assessments
 - \$1,455,752 from the Operating Fund
 - \$34,358 from Private Pumpers

Paid

- \$1,295,303 in State Water Project charges
(YTD SWP Payments = \$17,429,696)

WASTEWATER FUND

Received

- \$260,409 in Wastewater Revenue Receipts.

Paid

- \$165,593 in Accounts Payable

DESERT WATER AGENCY
Statement of Cash Receipts and Expenditures
 OPERATING FUND

Invested
 Reserve Funds
63,072,211.66

BEGINNING BALANCE MARCH 1, 2024 **(1,711,410.18)**

Receipts

Water Sales	2,952,571.56
Recycled Water Sales	33,789.59
Wastewater Receipts	153,914.73
Power Sales	-
Meters, Services, Etc	65,753.00
Reimb - General Fund	566,962.54
Reimb - Wastewater Fund	-
Accounts Receivable - Other	16,341.00
Customer Deposits - Surety	5,592.00
Customer Deposits - Const	195,006.56
Lease Revenue	4,740.69
Interest Received on Invstd Fnds	2,118.75
Front Footage Fees	-
Bond Service & Reserve Fund Int	-
Misc	95,614.49

TOTAL RECEIPTS 4,092,404.91

Payments

Payroll Checks	502,107.74
Payroll Taxes	208,411.14
Electronic Transfers	185,821.18
Checks Under \$10k	\$315,238.63
Checks Over \$10k	\$896,113.64
Cancelled Checks and Fees	4,096.28

TOTAL PAYMENTS 2,111,788.61

NET INCOME **1,980,616.30**

Invested Reserve Funds

Funds Matured (CIA)	1,804,000.00
Funds Invested (C/I)	2,280,000.00

NET TRANSFER **(476,000.00)** **476,000.00**

ENDING BALANCE MARCH 31, 2024 **(206,793.88)**

DESERT WATER AGENCY
Operating Fund
 Schedule #1 - Checks Over \$10,000



March 2024

Check #	Name	Description	Amount
1513	Chase Card Member Services	Credit Card Purchases	\$ 43,860.89
1533	Southern Calif Edison	Power	\$ 267,919.00
1544	Chase Card Member Services	Credit Card Purchases	\$ 23,020.87
1545	Desert Water Agency	Wastewater Revenue Billing for February 2024	\$ 108,994.28
1562	Baja Construction Inc	Employee Parking expansion carport	\$ 31,244.23
1565	Beck Oil Inc	Fuel Purchase	\$ 13,679.48
1574	Core & Main LP	Water service supplies	\$ 33,336.03
1583	Down to Earth Landscaping	Landscape maintenance	\$ 36,975.71
1637	Gracie Hamman	Grass Removal Rebate	\$ 11,752.00
1657	Marcus Francis Inc	Grass Removal Rebate	\$ 10,020.00
1663	Mountain Shadow HOA	Grass Removal Rebate	\$ 43,684.00
1672	Rose Garden Homeowners Assoc	Grass Removal Rebate	\$ 10,750.00
1690	Villa De Las Flores	Grass Removal Rebate	\$ 27,308.00
1692	Wells Wescott	Grass Removal Rebate	\$ 12,600.00
1700	First Call Security & Sound LLC	50% Deposit New Security System	\$ 12,324.70
1704	Granite Construction Company	Construction material	\$ 10,364.96
1707	Iconix Waterworks Inc	Inventory Items	\$ 10,735.90
1709	Itron Inc	Temetra Meter Reading Subscription	\$ 14,298.00
1716	Krieger & Stewart Inc.	Engineering	\$ 33,447.56
1720	Matheson-Tri -Gas Inc	Inventory Items	\$ 10,723.32
1726	National Safety Services Inc	Annual Training	\$ 33,690.00
1731	Orange County Winwater Works	Inventory Items	\$ 12,442.98
1751	Thatcher Company of California	Water service supplies	\$ 21,381.02
1759	United Water Works INC	Water service supplies	\$ 48,726.71
1770	Z & L Paving Inc	Paving	\$ 12,834.00
Total			\$ 896,113.64

Security Type

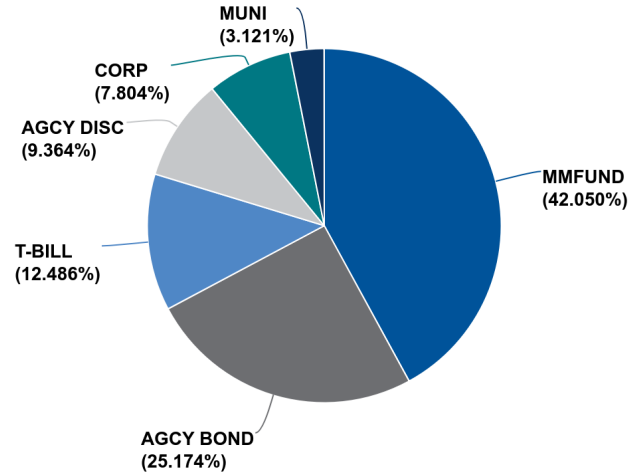


Chart calculated by: PAR Value

MMFUND

Description, Broker	Settle Date	Next Call Date	Effective Maturity	Final Maturity	PAR Value	Original Cost	Market Value	Yield to Maturity
LAIF Money Market Fund LAIF - OP	---	---	03/31/2024	03/31/2024	26,942,807.88	26,942,807.88	26,942,807.88	---
LAIF Money Market Fund LAIF - OP	---	---	03/31/2024	03/31/2024	26,942,807.88	26,942,807.88	26,942,807.88	---

AGCY BOND

Description, Broker	Settle Date	Next Call Date	Effective Maturity	Final Maturity	PAR Value	Original Cost	Market Value	Yield to Maturity
FEDERAL FARM CREDIT BANKS FUNDING CORP US Wealth OP	04/29/2021	04/13/2024	04/28/2025	04/28/2025	1,000,000.00	999,500.00	953,796.00	5.057%
FEDERAL HOME LOAN BANKS US Wealth OP	09/30/2021	06/30/2024	09/30/2026	09/30/2026	1,000,000.00	1,000,000.00	914,863.00	4.664%
FEDERAL HOME LOAN BANKS US Wealth OP	04/29/2022	04/29/2024	04/29/2027	04/29/2027	2,000,000.00	2,000,000.00	1,919,350.00	4.484%
FEDERAL HOME LOAN BANKS US Wealth OP	05/24/2022	05/24/2024	05/24/2027	05/24/2027	2,000,000.00	2,000,000.00	1,931,592.00	4.474%
FEDERAL HOME LOAN BANKS US Wealth OP	05/23/2022	05/23/2024	05/23/2025	05/23/2025	2,000,000.00	2,000,000.00	1,961,104.00	5.058%
FEDERAL HOME LOAN BANKS US Wealth OP	09/24/2021	---	09/13/2024	09/13/2024	1,130,000.00	1,125,513.90	1,105,140.00	5.320%
FEDERAL HOME LOAN BANKS US Wealth OP	06/28/2021	06/30/2024	09/30/2024	09/30/2024	1,000,000.00	1,000,000.00	975,741.00	5.355%
FEDERAL HOME LOAN MORTGAGE CORP US Wealth OP	08/20/2020	08/20/2024	08/20/2025	08/20/2025	1,000,000.00	1,000,000.00	942,469.00	4.954%
FEDERAL HOME LOAN MORTGAGE CORP US Wealth OP	05/26/2022	05/26/2024	08/26/2024	08/26/2024	2,000,000.00	2,000,000.00	1,981,598.00	5.337%

Monthly Investment Portfolio Report

AGG- Operating Fund (213426)

As of 03/31/2024

Dated: 04/09/2024

Description, Broker	Settle Date	Next Call Date	Effective Maturity	Final Maturity	PAR Value	Original Cost	Market Value	Yield to Maturity
FEDERAL NATIONAL MORTGAGE ASSOCIATION US Wealth OP	06/30/2020	06/30/2024	06/30/2025	06/30/2025	1,000,000.00	1,000,000.00	948,855.00	4.991%
FEDERAL NATIONAL MORTGAGE ASSOCIATION US Wealth OP	08/12/2020	05/12/2024	08/12/2025	08/12/2025	1,000,000.00	1,000,000.00	942,389.00	4.963%
FEDERAL NATIONAL MORTGAGE ASSOCIATION US Wealth OP	12/16/2020	---	06/14/2024	06/14/2024	1,000,000.00	1,000,500.00	989,910.00	5.266%
--- US Wealth OP	---	---	10/01/2025	10/01/2025	16,130,000.00	16,125,513.90	15,566,807.00	4.960%

T-BILL

Description, Broker	Settle Date	Next Call Date	Effective Maturity	Final Maturity	PAR Value	Original Cost	Market Value	Yield to Maturity
UNITED STATES TREASURY US Wealth OP	10/13/2023	---	04/11/2024	04/11/2024	2,000,000.00	1,947,208.33	1,997,088.88	4.104%
UNITED STATES TREASURY US Wealth OP	11/28/2023	---	05/23/2024	05/23/2024	2,000,000.00	1,948,768.33	1,984,818.88	5.090%
UNITED STATES TREASURY US Wealth OP	01/09/2024	---	07/05/2024	07/05/2024	2,000,000.00	1,950,852.22	1,972,529.16	5.201%
UNITED STATES TREASURY US Wealth OP	02/14/2024	---	08/08/2024	08/08/2024	2,000,000.00	1,951,502.22	1,963,199.16	5.198%
UNITED STATES TREASURY US Wealth OP	---	---	06/11/2024	06/11/2024	8,000,000.00	7,798,331.10	7,917,636.08	4.896%

AGCY DISC

Description, Broker	Settle Date	Next Call Date	Effective Maturity	Final Maturity	PAR Value	Original Cost	Market Value	Yield to Maturity
FEDERAL HOME LOAN BANKS US Wealth OP	12/12/2023	---	04/03/2024	04/03/2024	2,000,000.00	1,967,669.44	1,999,410.00	2.160%
FEDERAL HOME LOAN BANKS US Wealth OP	12/12/2023	---	06/07/2024	06/07/2024	2,000,000.00	1,949,962.22	1,980,378.00	5.181%
FEDERAL HOME LOAN BANKS US Wealth OP	01/09/2024	---	06/04/2024	06/04/2024	2,000,000.00	1,959,166.67	1,981,254.00	5.169%
FEDERAL HOME LOAN BANKS US Wealth OP	---	---	05/15/2024	05/15/2024	6,000,000.00	5,876,798.33	5,961,042.00	4.163%

CORP

Description, Broker	Settle Date	Next Call Date	Effective Maturity	Final Maturity	PAR Value	Original Cost	Market Value	Yield to Maturity
AMAZON.COM INC US Wealth OP	05/16/2022	03/13/2027	04/13/2027	04/13/2027	2,000,000.00	1,987,040.00	1,924,318.00	4.649%
JPMORGAN CHASE BANK, NATIONAL ASSOCIATION US Wealth OP	06/22/2021	---	12/23/2024	12/23/2024	1,000,000.00	1,000,000.00	957,960.00	6.355%
MASSMUTUAL GLOBAL FUNDING II US Wealth OP	06/14/2023	---	06/14/2028	06/14/2028	2,000,000.00	2,021,800.00	1,999,386.00	5.056%
--- US Wealth OP	---	---	04/26/2027	04/26/2027	5,000,000.00	5,008,840.00	4,881,664.00	5.147%

MUNI

Description, Broker	Settle Date	Next Call Date	Effective Maturity	Final Maturity	PAR Value	Original Cost	Market Value	Yield to Maturity
UNIVERSITY CALIF REVS US Wealth OP	05/16/2022	03/15/2027	05/15/2027	05/15/2027	2,000,000.00	1,795,920.00	1,808,740.00	4.632%
UNIVERSITY CALIF REVS US Wealth OP	05/16/2022	03/15/2027	05/15/2027	05/15/2027	2,000,000.00	1,795,920.00	1,808,740.00	4.632%

Monthly Investment Portfolio Report

As of 03/31/2024

AGG- Operating Fund (213426)

Dated: 04/09/2024

Summary

Description, Broker	Settle Date	Next Call Date	Effective Maturity	Final Maturity	PAR Value	Original Cost	Market Value	Yield to Maturity
---	---	---	12/19/2024	12/19/2024	64,072,807.88	63,548,211.21	63,078,696.96	4.824%

* Grouped by: Security Type. * Groups Sorted by: Ending Market Value + Accrued. * Filtered By: Description ≠ "Receivable". * Weighted by: Ending Market Value + Accrued.

DESERT WATER AGENCY
Statement of Cash Receipts and Expenditures
GENERAL FUND

Invested
Reserve Funds
249,071,396.88

BEGINNING BALANCE MARCH 1, 2024 **(2,366,251.76)**

Receipts

Taxes - Riv County	195,551.69
Interest	84,195.92
Groundwater	1,490,110.23
Reimb OP	27,227.82
Reimb CVWD	-
State Water Proj Refunds	-
Reimb CVWD Whitewater Hydro	1,044.56
Power Sales - Whitewater	-
Misc	365.00

TOTAL RECEIPTS **1,798,495.22**

Payments

Checks Under \$10k	\$14,484.83
Checks Over \$10k	\$1,613,833.85
Electronic Transfers	-

TOTAL PAYMENTS **1,628,318.68**

NET INCOME **170,176.54**

Invested Reserve Funds

Funds Matured (CIA)	17,328,350.00
Funds Invested (C/I)	16,249,730.00

NET TRANSFER **1,078,620.00** **(1,078,620.00)**

ENDING BALANCE MARCH 31, 2024 **(1,117,455.22)** **247,992,776.88**

	TAXES	INTEREST
Receipts in Fiscal Year	22,770,016.45	2,768,250.47
Receipts in Calendar Year	14,738,461.78	563,441.91

DESERT WATER AGENCY
SCHEDULE OF MISCELLANEOUS RECEIPTS
GENERAL FUND

3/31/2024

DIRECTOR BLOOMER RETURNED PETTY CASH	195.00
ESTHER SAENZ ACWA DC CONFERENCE	170.00
TOTAL	365.00

DESERT WATER AGENCY
General Fund
Schedule #1 - Checks Over \$10,000
DESERT WATER



March 2024

Check #	Name	Description	Amount
2016	State of California Department of Water Resources	State Water Project - March 2024	\$ 1,295,303.00
2017	Coachella Valley Water District	Whitewater Management - Cost Share	\$ 128,658.73
2019	Desert Water Agency	Operating Fund Reimbursement-February 2024	\$ 189,872.12
Total			\$ 1,613,833.85

Security Type

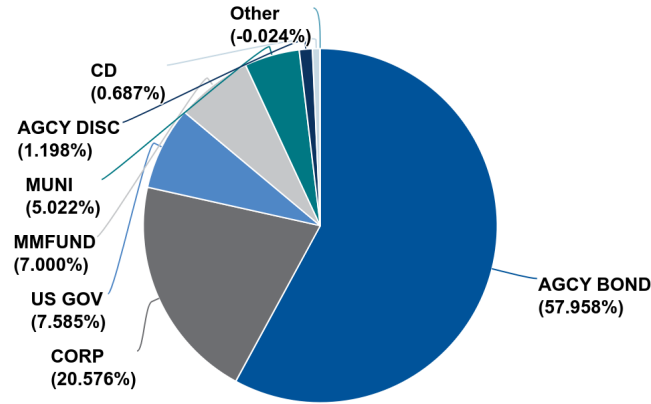


Chart calculated by: PAR Value

AGCY BOND

Description, Broker	Settle Date	Next Call Date	Effective Maturity	Final Maturity	PAR Value	Original Cost	Market Value	Yield to Maturity
FEDERAL AGRICULTURAL MORTGAGE CORP Alamo Capital	09/14/2022	---	04/21/2025	04/21/2025	1,000,000.00	977,400.00	975,035.00	5.070%
FEDERAL AGRICULTURAL MORTGAGE CORP Piper Sandler	02/23/2022	08/23/2024	02/23/2027	02/23/2027	3,000,000.00	3,000,000.00	2,798,820.00	4.596%
FEDERAL FARM CREDIT BANKS FUNDING CORP Alamo Capital	08/04/2020	04/12/2024	08/04/2025	08/04/2025	3,000,000.00	3,000,005.00	2,833,722.00	4.974%
FEDERAL FARM CREDIT BANKS FUNDING CORP Alamo Capital	01/05/2021	---	04/05/2024	04/05/2024	3,000,000.00	3,000,000.00	2,998,305.00	3.657%
FEDERAL FARM CREDIT BANKS FUNDING CORP Alamo Capital	10/15/2020	04/12/2024	10/15/2024	10/15/2024	3,000,000.00	2,995,500.00	2,921,811.00	5.320%
FEDERAL FARM CREDIT BANKS FUNDING CORP Alamo Capital	02/12/2021	04/12/2024	11/12/2024	11/12/2024	3,000,000.00	3,000,000.00	2,910,270.00	5.271%
FEDERAL FARM CREDIT BANKS FUNDING CORP US Wealth GF	12/22/2020	04/13/2024	12/22/2025	12/22/2025	3,000,000.00	3,000,000.00	2,783,457.00	4.869%
FEDERAL FARM CREDIT BANKS FUNDING CORP Piper Sandler	11/05/2021	04/13/2024	10/20/2026	10/20/2026	3,000,000.00	2,988,000.00	2,748,675.00	4.651%
FEDERAL FARM CREDIT BANKS FUNDING CORP Piper Sandler	02/16/2022	---	02/16/2027	02/16/2027	3,000,000.00	2,999,286.00	2,782,983.00	4.505%
FEDERAL FARM CREDIT BANKS FUNDING CORP Piper Sandler	06/26/2023	---	06/21/2028	06/21/2028	4,000,000.00	3,963,160.00	3,937,900.00	4.279%
FEDERAL FARM CREDIT BANKS FUNDING CORP Piper Sandler	10/15/2020	04/13/2024	10/15/2024	10/15/2024	3,000,000.00	3,000,000.00	2,922,282.00	5.320%
FEDERAL HOME LOAN BANKS Alamo Capital	09/30/2021	06/30/2024	09/30/2026	09/30/2026	3,000,000.00	3,000,000.00	2,743,194.00	4.663%
FEDERAL HOME LOAN BANKS Alamo Capital	09/13/2022	---	06/14/2024	06/14/2024	1,190,000.00	1,182,431.60	1,184,451.03	5.339%
FEDERAL HOME LOAN BANKS Alamo Capital	04/09/2021	05/18/2024	11/18/2024	11/18/2024	3,000,000.00	2,989,263.00	2,908,092.00	5.260%

Monthly Investment Portfolio Report

AGG- General Fund (213428)

As of 03/31/2024

Dated: 04/09/2024

Description, Broker	Settle Date	Next Call Date	Effective Maturity	Final Maturity	PAR Value	Original Cost	Market Value	Yield to Maturity
FEDERAL HOME LOAN BANKS Alamo Capital	12/30/2021	---	12/30/2024	12/30/2024	3,000,000.00	3,000,005.00	2,918,223.00	5.237%
FEDERAL HOME LOAN BANKS US Wealth GF	12/30/2020	04/13/2024	12/30/2025	12/30/2025	3,000,000.00	3,000,000.00	2,783,613.00	4.862%
FEDERAL HOME LOAN BANKS US Wealth GF	09/30/2021	06/30/2024	09/30/2026	09/30/2026	3,000,000.00	3,000,000.00	2,744,589.00	4.664%
FEDERAL HOME LOAN BANKS US Wealth GF	04/29/2022	04/29/2024	04/29/2027	04/29/2027	3,000,000.00	3,000,000.00	2,879,025.00	4.484%
FEDERAL HOME LOAN BANKS US Wealth GF	06/23/2022	04/13/2024	06/23/2026	06/23/2026	3,000,000.00	3,000,000.00	2,947,170.00	5.051%
FEDERAL HOME LOAN BANKS US Wealth GF	02/28/2023	02/28/2025	02/28/2028	02/28/2028	3,000,000.00	2,999,250.00	2,969,112.00	5.293%
FEDERAL HOME LOAN BANKS US Wealth GF	06/23/2023	---	06/09/2028	06/09/2028	5,000,000.00	4,986,500.00	4,946,675.00	4.279%
FEDERAL HOME LOAN BANKS US Wealth GF	06/28/2021	06/30/2024	09/30/2024	09/30/2024	3,000,000.00	3,000,000.00	2,927,223.00	5.355%
FEDERAL HOME LOAN BANKS Piper Sandler	02/17/2021	05/17/2024	02/17/2026	02/17/2026	3,000,000.00	3,000,000.00	2,775,768.00	4.824%
FEDERAL HOME LOAN BANKS Piper Sandler	09/30/2021	06/30/2024	09/30/2026	09/30/2026	3,000,000.00	3,000,000.00	2,745,285.00	4.664%
FEDERAL HOME LOAN BANKS Piper Sandler	09/30/2021	06/30/2024	09/30/2026	09/30/2026	3,000,000.00	3,000,000.00	2,743,194.00	4.663%
FEDERAL HOME LOAN BANKS Piper Sandler	04/25/2022	07/25/2024	07/25/2025	07/25/2025	3,000,000.00	3,000,000.00	2,964,126.00	4.992%
FEDERAL HOME LOAN BANKS Piper Sandler	04/22/2021	---	04/29/2024	04/29/2024	3,000,000.00	3,000,000.00	2,988,165.00	5.121%
FEDERAL HOME LOAN BANKS Piper Sandler	02/26/2021	05/26/2024	11/26/2024	11/26/2024	3,000,000.00	3,000,000.00	2,905,362.00	5.238%
FEDERAL HOME LOAN BANKS Piper Sandler	01/31/2024	---	01/15/2027	01/15/2027	3,000,000.00	2,999,640.00	2,969,916.00	4.510%
FEDERAL HOME LOAN BANKS Stifel	04/24/2023	04/24/2024	04/24/2028	04/24/2028	3,000,000.00	3,000,000.00	2,957,418.00	5.261%
FEDERAL HOME LOAN BANKS Stifel	03/30/2021	06/30/2024	09/30/2024	09/30/2024	2,000,000.00	2,000,000.00	1,952,548.00	5.356%
FEDERAL HOME LOAN BANKS Stifel	02/25/2021	05/25/2024	11/25/2024	11/25/2024	3,000,000.00	3,000,000.00	2,906,673.00	5.240%
FEDERAL HOME LOAN BANKS Stifel	02/28/2024	05/28/2024	02/28/2029	02/28/2029	3,000,000.00	3,000,000.00	2,997,264.00	5.770%
FEDERAL HOME LOAN BANKS Stifel	03/28/2024	03/28/2025	03/28/2029	03/28/2029	3,000,000.00	3,000,000.00	2,996,406.00	5.278%
FEDERAL HOME LOAN MORTGAGE CORP Alamo Capital	09/30/2020	06/30/2024	09/30/2025	09/30/2025	3,000,000.00	3,000,000.00	2,806,047.00	4.916%
FEDERAL HOME LOAN MORTGAGE CORP Alamo Capital	05/12/2022	05/12/2024	11/12/2024	11/12/2024	3,000,000.00	3,000,000.00	2,957,934.00	5.325%
FEDERAL HOME LOAN MORTGAGE CORP US Wealth GF	08/20/2020	08/20/2024	08/20/2025	08/20/2025	3,000,000.00	3,000,000.00	2,827,407.00	4.954%
FEDERAL HOME LOAN MORTGAGE CORP Piper Sandler	06/25/2020	06/25/2024	06/25/2025	06/25/2025	3,000,000.00	3,000,000.00	2,846,928.00	4.998%
FEDERAL HOME LOAN MORTGAGE CORP Piper Sandler	08/26/2020	05/26/2024	08/26/2024	08/26/2024	3,000,000.00	3,000,000.00	2,942,277.00	5.312%
FEDERAL HOME LOAN MORTGAGE CORP Stifel	05/26/2022	05/26/2024	05/26/2027	05/26/2027	3,000,000.00	3,000,000.00	2,949,318.00	5.430%
FEDERAL HOME LOAN MORTGAGE CORP Stifel	05/03/2023	05/03/2024	05/03/2027	05/03/2027	3,000,000.00	3,000,000.00	2,988,345.00	5.486%
FEDERAL HOME LOAN MORTGAGE CORP Stifel	11/30/2020	---	05/30/2024	05/30/2024	3,000,000.00	3,000,000.00	2,975,409.00	5.234%
FEDERAL HOME LOAN MORTGAGE CORP Stifel	10/28/2020	04/28/2024	10/28/2024	10/28/2024	3,000,000.00	3,000,000.00	2,917,296.00	5.294%
FEDERAL NATIONAL MORTGAGE ASSOCIATION Alamo Capital	08/25/2020	---	08/25/2025	08/25/2025	3,000,000.00	2,985,965.00	2,816,052.00	4.944%
FEDERAL NATIONAL MORTGAGE ASSOCIATION US Wealth GF	07/15/2020	07/15/2024	07/15/2025	07/15/2025	3,000,000.00	3,000,000.00	2,842,029.00	4.980%

Monthly Investment Portfolio Report

AGG- General Fund (213428)

As of 03/31/2024

Dated: 04/09/2024

Description, Broker	Settle Date	Next Call Date	Effective Maturity	Final Maturity	PAR Value	Original Cost	Market Value	Yield to Maturity
FEDERAL NATIONAL MORTGAGE ASSOCIATION US Wealth GF	08/12/2020	05/12/2024	08/12/2025	08/12/2025	3,000,000.00	3,000,000.00	2,827,167.00	4.963%
FEDERAL NATIONAL MORTGAGE ASSOCIATION US Wealth GF	12/16/2020	---	06/14/2024	06/14/2024	3,000,000.00	3,001,500.00	2,969,730.00	5.266%
FEDERAL NATIONAL MORTGAGE ASSOCIATION Piper Sandler	12/14/2020	---	06/14/2024	06/14/2024	3,000,000.00	3,000,000.00	2,969,730.00	5.266%
FEDERAL NATIONAL MORTGAGE ASSOCIATION Stifel	01/23/2024	01/17/2025	01/17/2029	01/17/2029	3,000,000.00	3,000,000.00	2,980,410.00	5.154%
---	---	---	02/26/2026	02/26/2026	145,190,000.00	145,067,905.60	140,082,831.03	4.990%

CORP

Description, Broker	Settle Date	Next Call Date	Effective Maturity	Final Maturity	PAR Value	Original Cost	Market Value	Yield to Maturity
APPLE INC Alamo Capital	09/16/2019	08/11/2024	09/11/2024	09/11/2024	1,000,000.00	990,552.00	984,035.00	5.430%
APPLE INC US Wealth GF	01/27/2021	08/11/2024	09/11/2024	09/11/2024	3,000,000.00	3,150,000.00	2,952,105.00	5.430%
APPLE INC Stifel	09/24/2020	04/11/2025	05/11/2025	05/11/2025	2,000,000.00	2,055,740.00	1,912,520.00	5.207%
APPLE INC Stifel	03/26/2021	01/08/2026	02/08/2026	02/08/2026	1,000,000.00	986,200.00	926,751.00	4.870%
APPLE INC Stifel	06/21/2022	11/09/2026	02/09/2027	02/09/2027	3,000,000.00	2,953,920.00	2,894,418.00	4.677%
BANK OF NEW YORK MELLON CORP Alamo Capital	05/06/2020	03/24/2025	04/24/2025	04/24/2025	1,000,000.00	1,020,005.00	962,216.00	5.279%
BERKSHIRE HATHAWAY FINANCE CORP Stifel	02/24/2023	02/15/2027	03/15/2027	03/15/2027	3,000,000.00	2,778,750.00	2,819,325.00	4.495%
EXXON MOBIL CORP US Wealth GF	08/11/2022	12/01/2025	03/01/2026	03/01/2026	3,000,000.00	2,976,180.00	2,905,482.00	4.777%
EXXON MOBIL CORP Stifel	12/15/2022	12/01/2025	03/01/2026	03/01/2026	2,000,000.00	1,928,640.00	1,936,988.00	4.777%
GUARDIAN LIFE GLOBAL FUNDING US Wealth GF	03/03/2023	---	11/19/2027	11/19/2027	3,000,000.00	2,522,160.00	2,639,415.00	4.896%
JOHN DEERE CAPITAL CORP Alamo Capital	02/08/2021	---	01/15/2026	01/15/2026	3,000,000.00	3,000,000.00	2,782,872.00	4.965%
JOHN DEERE CAPITAL CORP Alamo Capital	04/18/2023	---	03/09/2027	03/09/2027	2,000,000.00	1,829,101.63	1,833,000.00	4.826%
JOHNSON & JOHNSON Piper Sandler	03/28/2024	10/15/2027	01/15/2028	01/15/2028	3,000,000.00	2,844,090.00	2,842,008.00	4.422%
MASTERCARD INC Stifel	03/08/2024	01/26/2027	03/26/2027	03/26/2027	3,000,000.00	2,903,490.00	2,885,412.00	4.683%
MICROSOFT CORP Stifel	02/10/2021	08/03/2025	11/03/2025	11/03/2025	3,000,000.00	3,337,530.00	2,920,356.00	4.874%
NEW YORK LIFE GLOBAL FUNDING US Wealth GF	03/08/2024	---	01/29/2029	01/29/2029	5,000,000.00	4,990,150.00	4,940,925.00	4.977%
PROCTER & GAMBLE CO US Wealth GF	02/24/2023	---	01/26/2028	01/26/2028	3,000,000.00	2,951,160.00	2,949,198.00	4.435%
TOYOTA MOTOR CREDIT CORP Alamo Capital	07/18/2022	---	04/14/2025	04/14/2025	2,044,000.00	2,035,824.00	2,006,038.83	5.254%
TOYOTA MOTOR CREDIT CORP Alamo Capital	04/18/2023	---	04/06/2028	04/06/2028	2,000,000.00	1,799,880.37	1,792,902.00	4.761%
TOYOTA MOTOR CREDIT CORP Alamo Capital	10/21/2019	---	10/07/2024	10/07/2024	1,500,000.00	1,499,994.00	1,473,636.00	5.458%
WALMART INC Stifel	06/18/2020	10/15/2024	12/15/2024	12/15/2024	2,000,000.00	2,173,300.00	1,964,944.00	5.186%
---	---	---	09/29/2026	09/29/2026	51,544,000.00	50,726,666.99	49,324,546.83	4.889%

Monthly Investment Portfolio Report

AGG- General Fund (213428)

As of 03/31/2024

Dated: 04/09/2024

US GOV

Description, Broker	Settle Date	Next Call Date	Effective Maturity	Final Maturity	PAR Value	Original Cost	Market Value	Yield to Maturity
UNITED STATES TREASURY US Wealth GF	11/17/2023	---	11/15/2028	11/15/2028	3,000,000.00	2,815,781.25	2,857,031.25	4.270%
UNITED STATES TREASURY Piper Sandler	05/15/2023	---	05/31/2027	05/31/2027	3,000,000.00	2,901,780.00	2,842,968.75	4.410%
UNITED STATES TREASURY Piper Sandler	08/17/2023	---	07/31/2028	07/31/2028	3,000,000.00	2,974,080.00	2,982,187.50	4.275%
UNITED STATES TREASURY Piper Sandler	12/21/2023	---	04/30/2028	04/30/2028	3,000,000.00	2,943,984.38	2,910,000.00	4.308%
UNITED STATES TREASURY Piper Sandler	01/31/2024	---	01/31/2029	01/31/2029	4,000,000.00	4,007,192.00	3,959,375.00	4.233%
UNITED STATES TREASURY Stifel	09/01/2023	---	07/15/2026	07/15/2026	3,000,000.00	2,997,726.30	2,995,312.50	4.570%
UNITED STATES TREASURY ---	---	---	03/08/2028	03/08/2028	19,000,000.00	18,640,543.93	18,546,875.00	4.339%

MMFUND

Description, Broker	Settle Date	Next Call Date	Effective Maturity	Final Maturity	PAR Value	Original Cost	Market Value	Yield to Maturity
INSURED BANK PROGRAM MONEY MARKET FDIC Stifel	---	---	03/31/2024	03/31/2024	59,101.37	59,101.37	59,101.37	---
LAIF Money Market Fund LAIF - GF	---	---	03/31/2024	03/31/2024	17,475,551.92	17,475,551.92	17,475,551.92	---
---	---	---	03/31/2024	03/31/2024	17,534,653.29	17,534,653.29	17,534,653.29	---

MUNI

Description, Broker	Settle Date	Next Call Date	Effective Maturity	Final Maturity	PAR Value	Original Cost	Market Value	Yield to Maturity
CALIFORNIA ST UNIV REV Alamo Capital	09/09/2022	---	11/01/2026	11/01/2026	1,000,000.00	909,590.00	918,000.00	4.526%
EL CAJON CALIF US Wealth GF	02/08/2021	---	04/01/2024	04/01/2024	300,000.00	302,583.00	300,000.00	0.923%
HEMET CALIF UNI SCH DIST Alamo Capital	12/12/2023	---	08/01/2028	08/01/2028	1,105,000.00	967,062.85	976,366.95	4.566%
MONTEREY PK CALIF PENSION OBLIG US Wealth GF	02/16/2021	---	06/01/2025	06/01/2025	400,000.00	403,156.00	380,456.00	5.227%
MONTEREY PK CALIF PENSION OBLIG US Wealth GF	02/16/2021	---	06/01/2024	06/01/2024	550,000.00	552,255.00	545,930.00	4.881%
SAN FRANCISCO CALIF MUN TRANSN AGY REV Alamo Capital	09/14/2023	---	03/01/2028	03/01/2028	1,200,000.00	1,028,748.00	1,051,224.00	4.805%
UNIVERSITY CALIF REVS Alamo Capital	06/23/2023	03/15/2027	05/15/2027	05/15/2027	5,000,000.00	4,486,800.00	4,521,850.00	4.632%
YOSEMITE CALIF CMNTY COLLEGE DIST Alamo Capital	12/12/2023	---	08/01/2027	08/01/2027	3,025,000.00	2,786,872.00	2,806,141.25	4.435%
---	---	---	04/08/2027	04/08/2027	12,580,000.00	11,437,066.85	11,499,968.20	4.520%

AGCY DISC

Description, Broker	Settle Date	Next Call Date	Effective Maturity	Final Maturity	PAR Value	Original Cost	Market Value	Yield to Maturity
FEDERAL HOME LOAN BANKS US Wealth GF	11/17/2023	---	05/10/2024	05/10/2024	3,000,000.00	2,925,041.67	2,982,816.00	5.020%
FEDERAL HOME LOAN BANKS US Wealth GF	11/17/2023	---	05/10/2024	05/10/2024	3,000,000.00	2,925,041.67	2,982,816.00	5.020%

Monthly Investment Portfolio Report

As of 03/31/2024

AGG- General Fund (213428)

Dated: 04/09/2024

CD

Description, Broker	Settle Date	Next Call Date	Effective Maturity	Final Maturity	PAR Value	Original Cost	Market Value	Yield to Maturity
Ally Bank Piper Sandler	06/02/2022	---	06/02/2026	06/02/2026	245,000.00	245,000.00	236,810.63	4.728%
Capital One Bank (USA), National Association Piper Sandler	06/08/2022	---	06/08/2027	06/08/2027	245,000.00	245,000.00	235,246.30	4.498%
Capital One, National Association Piper Sandler	06/08/2022	---	06/08/2027	06/08/2027	245,000.00	245,000.00	235,246.30	4.498%
Discover Bank Piper Sandler	06/07/2022	---	06/07/2027	06/07/2027	245,000.00	245,000.00	235,247.04	4.500%
JPMorgan Chase Bank, National Association Alamo Capital	02/08/2021	07/16/2024	01/16/2026	01/16/2026	250,000.00	250,000.00	231,341.25	4.953%
Morgan Stanley Bank, N.A. Piper Sandler	06/09/2022	---	06/09/2027	06/09/2027	245,000.00	245,000.00	234,516.94	4.498%
Morgan Stanley Private Bank, National Association Piper Sandler	06/09/2022	---	06/09/2027	06/09/2027	245,000.00	245,000.00	234,516.94	4.498%
---	---	---	02/04/2027	02/04/2027	1,720,000.00	1,720,000.00	1,642,925.41	4.595%

CASH

Description, Broker	Settle Date	Next Call Date	Effective Maturity	Final Maturity	PAR Value	Original Cost	Market Value	Yield to Maturity
Cash Stifel	---	---	03/31/2024	03/31/2024	-59,100.00	-59,100.00	-59,100.00	0.000%
Cash Stifel	---	---	03/31/2024	03/31/2024	-59,100.00	-59,100.00	-59,100.00	0.000%

Summary

Description, Broker	Settle Date	Next Call Date	Effective Maturity	Final Maturity	PAR Value	Original Cost	Market Value	Yield to Maturity
---	---	---	04/28/2026	04/28/2026	250,509,553.29	247,992,778.33	241,555,515.76	4.888%

* Grouped by: Security Type. * Groups Sorted by: Ending Market Value + Accrued. * Filtered By: Description ≠ "Receivable". * Weighted by: Ending Market Value + Accrued.

DESERT WATER AGENCY
Statement of Cash Receipts and Expenditures
WASTEWATER FUND

Invested
Reserve Funds
1,558,330.34

BEGINNING BALANCE MARCH 1, 2024 **(42.19)**

Receipts

Accounts Receivable Other	-	
Customer Deposits-Construction	-	
Interest Earned-Invested Funds	-	
Wastewater Revenue	260,408.86	
Sewer Capacity Charges	-	
Miscellaneous	-	
TOTAL RECEIPTS	260,408.86	

Payments

Checks Under \$10k	18,429.56	
Checks Over \$10k	147,163.30	
Cancelled Checks and Fees	-	
TOTAL PAYMENTS (C/C)	165,592.86	

NET INCOME **94,816.00**

Invested Reserve Funds

Funds Matured (CIA)	-	
Funds Invested (C/I)	68,000.00	

NET TRANSFER **(68,000.00)** **68,000.00**

ENDING BALANCE MARCH 31, 2024 **26,773.81** **1,626,330.34**

DESERT WATER AGENCY
Wastewater Fund
Schedule #1 - Checks Over \$10,000



March 2024

Check #	Name	Description	Amount
3005	Coachella Valley Water District	Wastewater Revenue Billing for January 2024	\$ 73,575.77
3007	Coachella Valley Water District	Wastewater Revenue Billing for February 2024	\$ 73,587.53
Total			\$ 147,163.30

Security Type

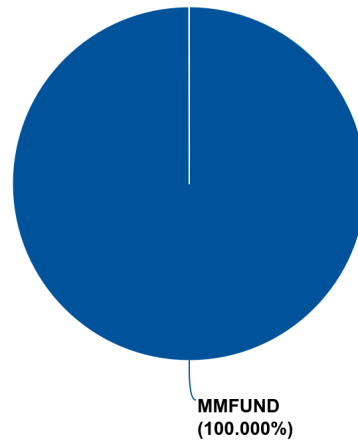


Chart calculated by: PAR Value

MMFUND

Description, Broker	Settle Date	Next Call Date	Effective Maturity	Final Maturity	PAR Value	Original Cost	Market Value	Yield to Maturity
LAIF Money Market Fund LAIF - WW	---	---	03/31/2024	03/31/2024	1,626,330.34	1,626,330.34	1,626,330.34	---
LAIF Money Market Fund LAIF - WW	---	---	03/31/2024	03/31/2024	1,626,330.34	1,626,330.34	1,626,330.34	---

* Grouped by: Security Type. * Groups Sorted by: Ending Market Value + Accrued. * Filtered By: Description ≠ "Receivable". * Weighted by: Ending Market Value + Accrued.

DESERT WATER AGENCY
Investment Portfolio Reporting Requirements

*as required by DWA Resolution 1301, Section VII
& California Government Code Section 53646*

as of
March 31, 2024

Statement of Compliance

The Desert Water Agency portfolio is in compliance with the Agency's investment policy and guidelines for investment of Agency funds as outlined in DWA Resolution 1301.

Statement of Agency's Ability to Meet Six-Month Expenditure Requirements

Desert Water Agency has the ability to meet its expenditure requirements for the next six months.

Description of Investments

Agency Bonds

Securities issued by a government-sponsored enterprise or by a federal government department other than the U.S. Treasury.

Bank Deposits

Agency funds on deposit in the General Fund, Operating Fund and Wastewater Fund active checking accounts for use in meeting the daily cash flow requirements of the Agency.

Certificate of Deposits (CD)

Interest bearing time deposit. FDIC insured up to \$250,000 per depositor, per FDIC-insured bank.

Corporate Notes

Debt securities issued by a for-profit company.

Money Market Funds

High quality, short-term debt instruments, cash and cash equivalents. Utilized for overnight holding of investment proceeds prior to reinvesting or transferring to Agency checking accounts.

Municipal Bonds

Fixed income securities issued by states, cities, counties, special districts and other governmental entities.

Treasury Notes

Fixed income securities issued by the federal government with maturities between two and ten years backed by the full faith and credit of the United States government.

Funds Managed by Contracted Parties - LAIF

The Desert Water Agency has contracted with the California Local Agency Investment Fund (LAIF) for investment of Agency funds. LAIF is a voluntary program created by Section 16429.1 et seq. of the California Government Code. LAIF is an investment alternative for California's local governments and special districts. This program offers local agencies the opportunity to participate in a major portfolio, which invests hundreds of millions of dollars, using the investment expertise of the state Treasurer's Office professional investment staff at no additional cost to the taxpayer or ratepayer. All Agency funds invested with LAIF are available for withdrawal upon demand and may not be altered, impaired or denied in any way (California Government Code Section 16429.4).

Market Value Source

Current market values are provided by Clearwater Analytics for all investment types other than LAIF. LAIF market values are recorded at PAR value.

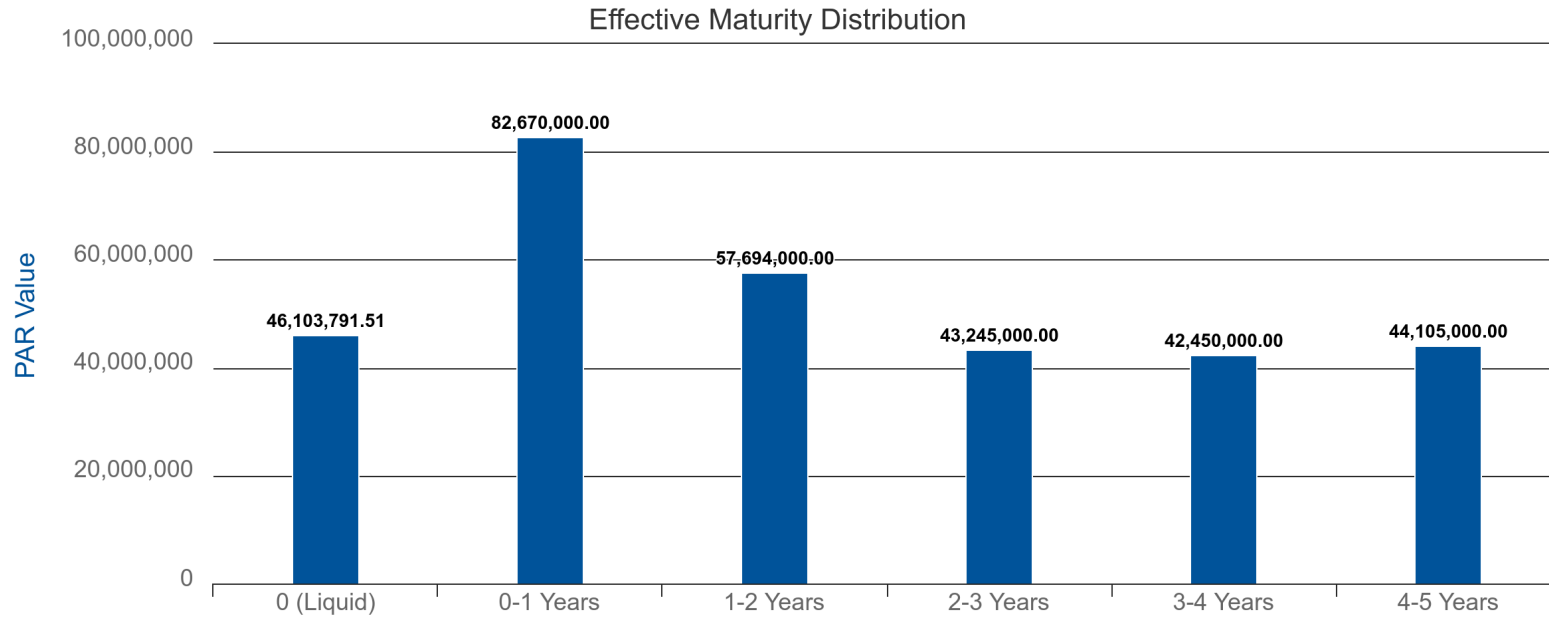
Esther Saenz
Finance Director
Desert Water Agency

Effective Maturity Distribution Summary

As of 03/31/2024

AGG-ALL (219610)

Dated: 04/09/2024



0 (Liquid)

DWA Fund	Account	Identifier	Description	Security Type	PAR Value	Ending Effective Maturity	Final Maturity
General Fund	---	---	---	MMFUND	17,534,653.29	03/31/2024	03/31/2024
Operating Fund	LAIF - OP	LAIFMMF	LAIF Money Market Fund	MMFUND	26,942,807.88	03/31/2024	03/31/2024
Wastewater Fund	LAIF - WW	LAIFMMF	LAIF Money Market Fund	MMFUND	1,626,330.34	03/31/2024	03/31/2024
---	---	---	---	MMFUND	46,103,791.51	03/31/2024	03/31/2024

0-1 Years

DWA Fund	Account	Identifier	Description	Security Type	PAR Value	Ending Effective Maturity	Final Maturity
General Fund	---	---	---	---	62,540,000.00	09/05/2024	09/05/2024
Operating Fund	US Wealth OP	---	---	---	20,130,000.00	07/01/2024	07/01/2024
---	---	---	---	---	82,670,000.00	08/20/2024	08/20/2024

1-2 Years

DWA Fund	Account	Identifier	Description	Security Type	PAR Value	Ending Effective Maturity	Final Maturity
General Fund	---	---	---	---	51,694,000.00	09/29/2025	09/29/2025
Operating Fund	US Wealth OP	---	---	AGCY BOND	6,000,000.00	06/22/2025	06/22/2025
---	---	---	---	---	57,694,000.00	09/19/2025	09/19/2025

Effective Maturity Distribution Summary

AGG-ALL (219610)

As of 03/31/2024

Dated: 04/09/2024

2-3 Years

DWA Fund	Account	Identifier	Description	Security Type	PAR Value	Ending Effective Maturity	Final Maturity
General Fund	---	---	---	---	42,245,000.00	11/27/2026	11/27/2026
Operating Fund	US Wealth OP	3130AP6M2	FEDERAL HOME LOAN BANKS	AGCY BOND	1,000,000.00	09/30/2026	09/30/2026
---	---	---	---	---	43,245,000.00	11/25/2026	11/25/2026

3-4 Years

DWA Fund	Account	Identifier	Description	Security Type	PAR Value	Ending Effective Maturity	Final Maturity
General Fund	---	---	---	---	34,450,000.00	08/26/2027	08/26/2027
Operating Fund	US Wealth OP	---	---	---	8,000,000.00	05/05/2027	05/05/2027
---	---	---	---	---	42,450,000.00	08/04/2027	08/04/2027

4-5 Years

DWA Fund	Account	Identifier	Description	Security Type	PAR Value	Ending Effective Maturity	Final Maturity
General Fund	---	---	---	---	42,105,000.00	10/02/2028	10/02/2028
Operating Fund	US Wealth OP	57629W6H8	MASSMUTUAL GLOBAL FUNDING II	CORP	2,000,000.00	06/14/2028	06/14/2028
---	---	---	---	---	44,105,000.00	09/27/2028	09/27/2028

Summary

Account	Identifier	Description	Security Type	PAR Value	Ending Effective Maturity	Final Maturity
---	---	---	---	316,267,791.51	01/11/2026	01/11/2026

* Grouped by: Effective Maturity Distribution -> DWA Fund. * Groups Sorted by: Effective Maturity Distribution -> DWA Fund. * Filtered By: Security Type not in "CASH". * Weighted by: Ending Market Value + Accrued.

DESERT WATER AGENCY
Monthly Investment Portfolio Report

Abbreviations & Definitions

Investment Type Abbreviations	
AGCY BOND	US Agency Obligation ¹
AGCY DISC	Discounted US Agency Obligation ^{1 & 8}
CORP	Medium Term Notes (Corporate Notes) ²
MMFUND	Local Agency Investment Fund (LAIF) ³ & Cash Funds in Transit ⁴
MUNI	Municipal Bonds/Local Agency Bonds ⁵
CD	Negotiable Certificates of Deposit ⁶
US GOV	U.S. Treasury notes, bills bonds or other certificates of indebtedness ⁷

Definitions	
Settle Date	The date of original purchase
Next Call Date	The next eligible date for the issuer to refund or call the bond or note
Effective Maturity	The most likely date that the bond will be called based on current market conditions
Final Maturity	The date the bond matures, DWA receives the full PAR value plus the final interest payment
PAR Value	The principal amount DWA will receive when a bond is either called or matures
Original Cost	The original cost to purchase the bond (includes premium/discount)
Market Value	The current value of the bond at current market rates
Yield to Maturity	The total anticipated return on a bond if the bond is held to maturity

NOTES:

- 1 DWA Investment Policy, Resolution 1301, Schedule 1, Item 2
- 2 DWA Investment Policy, Resolution 1301, Schedule 1, Item 14
- 3 DWA Investment Policy, Resolution 1301, Schedule 1, Item 9
- 4 Cash funds in transit are a result of maturities/calls/coupon payments that are held in the Agency's money market account with the broker/custodian until transferred to the Agency's bank. DWA Investment Policy, Resolution 1301, Schedule 1, Item 15
- 5 DWA Investment Policy, Resolution 1301, Schedule 1, Item 3
- 6 DWA Investment Policy, Resolution 1301, Schedule 1, Item 10
- 7 DWA Investment Policy, Resolution 1301, Schedule 1, Item 1
- 8 US Agency Obligation that does not bear an interest rate, but purchased at a discount, held to maturity and redeemed at PAR.

DESERT WATER AGENCY - OPERATING FUND
COMPARATIVE EARNINGS STATEMENT

MONTH 23-24 MARCH	-----THIS MONTH-----			-----FISCAL YEAR TO DATE-----			-----VARIANCE-----	
	THIS YEAR	LAST YEAR	BUDGET	THIS YEAR	LAST YEAR	BUDGET	YTD	PCT
OPERATING REVENUES								
WATER SALES	2,826,558.64	2,433,511.13	2,940,500.00	30,082,277.22	29,306,565.36	31,454,400.00	-1,372,122.78	-4%
RECYCLED WATER SALES	33,789.59	43,996.92	70,600.00	704,267.76	678,632.06	730,300.00	-26,032.24	-4%
POWER SALES	0.00	0.00	4,700.00	87,311.45	32,741.53	42,300.00	45,011.45	106%
OTHER OPER REVENUE	245,083.09	210,884.39	206,050.00	1,900,189.66	1,894,423.37	1,847,250.00	52,939.66	3%
TOTAL OPER REVENUE	3,105,431.32	2,688,392.44	3,221,850.00	32,774,046.09	31,912,362.32	34,074,250.00	-1,300,203.91	-4%
OPERATING EXPENSES								
SOURCE OF SUPPLY EXP	1,099,882.44	924,218.94	1,261,490.00	4,789,988.77	4,362,091.36	5,185,710.00	-395,721.23	-8%
PUMPING EXPENSE	276,552.21	322,281.15	369,360.00	4,250,550.08	3,828,749.79	4,325,840.00	-75,289.92	-2%
REGULATORY WATER TREAT	64,127.97	53,300.94	87,770.00	869,746.49	722,160.26	789,930.00	79,816.49	10%
TRANS & DIST EXPENSE	210,596.20	252,020.02	372,160.00	2,566,738.48	2,495,156.16	3,349,440.00	-782,701.52	-23%
CUSTOMER ACT EXPENSE	103,886.99	104,781.81	108,160.00	846,306.36	857,765.04	975,180.00	-128,873.64	-13%
ADMIN & GEN EXPENSE	657,649.36	1,153,360.49	1,218,230.00	10,551,750.31	10,659,866.01	12,377,150.00	-1,825,399.69	-15%
REGULATORY EXPENSE	51,378.11	42,746.88	40,430.00	461,503.84	277,671.65	358,830.00	102,673.84	29%
SNOW CREEK HYDRO EXP	5,371.16	21,764.33	6,410.00	64,263.82	52,483.39	57,690.00	6,573.82	11%
RECYCLED WATER PLNT EXP	79,145.11	136,849.10	188,050.00	732,952.51	819,530.14	1,697,490.00	-964,537.49	-57%
SUB-TOTAL	2,548,589.55	3,011,323.66	3,652,060.00	25,133,800.66	24,075,473.80	29,117,260.00	-3,983,459.34	-14%
OTHER OPER EXPENSES								
DEPRECIATION	0.00	514,107.50	0.00	3,191,432.83	4,687,404.33	3,447,000.00	-255,567.17	-7%
SERVICES RENDERED	14,134.87	19,502.75	13,000.00	202,999.67	117,716.52	117,000.00	85,999.67	74%
DIR & INDIR CST FOR WO	-173,192.76	-258,310.90	-274,450.00	-2,283,253.48	-2,188,801.48	-2,470,050.00	186,796.52	-8%
TOTAL OPER EXPENSES	2,389,531.66	3,286,623.01	3,390,610.00	26,244,979.68	26,691,793.17	30,211,210.00	-3,966,230.32	-13%
NET INCOME FROM OPERATIONS	715,899.66	-598,230.57	-168,760.00	6,529,066.41	5,220,569.15	3,863,040.00	2,666,026.41	69%
NON-OPERATING INCOME (NET)								
RENTS	4,061.24	4,007.58	16,750.00	36,175.54	47,635.93	150,750.00	-114,574.46	-76%
INTEREST REVENUES	135,639.36	91,640.16	110,000.00	1,153,980.17	711,217.34	990,000.00	163,980.17	17%
OTHER FUNDS	0.00	-5,815.38	0.00	0.00	-5,822.88	0.00	0.00	0%
INVESTMENT AMORT.	0.00	21,876.00	0.00	244,789.45	21,876.00	0.00	244,789.45	0%
OTHER REVENUES	2,170.00	0.00	0.00	1,738,085.11	140,769.28	0.00	1,738,085.11	0%
GAINS ON RETIREMENT	0.00	0.00	5,200.00	0.00	0.00	36,400.00	-36,400.00	-100%
DISCOUNTS	0.00	0.00	75.00	0.00	1,410.54	675.00	-675.00	-100%
PR. YEAR EXPENSES	0.00	0.00	0.00	5,839.18	7,228.01	0.00	5,839.18	0%
OTHER EXPENSES	0.00	0.00	-2,090.00	0.00	-16,517.50	-18,810.00	18,810.00	-100%
LOSS ON RETIREMENTS	0.00	0.00	-8,900.00	0.00	-189.54	-80,100.00	80,100.00	-100%
TOTAL NON-OPER INCOME	141,870.60	111,708.36	121,035.00	3,178,869.45	907,607.18	1,078,915.00	2,099,954.45	195%
TOTAL NET INCOME	857,770.26	-486,522.21	-47,725.00	9,707,935.86	6,128,176.33	4,941,955.00	4,765,980.86	96%

DESERT WATER AGENCY
OPERATING FUND
WATER CONSUMPTION

QUARTER ENDING MARCH 2024

	THIS QUARTER			FISCAL YEAR TO DATE		
	LAST YEAR	THIS YEAR	% UP (DOWN)	LAST YEAR	THIS YEAR	% UP (DOWN)
WATER REVENUE	\$7,436,612	\$8,167,676	10	\$29,306,565	\$30,076,047	3
TOTAL CONSUMPTION (100 CU FT)	2,126,672	2,138,164	1	9,219,247	9,237,922	0
AVERAGE CONSUMPTION PER CONSUMER (100 CU FT)	91	91	0	393	392	0
NUMBER OF CONNECTIONS	14	18 [*]		23,472	23,561 ^C	0

* = ADDED THIS QUARTER

C = TOTAL ACTIVE MARCH 2024

GENERAL MANAGER'S REPORT APRIL 16, 2024

EPA Announces National Regulation for PFAS

On April 10, the U.S. Environmental Protection Agency announced a new national maximum contaminant level (MCL) of 4.0 parts per trillion (ppt) for PFOA and PFOS as individual contaminants and a standard of 10 ppt for three other chemicals — PFNA, PFHxs, and HFPO-DA (commonly referred to as GenXChemicals).

In response to the EPA announcement, ACWA put out the following advisory notification:

“... This enforceable rule requires public water systems to monitor for these PFAS, notify the public of the levels of these PFAS and reduce the levels of these PFAS in drinking water if they exceed the MCL. Utilities will have five years to come into compliance with the rule.

ACWA previously supported EPA's efforts to address PFAS contamination and protect public health through setting drinking water standards that are based on sound science and robust analysis. Unfortunately, the MCL is not feasible because the anticipated costs of complying are not adequately captured under EPA's cost assessment.”

“... ACWA encouraged EPA to take more proactive measures to identify sources of PFAS and limit their discharges, as prevention is more cost-effective than attempting to clean up pollution. ACWA also stressed the importance of maintaining the “polluter pays” principle under the Comprehensive Environmental Response, Compensation, and Liability Act (CERCLA). Under this principle the entities responsible for PFAS pollution are held accountable for costs associated with cleanup, not water ratepayers.”

The Agency also supports the “polluter pays” principle and in August 2023 sent letters to Senators Feinstein and Padilla, encouraging them to support this principle.

A known source of PFOA/PFOS is aqueous film forming foams (AFFF) used for fire suppression at airports. Palm Springs airport is listed as an airport that has used these foams, and in 2019/2020, the Agency was ordered to sample for PFOA/PFOS at domestic wells located near the airport (14 total). All of these samples were non-detect.

In March 2024, the Agency received an Issuance of General Order from the State Water Resources Control Board – Department of Drinking Water, requiring the Agency to test for PFAS chemicals at all active and stand-by wells (27 total). All samples must be completed by August 31, 2026.

Pipeline Replacements Construction Progress Update

The following summary provides a status update on the pipeline replacement projects currently under construction:

2021/2022 Replacement Pipelines:

- Ramon Frontage Road: Between Compadre and the east end (600 L.F. of 12")
- Compadre Road: Between Ramon Road and East Via Vaquero (620 L.F. of 8")
- Camino Parocella: Between Calle Santa Cruz and Vella Road (700 L.F. of 8")

All water main and service installations are complete, to include pressure and disinfection testing, and customers are now served by the new main. New hydrants will be installed across Ramon Road once the City of Palm Springs Storm Drain Project is completed.

- East Calle de Carlos: Between Vella Road and Calle Santa Cruz (700 L.F. of 8")
- East Camino San Simeon: Between Vella Road and Calle Santa Cruz (700 L.F. of 8")
- East Camino Miguel: Between Vella Road and Calle Santa Cruz (700 L.F. of 8")
- East Sunny Dunes: Between Vella Road and Calle Santa Cruz (700 L.F. of 8")
- Calle Santa Cruz: Between East Sunny Dunes and East Camino Parocela (700 L.F. of 8")
- South Broadmoor Drive: Between E. Palm Canyon Drive and Waverly Drive (400 L.F. of 8")
- Waverly Drive: Between South Broadmoor Drive and South Brentwood Drive (300 L.F. of 8")

All water mains, services, and hydrants have been installed. Contractor started pressure testing on April 11. Once pressure testing is complete, the contractor will disinfect. Final work to supply service to customers from the new mains is anticipated to commence the week of April 22.

Water main installation is expected to commence in the Luring Sands Tract beginning the week of April 15. Once completed in this tract, the contractor will proceed to the Sunmore Estates Tract, and East Via Altamira between North Avenida Caballeros and North Hermosa Drive.

30" Avenida Caballeros Pipeline Replacement:

The Contractor completed pre-construction work for Avenida Caballeros between Ramon Road and Tahquitz Canyon Way the week of April 8, and water main installation is scheduled to commence April 15, near the Ramon Road intersection.

Desert Water Agency Spring Tour

The Desert Water Agency Spring tour is scheduled for April 24, 2024. The tours are open to the public, with morning and afternoon sessions available. Registrations are coming in, and the deadline to RSVP is April 12. We anticipate full buses!

The tours will visit the following sites:

- **Well 39**
Presenters: Maya Lopez (exterior of the well) and Warren Pennington (inside the well)
- **Palisades Reservoir**
Presenter: Adrian Biggs
- **Recycled Water Plant**
Presenter: Emmanuel Sarpong
- **Laboratory**
Presenter: Paul Monroy

While on the bus traveling from location to location, attendees will learn about DWA's history, water supplies, conservation and more.

Desert Water Agency Board Meeting Cancellation

The May 7, 2024, Regular Board meeting will be cancelled due to lack of quorum (conflict with the ACWA Spring conference).

SYSTEM LEAK DATA 2024

Mar 26, 2024 - Apr 7, 2024

Street Name	Number of Leaks	Pipe Diameter (inches)	Install Date	Material	Coating/Linning	Planned Replacement
SUNNY DUNES RD	5	6"	1946	Steel - SP	UL	2021/2022
VIA ALTAMIRA	2	4"	1954	Steel - SP	UL	2021/2022
AVENIDA CABALLEROS	2	14"	1953	Steel - SP	UL	2020/2021
CAMINO REAL	2	12"	1953	Steel - SP	UL	
FRANCIS DR	2	8"	1957	Steel - SP	UL	
CYPRESS RD	2	4"	1957	Steel - SP	UL	
PATENCIO RD	1	4"	1954	Steel - SP	UL	W2024
CAMINO SAN MIGUEL	1	4"	1946	Steel - SP	UL	2021/2022
ARABY DR	1	8"	1955	Steel - SP	UL	
RIM RD	1	4"	1956	Steel - SP	UL	
LA VERNE WY	1	10"	1956	Steel - SP	UL	
PALISADES DR	1	4"	1958	Steel - SP	UL	
PATENCIO RD	1	6"	1950	Steel - SP	UL	
RAMON RD	1	6"	1955	Steel - SP	UL	
CAMINO PAROCELA	1	6"	1951	Steel - SP	UL	
CALLE ROCA, CALLE CHIA	1	4"	1954	Steel - SP	UL	
PALM CANYON DR S	1	10"	1938	Steel - SP	UL	
MCMANUS DR	1	4"	1946	Steel - SP	UL	
CALLE TOMAS	1	4"	1958	Steel - SP	UL	
DESERT WY	1	4"	1956	Steel - SP	UL	
SANTA ROSA DR	1	4"	1936	Steel - SP	UL	
INDIAN CANYON DR	1	8"	1938	Steel - SP	UL	
FARRELL DR	1	6"	1958	Steel - SP	UL	

Total Leaks In System
32

Planned Replacement

- 2020/2021
- 2021/2022
- Winter 2024

SYSTEM INFORMATION

Oldest Pipe in the System (Year of Installation): 1935, 89 years old
 Average Year of Installation of Unlined Steel Pipe (Systemwide): 1953, 71 years old
Total Length of Unlined Pipe Systemwide (Linear Feet): 262,196 ft
 *Average Length of Pipe Replaced Annually (Linear Feet): 15,000 ft
***Projected Time Frame for 100% Replacement of Unlined Steel Pipe: 16 years**
 Year Agency Transitioned to Cement Lined Steel Pipe: 1960

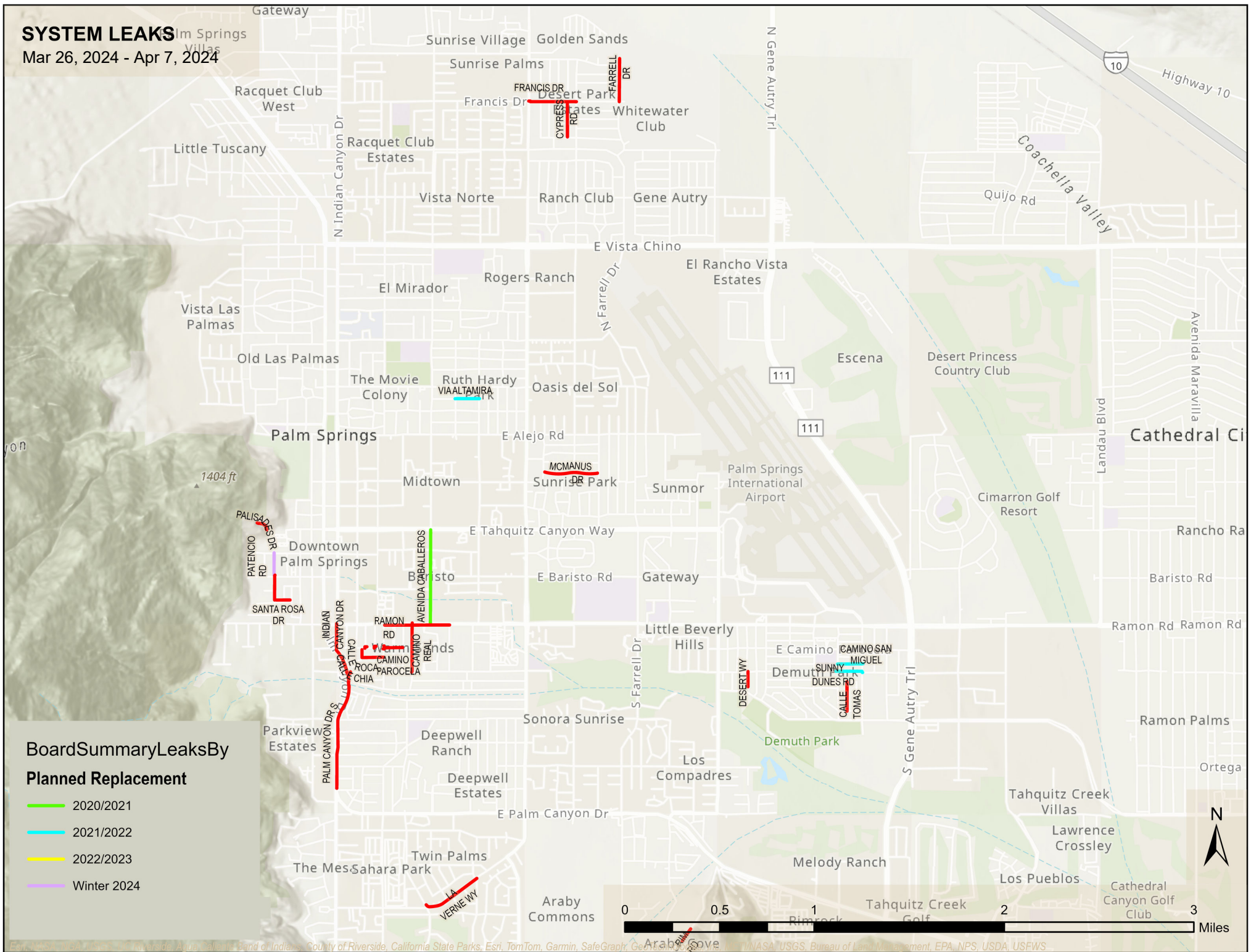
*Please note this figure represents the average linear footage of pipeline replaced annually given an average annual budget of \$3 million

SYSTEM LEAKS

Mar 26, 2024 - Apr 7, 2024

Board Summary Leaks By Planned Replacement

- 2020/2021
- 2021/2022
- 2022/2023
- Winter 2024



Human Resource's Meetings and Activities

Meetings:

03/19/2024	DWA Board Meeting	DWA Offices
03/25/2024	DWA Staff Meeting	DWA Offices
03/28/2024	DWA Budget Meeting	DWA Offices
04/01/2024	DWA Staff Meeting	DWA Offices
04/02/2024	DWA Board Meeting	DWA Offices
04/08/2024	DWA Staff Meeting	DWA Offices

Activities:

03/19/2024	Conducted New Employee Orientation	Virtual Meeting
03/20/2024	Tyler Implementation Meeting	Virtual Meeting
03/21/2024	Tyler Implementation Meeting	Virtual Meeting
03/25/2024	Conducted New Employee Orientation	DWA Offices
03/26/2024	Lincoln Financial Onsite to Meet with Staff	DWA Offices
04/02/2024	Tyler Implementation Meeting	Virtual Meeting
04/04/2024	Tyler Implementation Meeting	Virtual Meeting

General Manager's Meetings and Activities

Meetings:

04/02/24	Temetra Training	Conf Call
04/03/24	DCP Participation Meeting (Tate/Saenz)	Conf Call
04/04/24	Tribal Mediation Technical Group Meeting	Conf Call
04/08/24	Staff Department Heads Weekly Meeting	DWA
04/08/24	Tribal Mediation Small Group Meeting	Conf Call
04/09/24	Technology Transformation Coordination Meeting	DWA
04/11/24	Executive Committee Meeting	DWA
04/11/24	Tribal Mediation Technical Group Meeting	Conf Call
04/12/24	Sites Joint Budget/Finance Committee Meeting	Conf Call
04/15/24	SWC Class 8 Quarterly Meeting	Conf Call
04/15/24	Staff Department Heads Weekly Meeting	DWA
04/15/24	Tribal Mediation Small Group Meeting	Conf Call
04/15/24	DWA/CVWD/MWD Coordination Meeting	Conf Call
04/16/24	DWA Bi-Monthly Board Meeting	DWA

Activities:

- 1) DWA Surface Water Rights
- 2) Water Supply Planning – DWA Area of Benefit
- 3) Sites Reservoir Finance
- 4) DCP Financing
- 5) Lake Perris Seepage Recovery Project Financing
- 6) Recycled Water Supply - Strategic Planning
- 7) AQMD Rule 1196
- 8) DWA Organizational Restructuring
- 9) DWA Tax Rate Analysis
- 10) DWA Remote Meter Reading Fixed Network
- 11) Whitewater River Surface Water Recharge
- 12) Replacement Pipelines Projects
- 13) DC Project – Finance JPA Committee (Standing)
- 14) DWA/CVWD/MWD Operations Coordination (Standing)
- 15) DWA/CVWD/MWD Exchange Agreement Coordination Committee (Standing)
- 16) ACBCI Water Rights Lawsuit
- 17) Whitewater Hydro Operations Coordination with Recharge Basin O&M
- 18) Whitewater Spreading Basins – BLM Permits
- 19) Delta Conveyance Project Cost Allocation
- 20) MCSB Delivery Updates
- 21) SWP East Branch Enlargement Cost Allocation
- 22) RWQCB Update to the SNMP