



8:00 A.M. OPERATIONS CENTER - 1200 SOUTH GENE AUTRY TRAIL – PALM SPRINGS – CALIFORNIA

This meeting will be held virtually and in person. The link and the telephone option provided is for the convenience of the public.

Toll Free: (253) 215-8782

Meeting ID: 833 2141 6242

Passcode: 683622

or Via Computer:

<https://dwa-org.zoom.us/j/83321416242?pwd=XOSGNVaEYsVb1GD5KOpf0KnPxBCvkm.1>

Meeting ID: 833 2141 6242

Members of the public who wish to comment on any item within the jurisdiction of the Agency or any item on the agenda may submit comments by emailing sbaca@dwa.org or may do so during the meeting. Comments will become part of the Board meeting record.

****In order to reduce feedback, please mute your audio when you are not speaking.***

Esta reunión se llevará a cabo virtualmente y en persona. El enlace y la opción telefónica proporcionada es para la comodidad del público.

Número gratuito: (253) 215-8782

ID de reunión: 833 2141 6242

código de acceso: 683622

o a través de la computadora:

<https://dwa-org.zoom.us/j/83321416242?pwd=XOSGNVaEYsVb1GD5KOpf0KnPxBCvkm.1>

ID de reunión: 833 2141 6242

Los miembros del público que deseen comentar sobre cualquier tema dentro de la jurisdicción de la Agencia o cualquier tema en la agenda pueden enviar comentarios por correo electrónico a sbaca@dwa.org o pueden hacerlo durante la reunión. Los comentarios pasarán a formar parte del registro de la reunión de la Junta.

****Para reducir los comentarios, silencia el audio cuando no estés hablando.***

- 1. CALL TO ORDER** **ORTEGA**
- 2. PLEDGE OF ALLEGIANCE** **ORTEGA**
- 3. ROLL CALL** **BACA**
- 4. PUBLIC COMMENT ON ITEMS NOT ON THE AGENDA:** Members of the public may comment on any item not listed on the agenda, but within the jurisdiction of the Agency. Speakers are requested to keep their comments to no more than three (3) minutes. As provided in the Brown Act, the Board is prohibited from acting on items not listed on the agenda.
- 5. PUBLIC COMMENT ON ITEMS LISTED ON THE AGENDA:** Members of the public may also comment on items listed on the agenda that are not the subject of a public hearing at this time. Again, speakers are requested to keep their comments to no more than three (3) minutes.

6. CONSENT CALENDAR ITEMS: Items listed under the Consent Calendar are considered to be routine and will be acted upon by one motion of the Board without discussion. There will be no separate discussion on these items unless a Board Member requests a specific item to be discussed and/or removed from the Consent Calendar for separate action.

- A. Approve Minutes of the March 19, 2024 Regular Board Meeting
- B. Receive and File Memo on March 21, 2024 State Water Contractors' Meeting
- C. Receive and File Minutes of the March 28, 2024 Executive Committee Meeting
- D. Receive and File Water Use Reduction Figures for February 2024
- E. Request Authorization to Continue Emergency Repair Work at DWA Facilities Under Resolution No. 1312

7. SECRETARY-TREASURER'S REPORT (FEBRUARY 2024) **MCKENNA**

8. GENERAL MANAGER'S REPORT **JOHNSON**

9. DIRECTORS REPORTS ON MEETINGS/EVENTS ATTENDED ON BEHALF OF THE AGENCY

10. DIRECTORS COMMENTS/REQUESTS

11. CLOSED SESSION

- A. CONFERENCE WITH LEGAL COUNSEL – EXISTING LITIGATION
Pursuant to Government Code Section 54956.9 (d) (1)
Name of Case: Mission Springs Water District vs. Desert Water Agency
- B. CONFERENCE WITH LEGAL COUNSEL – EXISTING LITIGATION
Pursuant to Government Code Section 54956.9 (d) (1)
Name of Case: AT&T vs. County of Riverside
- C. CONFERENCE WITH LEGAL COUNSEL – EXISTING LITIGATION
Pursuant to Government Code Section 54956.9 (d) (1)
Name of Case: Southern California Edison vs. California State Board of Equalization, et al
- D. CONFERENCE WITH LEGAL COUNSEL – EXISTING LITIGATION
Pursuant to Government Code Section 54956.9 (d) (1)
Name of Case: Agua Caliente Band of Cahuilla Indians vs. Coachella Valley Water District, et al
Two Cases
- E. CONFERENCE WITH LEGAL COUNSEL – POTENTIAL LITIGATION
Potential Exposure to Litigation Pursuant to Government Code Section 54956 (d) (2)
One Case
- F. PUBLIC EMPLOYMENT
Pursuant to Government Code Section 54957
Unrepresented Employee: General Manager
- G. CONFERENCE WITH REAL PROPERTY NEGOTIATORS
Pursuant to Government Code Section 54956.8
Property: APN# 680-180-029
Agency Negotiators: Steve L. Johnson, General Manager and David Tate Asst. General Manager
Negotiating Parties: Desert Water Agency and The Palm Springs Surf Club
Under Negotiations: Possible Easement Agreement

12. RECONVENE INTO OPEN SESSION – REPORT FROM CLOSED SESSION

13. ADJOURN

Upon request, this agenda will be made available in appropriate alternative formats to persons with disabilities, as required by Section 202 of the Americans with Disabilities Act of 1990. Any person with a disability who requires a modification or accommodation in order to participate in a meeting is asked to contact Desert Water Agency's Assistant Secretary of the Board, at (760) 323-4971, at least 48 working hours prior to the meeting to enable the Agency to make reasonable arrangements. Copies of records provided to Board members that relate to any agenda item to be discussed in open session may be obtained from the Agency at the address indicated on the agenda.

DECLARATION OF POSTING

Pursuant to Government Code Section 54954.2, I certify that this agenda has been posted at least 72 hours prior to the meeting on the Agency's website at www.dwa.org and at the Agency's office located at 1200 South Gene Autry Trail, Palm Springs, CA.

Sylvia Baca, MMC, Asst. Secretary of the Board

**MINUTES OF THE REGULAR MEETING
OF THE
DESERT WATER AGENCY
BOARD OF DIRECTORS**

6-A

March 19, 2024

Board: Paul Ortega, President
Jeff Bowman, Vice President
Kristin Bloomer, Director
Gerald McKenna, Secretary-Treasurer
Steve Grasha, Director

DWA Staff: Steve Johnson, General Manager
David Tate, Assistant General Manager
Esther Saenz, Finance Director
Kris Hopping, Human Resources Director
Sylvia Baca, Asst. Secretary of the Board
Jamie Hoffman, Senior Admin. Assistant
Eddie Gonzalez, Facilities & Safety Officer
Ryan Molhoek, Operation & Engineering Manager
Garrett Nelson, Field Services Supervisor

Consultants: Bob Reeb, Reeb Government Relations, LLC

Consultants via Teleconference: Mike Riddell, Best Best & Krieger
Ashley Metzger, Regional Government Services

Public: Steve Miller, Weka, Inc.
Belal El Bostany, Palm Springs homeowner

President Ortega opened the meeting at 8:00 a.m. and asked Director Grasha to lead the Pledge of Allegiance. **Pledge of Allegiance**

President Ortega called upon Senior Administrative Assistant Hoffman to conduct the roll call: **Roll Call**

Present: Grasha, Bloomer, McKenna, Bowman, Ortega

President Ortega noted that Action Item 7-C has been pulled from the agenda for further consideration at a subsequent meeting. **Action Item 7-C Pulled from the Agenda**

President Ortega opened the meeting for public comment for items not listed on the Agenda.

**Public Comment on
Items Not Listed on
the Agenda**

There was no one from the public wishing to address the Board for items not listed on the Agenda.

President Ortega opened the meeting for public comment for items listed on the Agenda.

**Public Comment on
Items Listed on the
Agenda**

There was no one from the public wishing to address the Board for items listed on the Agenda.

President Ortega called for approval of the Consent Calendar. He noted that Consent Calendar Items 6-A through 6-E are expected to be routine and to be acted upon by the Board of Directors at one time without discussion. If any Board member requests that an item be removed from the consent calendar, it will be removed so that it may be presented separately.

**Approval of the
Consent Calendar**

- A. Approve Minutes of the February 28, 2024 Conservation & Public Affairs Committee Meeting
- B. Receive and File – February 2024 Outreach & Conservation Activities & Events
- C. Approve Minutes of the March 5, 2024 Regular Board Meeting
- D. Receive and File Minutes of the March 14, 2024 Executive Committee Meeting
- E. Request Authorization to Continue Emergency Repair Work at DWA Facilities Under Reso. No. 1312

- A. Approve Minutes of 2/28/24 Conservation & Public Affairs Comm. Mtg.
- B. Receive & File February 2024 O&C Activities & Events
- C. Approve Minutes of the 3/5/24 Regular Board Meeting
- D. Receive & File Minutes of the 3/14/24 Exec. Comm. Mtg.
- E. Request Authorization to Continue Emergency Repair Work at DWA Facilities Under Reso. No. 1312

Director Grasha moved for approval of Consent Calendar Items 6A through 6E. After a second by Director Bloomer, the motion carried by the following roll call vote:

AYES: Grasha, Bloomer, McKenna, Bowman, Ortega
 NOES: None
 ABSENT: None
 ABSTAIN: None

General Manager Johnson presented the staff report.

Action Items:

7A- Request Board
Action on Customer
Appeal – Belal El
Bostany

Mr. El Bostany explained his situation and stated that he was not aware of the locks being cut by his contractor and therefore asked the Board for forgiveness on the extra fees charged by the Agency.

Discussion ensued between Board and Staff on Mr. El Bostany's outstanding charges and the Agency's procedures and how the customers are notified about the status of their accounts.

Director Bloomer moved to deny the appeal by Belal El Bostany. After a second from Director Grasha, the motion carried by the following roll call vote:

AYES: Grasha, Bloomer, McKenna, Bowman, Ortega
NOES: None
ABSENT: None
ABSTAIN: None

Mr. Reeb provided a highlight of his report and discussed the proposed bill positions which are tied to DWA's Legislative and Regulatory Policy Platform.

Action Items:

7B- Request Adoption
of Bill Position
Recommendations

Vice President Bowman moved to adopt positions on the bills included in the packet that Mr. Reeb prepared. After a second by Director Bowman, the motion carried by the following roll call vote:

AYES: Grasha, Bloomer, McKenna, Bowman, Ortega
NOES: None
ABSENT: None
ABSTAIN: None

Operations & Engineering Manager Molhoek provided an update on phase 1 of 30" Avenida Caballeros Pipeline Replacement Project (Ramon Road to Tahquitz Canyon Way) and noted the completion date of June 23, 2024.

Discussion Items:

8A – Update on Phase
1 of 30" Avenida
Caballeros Pipeline
Replacement Project

Secretary-Treasurer McKenna inquired about the Agency's procurement policy and whether materials could be pre-ordered.

General Manager Johnson provided a copy of the March 29 flyer titled "Have we reached a tipping point" which is a Riverside County Water Task Force free event that will be held virtually. He stated that Staff recommends the Board approve and authorize those Board members who are interested in attending this event in service to the Board.

8B – Request
Authorization for
Board Attendance at
the Riverside County
Water Task Force
Event

Discussion ensued between the Board and Staff, and it was determined that the Board would take action by voting to authorize adding Riverside County Water Task Force events to the Public Events list.

Director Grasha moved to add Riverside County Water Task Force events to the Public Events List. After a second by Director Bloomer, the motion carried by the following roll call vote:

AYES: Grasha, Bloomer, McKenna, Bowman, Ortega
 NOES: None
 ABSENT: None
 ABSTAIN: None

Discussion Items:
 (Cont.)
 8B – Request
 Authorization for
 Board Attendance at
 the Riverside County
 Water Task Force
 Event

General Manager Johnson provided an update on Agency operations for the past several weeks.

**General Manager's
 Report**

Director Grasha noted his attendance at the March 5 ACWA webinar, March 12 CVWD Board meeting, March 13 DWA IT Training, March 14 DVBA Luncheon, and the March 15 ACWA webinar.

**Directors Reports on
 Mtgs/Events Attended
 on Behalf of the
 Agency**

Secretary-Treasurer McKenna noted his attendance at the March 12 DWA VIP tour.

Vice President Bowman noted his attendance at the March 7 Legislative Committee meeting, and the March 12 DWA VIP tour.

President Ortega noted his attendance at the March 16 Desert Garden tour by the Desert Horticultural Society.

Director Grasha expressed his condolences to former State Assemblymember Brian Nestande's family on his passing.

**Directors
 Comments/Requests**

President Ortega congratulated Marion Champion on her recent appointment as Assistant General Manager for Mission Springs Water District.

At 9:25 a.m., President Ortega convened into Closed Session for the purpose of Conference with Legal Counsel, (A) Existing Litigation, Pursuant to Government Code Section 54956.9 (d) (1), Mission Springs Water District vs. Desert Water Agency; (B) Existing Litigation, Pursuant to Government Code Section 54956.9 (d) (1), AT&T vs. County of Riverside; (C) Conference with Legal Counsel, Possible Intervention in Existing Litigation, Pursuant to Government Code Section 54956.9 (d) (4), Southern California Edison vs. California State Board of Equalization, et al; (D) Existing Litigation, Pursuant to Government Code Section 54956.9 (d) (1), Agua Caliente Band of Cahuilla Indians vs. Coachella Valley Water District, et al (Two Cases), (E) Public Employment, Pursuant to Government Code Section 54957, Unrepresented Employee: General Manager, and (F) Conference with Real Property Negotiators, pursuant to Government Code Section 54956.8 Property: APN# 680-180-029, Agency Negotiators: Steve Johnson, General Manager and David Tate, Assistant General Manager, Negotiating Parties: Desert Water Agency and The Palm Springs Surf Club, Under Negotiations: Possible Easement Agreement.

Closed Session:

A. Existing Litigation – MSWD vs. DWA, et al
 B. Existing Litigation - AT&T vs. County of Riverside
 C. Possible Intervention in Existing Litigation – So. Cal. Edison vs. CA State Board of Equalization, et al
 D. Existing Litigation – ACBCI vs. CVWD, et al. (2 Cases)
 E. Public Employment – Unrepresented Employee: General Manager
 F. Conference with Real Property Negotiators – Pursuant to Government Code Section 54956.8 APN# 680-180-029

At 10:30 a.m., President Ortega reconvened the meeting into open session and announced there was no reportable action.

Reconvene – No Reportable Action

In the absence of any further business, President Ortega adjourned the meeting at 10:31 a.m.

Adjournment

Sylvia Baca, MMC
 Assistant Secretary of the Board

STATE WATER CONTRACTORS

REGULAR MEETING

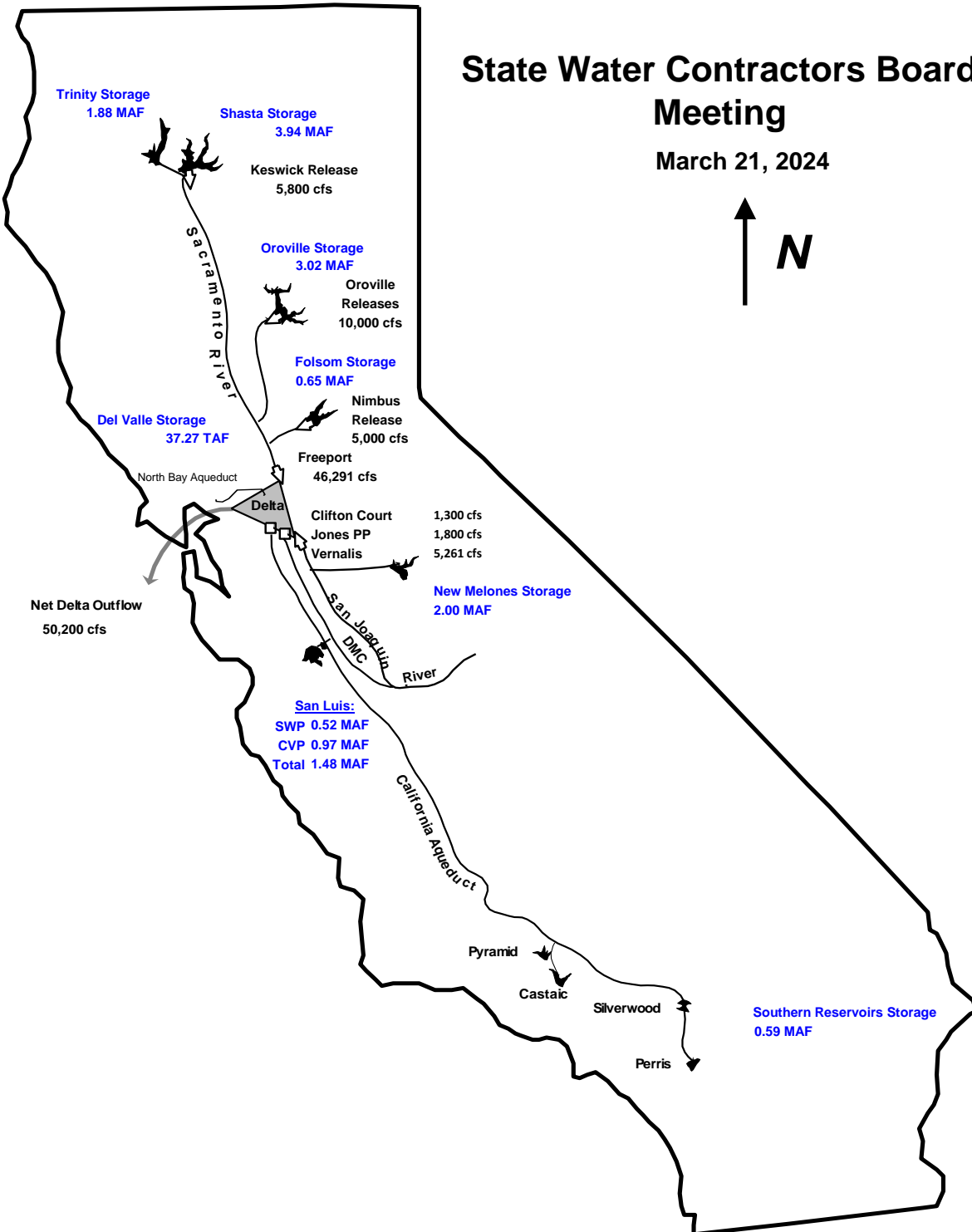
March 21, 2024

- Consent calendar adopted by unanimous vote
- DWR SWP Update (Ted Craddock)
 - 2023 SWP deliveries – 3.2 million acre-feet (MAF)
 - First time ever delivering over 3 MAF
 - 2024 Table A Allocation
 - 10% starting point
 - In February, DWR raised it to 15%
 - March – DWR expected to announce further increase to Table A allocation given the recent rainfall and lower temperatures in the Northern Sierras
 - Current reservoir storage – 85% of capacity in Oroville and 73% of capacity in San Luis
 - Fishery Protection
 - DWR has begun issuing permits for fishing certain endangered species, including Delta Smelt, and increased its scientific testing/tracking/analysis of fish movement patterns and population counts
 - DWR is conserving water in Lake Oroville for summer deliveries
 - DWR recently hosted various State Water Contractors to discuss planned maintenance on the SWP
- SWP Budget Overview
 - Budget includes four funds: Dues, Energy, Bay-Delta, and DCP Funds
 - An agency's "dues" are variable depending on how much water the SWP delivers to each respective agency, i.e., the difference between a wet year with lots of deliveries and a dry year with few deliveries can be substantial
 - One contractor had a change of nearly \$400,000 from 2023 to 2024

- SWC staff suggestion to use a 10-year average to smooth out the year-to-year changes
 - After discussion, Board preferred to keep the current calculation
- DWR SWP Water Supply Update (Molly White)
 - Above average precipitation and below average temperatures anticipated over the next few weeks, which is good news for the Northern Sierra snowpack
 - Reservoir storage is above average but DWR planning releases to account for coming rainfall and balance flood control statewide with supporting fish populations by increasing flows
- DWR Water Quality Report
 - Overall, levels across the state have been stable
 - Brief spike in turbidity in late February due to high winds but quickly stabilized
 - Castaic Lake reservoir experienced some brief spikes in levels for unknown reasons but quickly stabilized
- General Manager's Report
 - SWC actively promoting and supporting the Voluntary Agreements, also known as the "Agreements to Support Healthy Rivers and Landscapes," to restore and protect the Bay-Delta
 - SWC also actively promoting and supporting subsidence repair on the California Aqueduct in the San Joaquin Valley as its top infrastructure priority for DWR in 2024
- Director's Comments
 - President Cheng noted that the SWC participated in the Colorado River roundtable hosted by Coachella Valley Water District and that he was appreciative of Jennifer making it a priority to be there. Jennifer discussed the interconnectedness of California water and why all Californians should care about the Colorado River, even if they don't receive Colorado River water

State Water Contractors Board Meeting

March 21, 2024

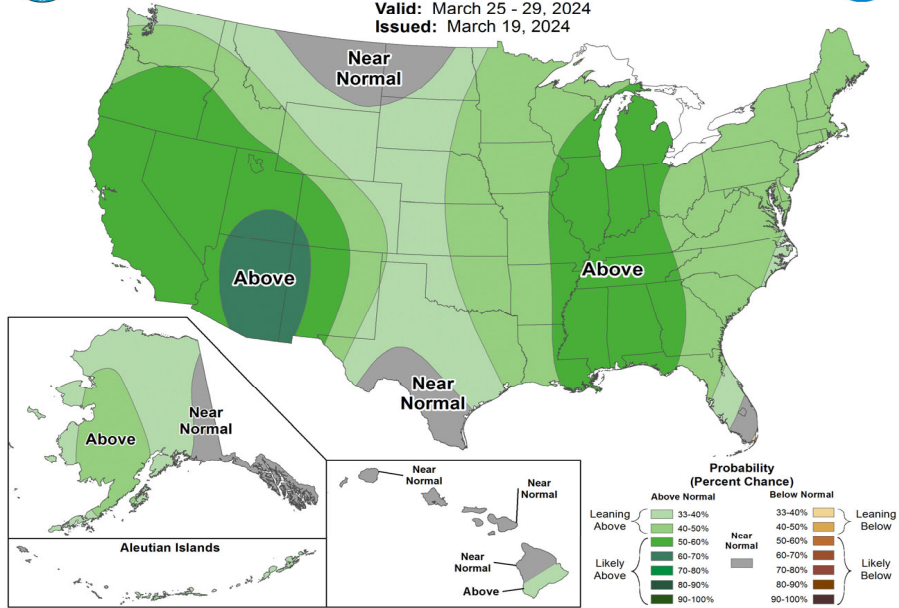


SHORT-TERM OUTLOOK



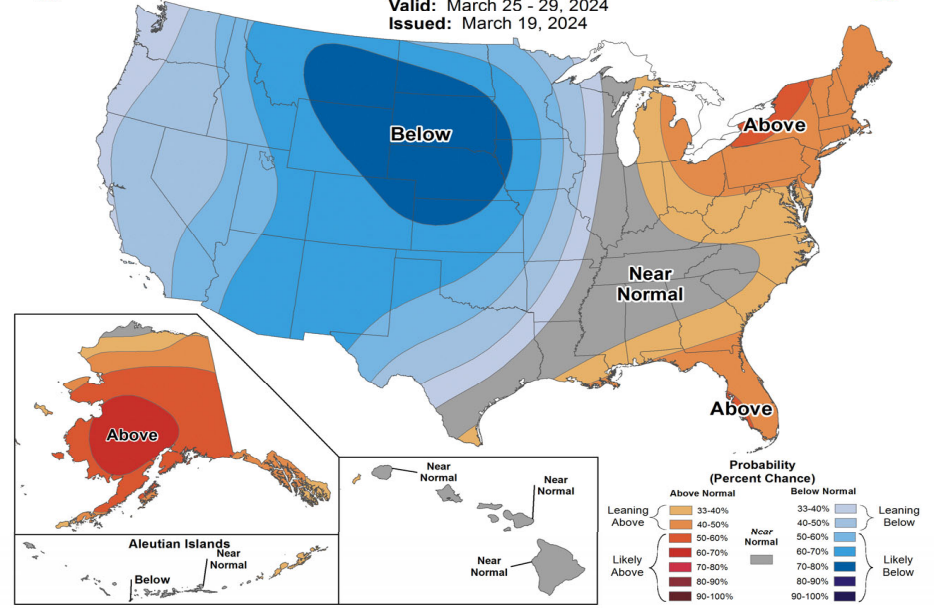
6-10 Day Precipitation Outlook

Valid: March 25 - 29, 2024
Issued: March 19, 2024



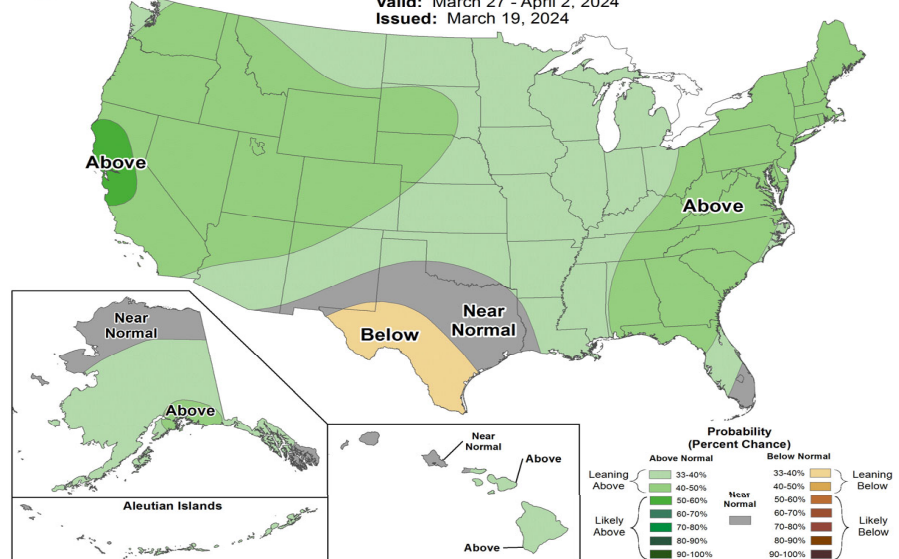
6-10 Day Temperature Outlook

Valid: March 25 - 29, 2024
Issued: March 19, 2024



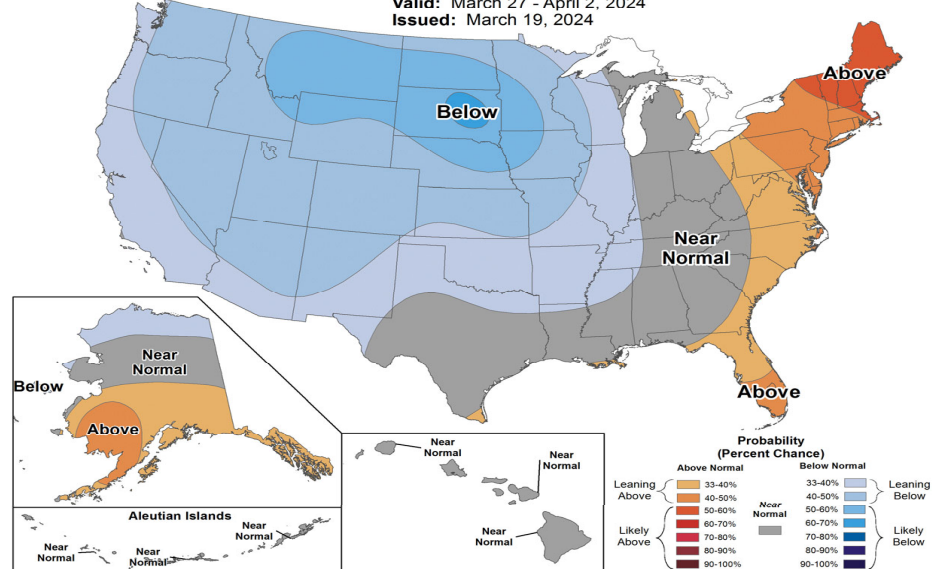
8-14 Day Precipitation Outlook

Valid: March 27 - April 2, 2024
Issued: March 19, 2024

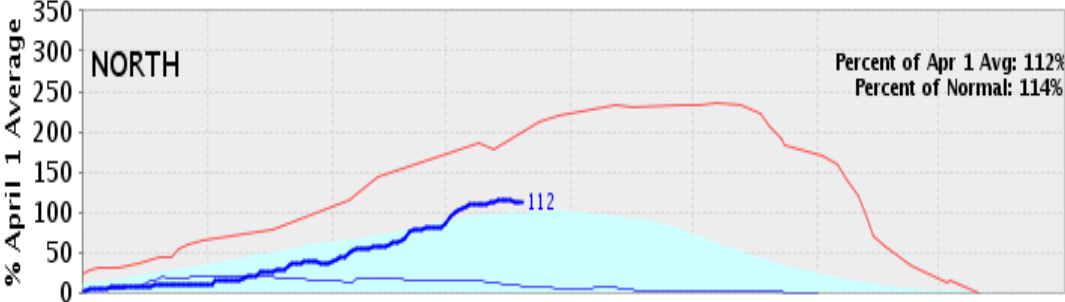


8-14 Day Temperature Outlook

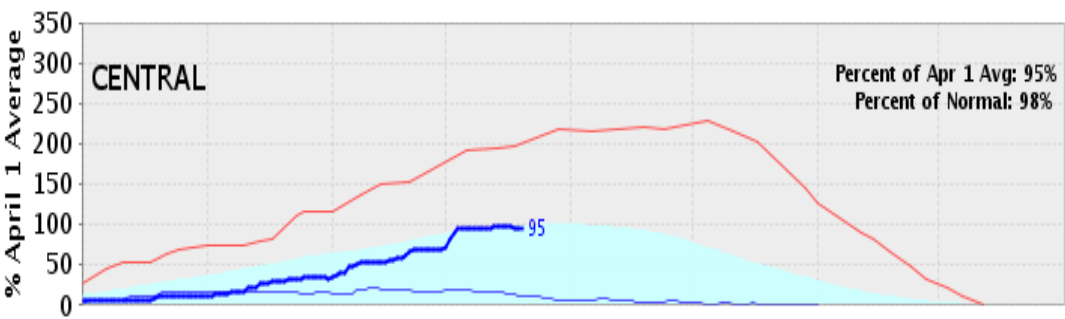
Valid: March 27 - April 2, 2024
Issued: March 19, 2024



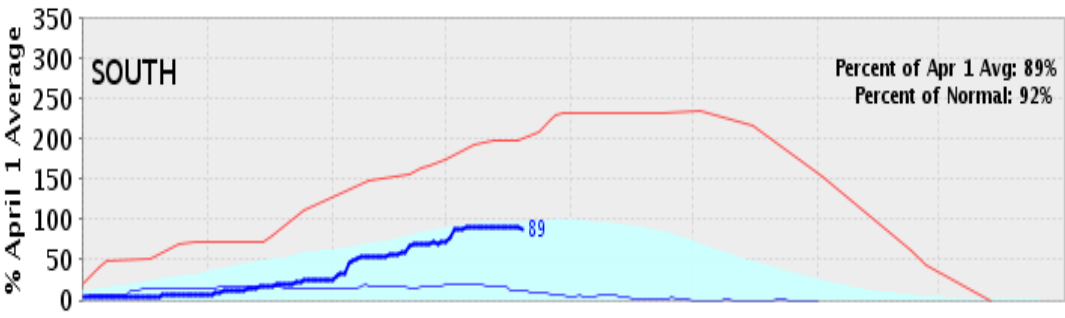
CA Snow Water Content - Percent of April 1 Average For: 20-Mar-2024



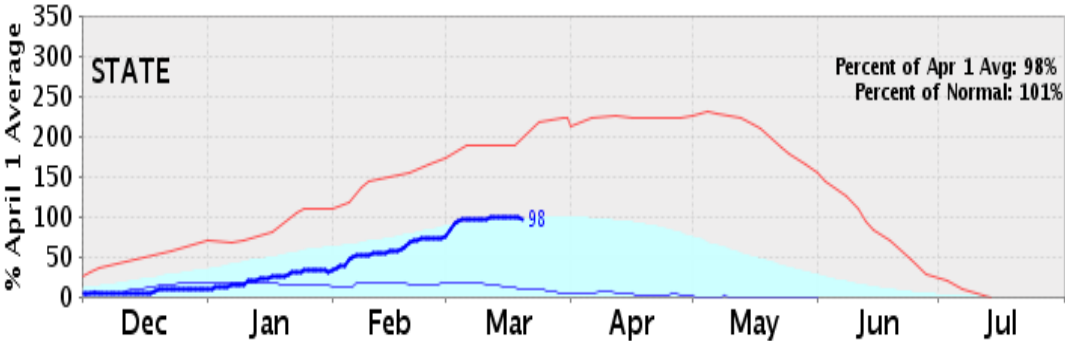
NORTH	
Data For: 20-Mar-2024	
Number of Stations Reporting	26
Average snow water equivalent	31.8"
Percent of April 1 Average	112%
Percent of normal for this date	114%



CENTRAL	
Data For: 20-Mar-2024	
Number of Stations Reporting	48
Average snow water equivalent	25.9"
Percent of April 1 Average	95%
Percent of normal for this date	98%



SOUTH	
Data For: 20-Mar-2024	
Number of Stations Reporting	28
Average snow water equivalent	19.8"
Percent of April 1 Average	89%
Percent of normal for this date	92%



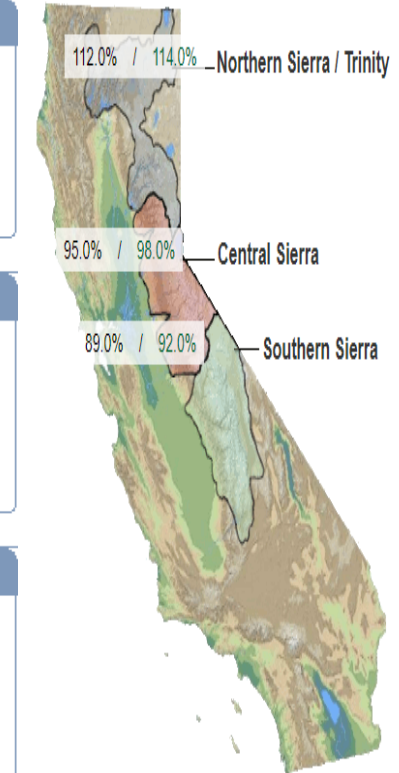
STATEWIDE SUMMARY	
Data For: 20-Mar-2024	
Number of Stations Reporting	102
Average snow water equivalent	25.7"
Percent of April 1 Average	98%
Percent of normal for this date	101%

Snow Water Equivalents (inches)

Provided by the California Cooperative Snow Surveys

Data For: 20-Mar-2024

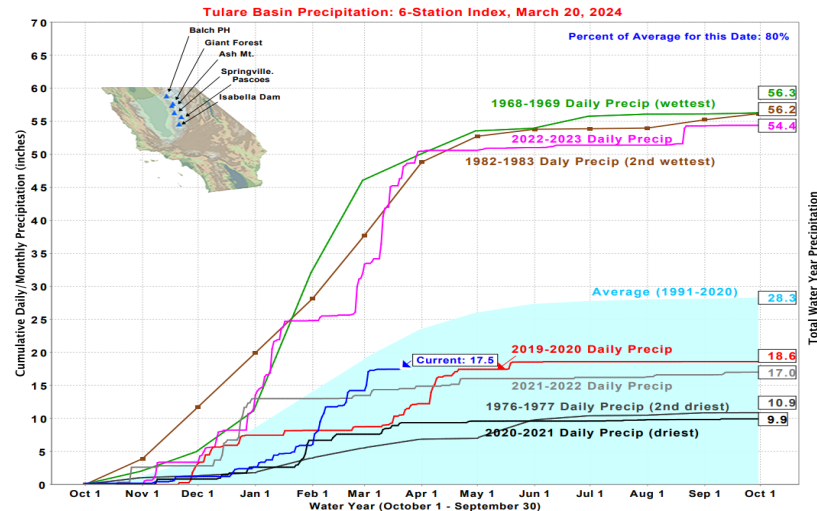
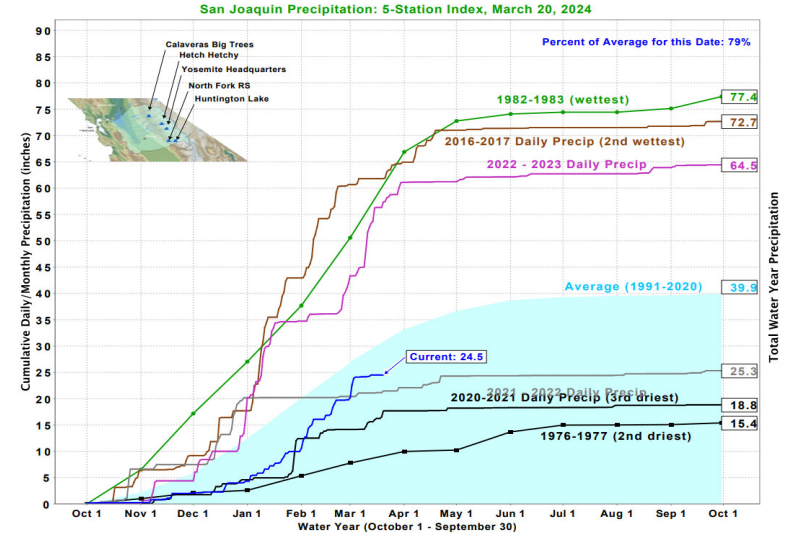
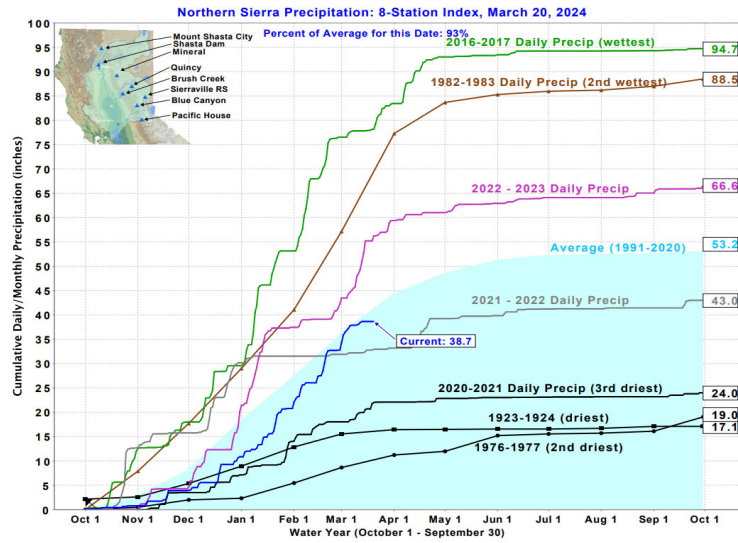
% Apr 1 Avg. / % Normal for this Date



Average — 1982-1983 (max) — 2014-2015 (min) — 2023-2024 (current)

Statewide Precipitation Conditions as of 03/20/2024

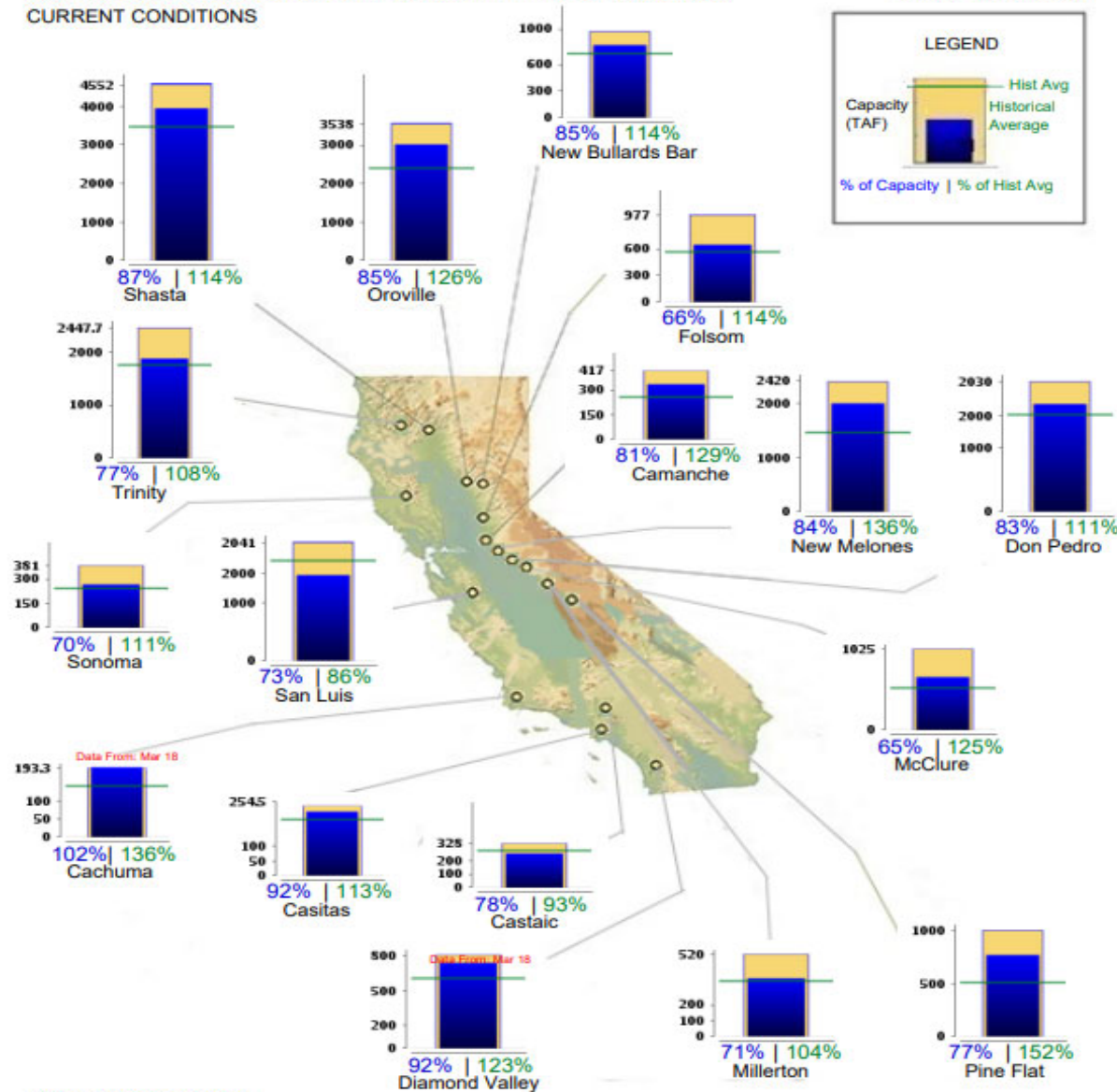
	Northern Sierra 8-Station Index inches (%)	San Joaquin 5-Station Index inches (%)	Tulare Lake 6-Station Index inches (%)
October	0.8" (28%)	0.2" (9%)	0.2" (16%)
November	3.1" (58%)	1.8" (50%)	1" (38%)
December	7" (70%)	2.3" (35%)	1.5" (32%)
January	9.9" (108%)	5.6" (72%)	3.3" (60%)
February	12" (134%)	9.8" (142%)	8.3" (162%)
March			
April			
May			
June			
July			
August			
September			
Season-to-Date	38.7" (93%)	24.5" (79%)	17.5" (79%)
WY Average	53.2" (72%)	40" (61%)	29.3" (63%)





CALIFORNIA MAJOR WATER SUPPLY RESERVOIRS CURRENT CONDITIONS

Midnight - March 19, 2024



	Storage (TAF)	% Average
Oroville	3,017	126%
Shasta	3,944	114%
Folsom	647	114%
San Luis	1,484	86%

Executive Committee Meeting Minutes

March 28, 2024

Directors Present: Paul Ortega, Jeff Bowman
Staff Present: Steve Johnson, David Tate, Esther Saenz,
Sylvia Baca, Jamie Hoffman

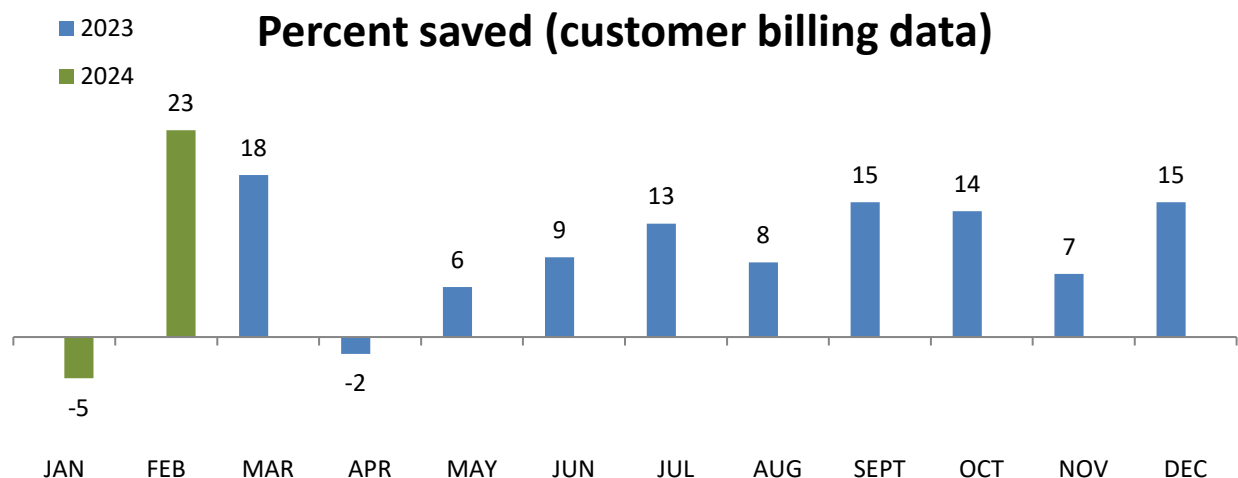
1. Call to Order
2. Public Comments
None
3. Discussion Items
 - A. Review Agenda for April 2, 2024 Board Meeting
The proposed agenda for the April 2, 2024 meeting was reviewed.
 - B. LAFCO Special District Selection Committee Ballot
Staff provided the Committee with the ballots for regular and alternate member along with letters requesting support from the candidates.
4. Adjourn

**STAFF REPORT
TO
DESERT WATER AGENCY
BOARD OF DIRECTORS**

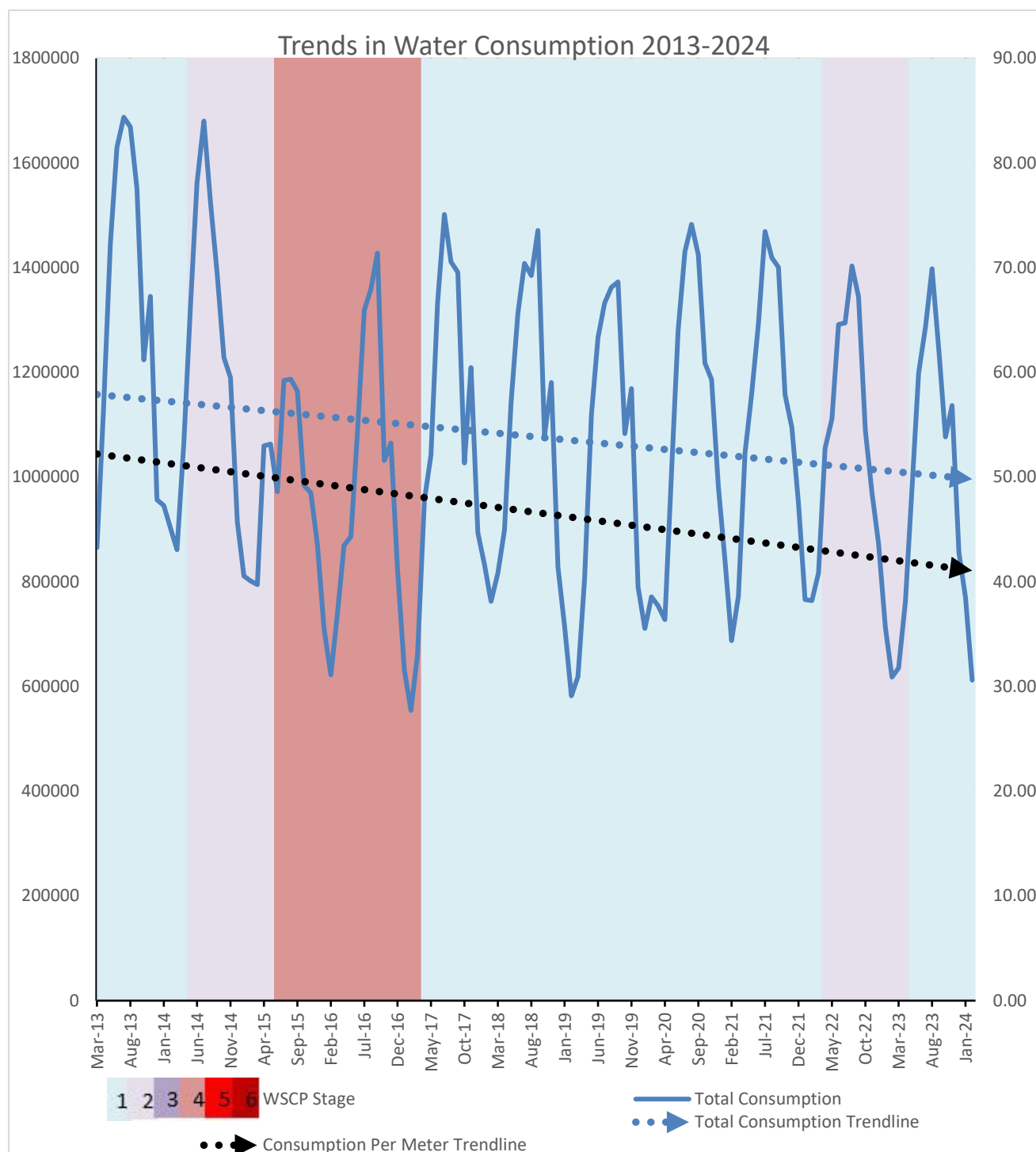
APRIL 2, 2024

RE: FEBRUARY 2024 WATER USE REDUCTION FIGURES

Desert Water Agency customers reduced water consumption per meter by 23% during February 2024 compared to the same month in 2020 – the baseline year the State Water Resources Control Board (State Water Board) used to measure statewide conservation achievements during the 2020-2022 drought. Precipitation is a major contributor to winter water usage. The rainy conditions for February 2024 likely contributed to the decrease in water use compared to February 2020. The graph below shows how recent use compares to the same months in 2020, which is a difficult year to use as a baseline because of the impacts of COVID-19.



Over the past 12 months, consumption per meter has been trending 11% lower compared to 2020. DWA is committed to conservation and has met the goals of many voluntary and mandatory calls for conservation such as SB X7-7 (20% by 2020). The Making Water Conservation a California Way of Life regulation (currently in draft form) will provide DWA with a water use objective – in essence, an agency-wide water budget. This will inform DWA's future water conservation objectives.



The graph above shows total monthly water consumption trending downward over time. It also shows that water use *per meter* is trending downward even faster. This indicates significant conservation gains given that population and business grew while water consumption continued to decline. The graph also highlights Water Shortage Contingency Plan (WSCP) levels.

Feb 2024 conservation per meter percentage	23%
Feb 2024 consumption per meter	25 HCF
Feb 2020 consumption per meter	33 HCF
Feb 2024 gross consumption conservation percentage	21%
Feb 2024 metered potable consumption	1406 AF
Feb 2020 metered potable consumption	1771 AF
The percentage of the Total Monthly Potable Water Consumption going to residential use only for the reporting month	72%
Population (estimated and inclusive of seasonal residents)	74,872
Estimated R-GPCD	152
Number of public complaints of water waste or violation of conservation rules received during the reporting month.	35
Number of contacts with customers for actual/alleged water waste or for a violation of conservation rules.	12
Number of field visits for water waste follow up.	14
Number of citations for violation of conservation rules.	4

**STAFF REPORT
TO
DESERT WATER AGENCY
BOARD OF DIRECTORS**

APRIL 2, 2024

**RE: REQUEST BOARD AUTHORIZATION TO CONTINUE
EMERGENCY REPAIR WORK AT DWA FACILITIES UNDER
RESOLUTION NO. 1312**

On September 19, 2023, the Board adopted Resolution No. 1312 declaring a local emergency that requires emergency repairs to Agency facilities due to Tropical Storm Hilary. As required by the resolution, the following is an update on the repairs:

The following repair work has been done:

Whitewater Headworks:

- Graded road into site.
- Repaired 4" pump and re-established water supply to customers, at reduced delivery flow rate.
- Cleaned out concrete settling structure and transmission main.
- Replaced the fence surrounding the settling structure.
- Working with FEMA on disaster relief.

Mission Creek Groundwater Replenishment Facility:

- Completed aerial survey and CAD mapping of work zone area.
- Installed K-Rail barriers to secure the site from vehicular traffic.
- Prepared grading plan for the removal of the sediment in the debris basin.
- 2/20/2024 Board authorization to enter into grading contract with Weaver Grading.
- Scheduling grading contractor to relocate sediment to widen existing levee and install rip-rap slope protection.
- Working with FEMA on disaster relief.

The General Manager has determined that the damage to Agency facilities warrants the continuation of work under a Local Emergency, as outlined in Resolution No. 1312.

Fiscal Impact:

The declaration of work under a Local Emergency does not have a fiscal impact, rather, it allows the Agency to expedite repairs according to the Uniform Public Construction Cost Accounting Act.

Legal Review:

N/A

Recommendation:

Staff recommends, as required by Resolution No. 1312, the Board's concurrence that the continued work to repair Agency facilities shall occur under the Board's declaration of a Local Emergency.

DESERT WATER AGENCY
Financial Highlights
February 2024

OPERATING FUND

Received

- \$2,735,495 in Water Sales Revenue Receipts
- \$60,707 in Recycled Water Sales Revenue Receipts
- \$6,667 in Power Sales from Southern California Edison for Snow Creek Hydro
- \$39,670 in Construction Deposits
 - City of Cathedral City: \$37,670 (Project # 23-8008-F06)
 - City of Cathedral City: \$2,000 (Project # 23-7017-M00)
- \$412,819 from the Urban Community Drought Relief Grant for turf replacements

Paid

- \$3,399,243 in Accounts Payable

Year to date

- YTD Water Sales are 4% under budget
- YTD Total Revenues are 3% over budget
- YTD Total Expenses are 11% under budget

Active Potable Water Accounts

- There were 23,568 active potable water accounts billed in January 2024
- Compared to 23,566 active potable water accounts billed in January 2024
- Net Increase of 2 active accounts billed

DESERT WATER AGENCY

Financial Highlights

February 2024

GENERAL FUND

Received

- \$413,287 in Property Taxes
- \$418,981 in Replenishment Assessments from Private Pumpers
- \$47,965 in Power Sales from Southern California Edison for Whitewater Hydro

Paid

- \$1,101,954 in State Water Project charges
(YTD SWP Payments = \$16,134,393)

WASTEWATER FUND

Paid

- \$399 in Accounts Payable

DESERT WATER AGENCY
Statement of Cash Receipts and Expenditures
 OPERATING FUND

Invested
 Reserve Funds
63,029,959.44

BEGINNING BALANCE FEBRUARY 1, 2024 **(1,252,462.63)**

Receipts

Water Sales	2,735,495.04
Recycled Water Sales	60,707.49
Wastewater Receipts	66,214.01
Power Sales	6,666.79
Meters, Services, Etc	93,573.00
Reimb - General Fund	197,072.42
Reimb - Wastewater Fund	78,993.43
Accounts Receivable - Other	6,858.76
Customer Deposits - Surety	4,992.00
Customer Deposits - Const	39,670.00
Lease Revenue	4,822.31
Interest Received on Invstd Fnds	87,175.00
Front Footage Fees	-
Bond Service & Reserve Fund Int	-
Misc	424,829.05

TOTAL RECEIPTS **3,807,069.30**

Payments

Payroll Checks	543,942.23
Payroll Taxes	253,047.49
Electronic Transfers	198,250.74
Checks Under \$10k	352,228.60
Checks Over \$10k	2,848,763.36
Cancelled Checks and Fees	27,532.21

TOTAL PAYMENTS **4,223,764.63**

NET INCOME **(416,695.33)**

Invested Reserve Funds

Funds Matured (CIA)	5,072,250.00
Funds Invested (C/I)	5,114,502.22

NET TRANSFER **(42,252.22)** **42,252.22**

ENDING BALANCE FEBRUARY 29, 2024 **(1,711,410.18)** **63,072,211.66**

DESERT WATER AGENCY
Operating Fund
Schedule #1 - Checks Over \$10,000



February 2024

Check #	Name	Description	Amount
1306	ACWA/JPIA	Health, Dental & Vision Insurance Premiums-February 2024	\$ 214,009.26
1312	D & R Select Construction	Stabilization of Snow Creek Cabin Foundation	\$ 20,013.68
1331	Z & L Paving Inc	Paving	\$ 19,136.00
1336	Buisness Telecommunication	Phone System Management Support Services	\$ 10,534.94
1350	A & N Technical Services	Water Conservation Study	\$ 32,377.50
1351	Acwa/Joint Powers Ins Author	Workers Comp 2023 quarter 4 premium	\$ 217,813.52
1365	Badger Meter Inc	Water service supplies	\$ 129,125.32
1368	Beck Oil Inc	Fuel Purchase	\$ 13,046.64
1378	Coachella Valley Water Dist	CY 2023 4th Quarter State Water Project Shared Cost	\$ 20,169.00
1381	Craneology	Qualified Rigger Singal Person & NCCCCO Exams	\$ 25,739.16
1392	Down to Earth Landscaping	Landscape maintenance	\$ 42,458.37
1418	Royal Sun Palm Springs	Grass Removal Rebate	\$ 19,065.00
1425	Ferguson Waterworks #1083	Water service supplies	\$ 10,993.95
1435	Iconix Waterwork #1083	Inventory Items	\$ 29,603.46
1442	Krieger & Stewart Inc	Engineering	\$ 18,673.93
1446	LM Technology Consulting	I.T. Governance & Oversight	\$ 92,370.44
1450	Mesa Energy System Inc	Ops HVAC Boiler maintenance	\$ 10,224.00
1451	MRC Smart Technology Solution	Printer Purchases	\$ 15,753.76
1452	Muller Inc LLC	IBC Spill Pallet Assbly Kit	\$ 25,739.00
1455	NPG Asphalt	Asphalt Replacement	\$ 46,885.00
1459	Orange Couty Winwater Works	Inventory Items	\$ 53,011.40
1466	Quadient	Postage Meter Maintenance Contract Lease & Supplies	\$ 14,964.87
1476	Shi International	Security Software	\$ 21,614.36
1482	Thatcher Company of California	Water service supplies	\$ 15,296.44
1494	United Water Works INC	Water service supplies	\$ 82,870.24
1507	Z & L Paving Inc	Paving	\$ 40,107.50
1508	Desert Water Agency	Ground Water Billing	\$ 1,455,752.04
1509	Desert Water Agency	Wastewater Revenue Billing for December 2023	\$ 107,500.40

DESERT WATER AGENCY
Operating Fund
Schedule #1 - Checks Over \$10,000



February 2024

1510	Desert Water Agency	Wastewater Revenue & Wastewater Reimbursement January 2024	\$ 43,914.18
Total			\$ 2,848,763.36

Security Type

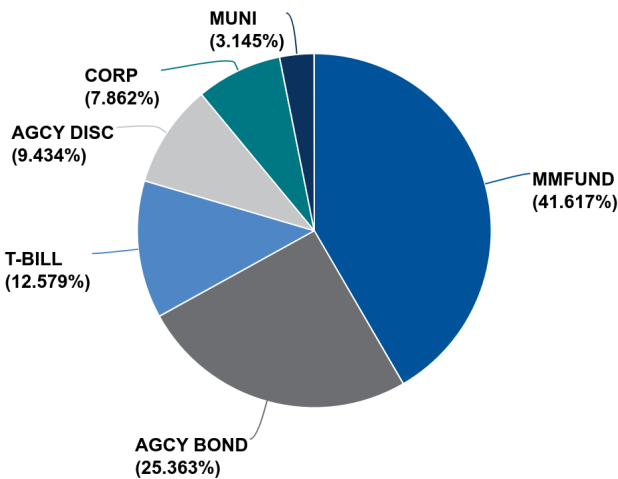


Chart calculated by: PAR Value

MMFUND

Description, Broker	Settle Date	Next Call Date	Effective Maturity	Final Maturity	PAR Value	Original Cost	Market Value	Yield to Maturity
LAIF Money Market Fund LAIF - OP	---	---	02/29/2024	02/29/2024	26,466,807.88	26,466,807.88	26,466,807.88	---
LAIF Money Market Fund LAIF - OP	---	---	02/29/2024	02/29/2024	26,466,807.88	26,466,807.88	26,466,807.88	---

AGCY BOND

Description, Broker	Settle Date	Next Call Date	Effective Maturity	Final Maturity	PAR Value	Original Cost	Market Value	Yield to Maturity
FEDERAL FARM CREDIT BANKS FUNDING CORP US Wealth OP	04/29/2021	03/17/2024	04/28/2025	04/28/2025	1,000,000.00	999,500.00	951,074.00	4.988%
FEDERAL HOME LOAN BANKS US Wealth OP	09/30/2021	03/30/2024	09/30/2026	09/30/2026	1,000,000.00	1,000,000.00	912,484.00	4.650%
FEDERAL HOME LOAN BANKS US Wealth OP	04/29/2022	04/29/2024	04/29/2027	04/29/2027	2,000,000.00	2,000,000.00	1,916,988.00	4.489%
FEDERAL HOME LOAN BANKS US Wealth OP	05/24/2022	05/24/2024	05/24/2027	05/24/2027	2,000,000.00	2,000,000.00	1,930,112.00	4.470%
FEDERAL HOME LOAN BANKS US Wealth OP	05/23/2022	05/23/2024	05/23/2025	05/23/2025	2,000,000.00	2,000,000.00	1,958,972.00	5.032%
FEDERAL HOME LOAN BANKS US Wealth OP	09/24/2021	---	09/13/2024	09/13/2024	1,130,000.00	1,125,513.90	1,101,787.29	5.131%
FEDERAL HOME LOAN BANKS US Wealth OP	06/28/2021	03/30/2024	09/30/2024	09/30/2024	1,000,000.00	1,000,000.00	972,136.00	5.290%
FEDERAL HOME LOAN MORTGAGE CORP US Wealth OP	08/20/2020	08/20/2024	08/20/2025	08/20/2025	1,000,000.00	1,000,000.00	940,082.00	4.885%
FEDERAL HOME LOAN MORTGAGE CORP US Wealth OP	05/26/2022	05/26/2024	08/26/2024	08/26/2024	2,000,000.00	2,000,000.00	1,977,892.00	5.356%

Monthly Investment Portfolio Report

AGG- Operating Fund (213426)

As of 02/29/2024

Dated: 03/21/2024

Description, Broker	Settle Date	Next Call Date	Effective Maturity	Final Maturity	PAR Value	Original Cost	Market Value	Yield to Maturity
FEDERAL NATIONAL MORTGAGE ASSOCIATION US Wealth OP	06/30/2020	03/30/2024	06/30/2025	06/30/2025	1,000,000.00	1,000,000.00	946,381.00	4.925%
FEDERAL NATIONAL MORTGAGE ASSOCIATION US Wealth OP	08/12/2020	05/12/2024	08/12/2025	08/12/2025	1,000,000.00	1,000,000.00	939,941.00	4.893%
FEDERAL NATIONAL MORTGAGE ASSOCIATION US Wealth OP	12/16/2020	---	06/14/2024	06/14/2024	1,000,000.00	1,000,500.00	985,858.00	5.294%
--- US Wealth OP	---	---	10/01/2025	10/01/2025	16,130,000.00	16,125,513.90	15,533,707.29	4.926%

T-BILL

Description, Broker	Settle Date	Next Call Date	Effective Maturity	Final Maturity	PAR Value	Original Cost	Market Value	Yield to Maturity
UNITED STATES TREASURY US Wealth OP	10/13/2023	---	04/11/2024	04/11/2024	2,000,000.00	1,947,208.33	1,987,996.12	5.262%
UNITED STATES TREASURY US Wealth OP	11/28/2023	---	05/23/2024	05/23/2024	2,000,000.00	1,948,768.33	1,975,837.78	5.328%
UNITED STATES TREASURY US Wealth OP	01/09/2024	---	07/05/2024	07/05/2024	2,000,000.00	1,950,852.22	1,963,845.00	5.306%
UNITED STATES TREASURY US Wealth OP	02/14/2024	---	08/08/2024	08/08/2024	2,000,000.00	1,951,502.22	1,954,355.56	5.309%
UNITED STATES TREASURY US Wealth OP	---	---	06/11/2024	06/11/2024	8,000,000.00	7,798,331.10	7,882,034.46	5.301%

AGCY DISC

Description, Broker	Settle Date	Next Call Date	Effective Maturity	Final Maturity	PAR Value	Original Cost	Market Value	Yield to Maturity
FEDERAL HOME LOAN BANKS US Wealth OP	12/12/2023	---	04/03/2024	04/03/2024	2,000,000.00	1,967,669.44	1,990,248.00	5.275%
FEDERAL HOME LOAN BANKS US Wealth OP	12/12/2023	---	06/07/2024	06/07/2024	2,000,000.00	1,949,962.22	1,971,154.00	5.410%
FEDERAL HOME LOAN BANKS US Wealth OP	01/09/2024	---	06/04/2024	06/04/2024	2,000,000.00	1,959,166.67	1,972,036.00	5.406%
FEDERAL HOME LOAN BANKS US Wealth OP	---	---	05/15/2024	05/15/2024	6,000,000.00	5,876,798.33	5,933,438.00	5.363%

CORP

Description, Broker	Settle Date	Next Call Date	Effective Maturity	Final Maturity	PAR Value	Original Cost	Market Value	Yield to Maturity
AMAZON.COM INC US Wealth OP	05/16/2022	03/13/2027	04/13/2027	04/13/2027	2,000,000.00	1,987,040.00	1,917,162.00	4.742%
JPMORGAN CHASE BANK, NATIONAL ASSOCIATION US Wealth OP	06/22/2021	---	12/23/2024	12/23/2024	1,000,000.00	1,000,000.00	953,520.00	6.349%
MASSMUTUAL GLOBAL FUNDING II US Wealth OP	06/14/2023	---	06/14/2028	06/14/2028	2,000,000.00	2,021,800.00	1,999,470.00	5.055%
--- US Wealth OP	---	---	04/26/2027	04/26/2027	5,000,000.00	5,008,840.00	4,870,152.00	5.182%

MUNI

Description, Broker	Settle Date	Next Call Date	Effective Maturity	Final Maturity	PAR Value	Original Cost	Market Value	Yield to Maturity
UNIVERSITY CALIF REVS US Wealth OP	05/16/2022	03/15/2027	05/15/2027	05/15/2027	2,000,000.00	1,795,920.00	1,799,100.00	4.724%
UNIVERSITY CALIF REVS US Wealth OP	05/16/2022	03/15/2027	05/15/2027	05/15/2027	2,000,000.00	1,795,920.00	1,799,100.00	4.724%

Summary

Description, Broker	Settle Date	Next Call Date	Effective Maturity	Final Maturity	PAR Value	Original Cost	Market Value	Yield to Maturity
---	---	---	12/08/2024	12/08/2024	63,596,807.88	63,072,211.21	62,485,239.63	5.105%

* Grouped by: Security Type. * Groups Sorted by: Ending Market Value + Accrued. * Filtered By: Description ≠ "Receivable". * Weighted by: Ending Market Value + Accrued.

DESERT WATER AGENCY
Statement of Cash Receipts and Expenditures
GENERAL FUND

Invested
Reserve Funds
248,182,396.88

BEGINNING BALANCE FEBRUARY 1, 2024 **(144,136.54)**

Receipts

Taxes - Riv County	413,287.41
Interest	355,169.75
Groundwater	418,980.93
Reimb OP	
Reimb CVWD	-
State Water Proj Refunds	-
Reimb CVWD Whitewater Hydro	
Power Sales - Whitewater	47,965.23
Misc	960.00

TOTAL RECEIPTS	1,236,363.32
-----------------------	---------------------

Payments

Checks Under \$10k	\$24,320.31
Checks Over \$10k	\$2,545,158.23
Electronic Transfers	-

TOTAL PAYMENTS	2,569,478.54
-----------------------	---------------------

NET INCOME **(1,333,115.22)**

Invested Reserve Funds

Funds Matured (CIA)	3,082,000.00
Funds Invested (C/I)	3,971,000.00

NET TRANSFER	(889,000.00)	889,000.00
---------------------	---------------------	-------------------

ENDING BALANCE FEBRUARY 29, 2024 **(2,366,251.76)** **249,071,396.88**

	TAXES	INTEREST
Receipts in Fiscal Year	22,574,464.76	2,684,054.55
Receipts in Calendar Year	44,627,780.25	3,508,126.06

DESERT WATER AGENCY
General Fund
Schedule #1 - Checks Over \$10,000
DESERT WATER



February 2024

Check #	Name	Description	Amount
2008	Water Strategies LLC	Professional Services -January 2024	\$ 14,000.00
2009	State of California Department of Water Resources	State Water Project Variable & Fixed Water Delivery Charges	\$ 1,101,954.00
2010	Sites Project Joint Powers Authority	Phase 2C -Third billing - Participation in Reservoir Committee	\$ 1,040,000.00
2013	United States Geological Survey	Quaterly Billing -Joint Funding Agreement	\$ 24,578.75
2015	Desert Water Agency	General Fund Reimbursement for January 2024	\$ 364,625.48
Total			\$ 2,545,158.23

Monthly Investment Portfolio Report

As of 02/29/2024

AGG- General Fund (213428)

Dated: 03/21/2024

Security Type

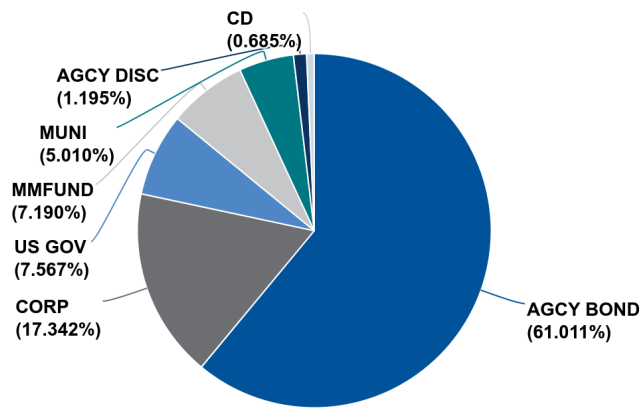


Chart calculated by: PAR Value

AGCY BOND

Description, Broker	Settle Date	Next Call Date	Effective Maturity	Final Maturity	PAR Value	Original Cost	Market Value	Yield to Maturity
FEDERAL AGRICULTURAL MORTGAGE CORP Alamo Capital	09/14/2022	---	04/21/2025	04/21/2025	1,000,000.00	977,400.00	974,580.00	4.934%
FEDERAL AGRICULTURAL MORTGAGE CORP Piper Sandler	02/23/2022	08/23/2024	02/23/2027	02/23/2027	3,000,000.00	3,000,000.00	2,794,839.00	4.578%
FEDERAL FARM CREDIT BANKS FUNDING CORP Alamo Capital	08/04/2020	03/17/2024	08/04/2025	08/04/2025	3,000,000.00	3,000,005.00	2,826,606.00	4.903%
FEDERAL FARM CREDIT BANKS FUNDING CORP Alamo Capital	01/05/2021	03/17/2024	04/05/2024	04/05/2024	3,000,000.00	3,000,000.00	2,985,297.00	5.191%
FEDERAL FARM CREDIT BANKS FUNDING CORP Alamo Capital	10/15/2020	03/17/2024	10/15/2024	10/15/2024	3,000,000.00	2,995,500.00	2,911,245.00	5.252%
FEDERAL FARM CREDIT BANKS FUNDING CORP Alamo Capital	02/12/2021	03/17/2024	11/12/2024	11/12/2024	3,000,000.00	3,000,000.00	2,899,074.00	5.237%
FEDERAL FARM CREDIT BANKS FUNDING CORP US Wealth GF	12/22/2020	03/17/2024	12/22/2025	12/22/2025	3,000,000.00	3,000,000.00	2,776,290.00	4.812%
FEDERAL FARM CREDIT BANKS FUNDING CORP Piper Sandler	11/05/2021	03/17/2024	10/20/2026	10/20/2026	3,000,000.00	2,988,000.00	2,741,079.00	4.649%
FEDERAL FARM CREDIT BANKS FUNDING CORP Piper Sandler	02/16/2022	---	02/16/2027	02/16/2027	3,000,000.00	2,999,286.00	2,776,347.00	4.515%
FEDERAL FARM CREDIT BANKS FUNDING CORP Piper Sandler	06/26/2023	---	06/21/2028	06/21/2028	4,000,000.00	3,963,160.00	3,932,632.00	4.306%
FEDERAL FARM CREDIT BANKS FUNDING CORP Piper Sandler	10/15/2020	03/17/2024	10/15/2024	10/15/2024	3,000,000.00	3,000,000.00	2,911,788.00	5.252%
FEDERAL FARM CREDIT BANKS FUNDING CORP Stifel	10/16/2020	03/17/2024	03/28/2024	03/28/2024	3,000,000.00	3,000,000.00	2,988,648.00	5.010%
FEDERAL HOME LOAN BANKS Alamo Capital	09/30/2021	03/30/2024	09/30/2026	09/30/2026	3,000,000.00	3,000,000.00	2,736,015.00	4.650%
FEDERAL HOME LOAN BANKS Alamo Capital	09/13/2022	---	06/14/2024	06/14/2024	1,190,000.00	1,182,431.60	1,182,663.65	5.237%

Monthly Investment Portfolio Report

AGG- General Fund (213428)

As of 02/29/2024

Dated: 03/21/2024

Description, Broker	Settle Date	Next Call Date	Effective Maturity	Final Maturity	PAR Value	Original Cost	Market Value	Yield to Maturity
FEDERAL HOME LOAN BANKS Alamo Capital	04/09/2021	05/18/2024	11/18/2024	11/18/2024	3,000,000.00	2,989,263.00	2,896,926.00	5.229%
FEDERAL HOME LOAN BANKS Alamo Capital	12/30/2021	---	12/30/2024	12/30/2024	3,000,000.00	3,000,005.00	2,913,381.00	5.068%
FEDERAL HOME LOAN BANKS US Wealth GF	12/30/2020	03/17/2024	12/30/2025	12/30/2025	3,000,000.00	3,000,000.00	2,777,085.00	4.796%
FEDERAL HOME LOAN BANKS US Wealth GF	09/30/2021	03/30/2024	09/30/2026	09/30/2026	3,000,000.00	3,000,000.00	2,737,452.00	4.650%
FEDERAL HOME LOAN BANKS US Wealth GF	04/29/2022	04/29/2024	04/29/2027	04/29/2027	3,000,000.00	3,000,000.00	2,875,482.00	4.489%
FEDERAL HOME LOAN BANKS US Wealth GF	06/23/2022	03/17/2024	06/23/2026	06/23/2026	3,000,000.00	3,000,000.00	2,944,485.00	5.064%
FEDERAL HOME LOAN BANKS US Wealth GF	02/28/2023	02/28/2025	02/28/2028	02/28/2028	3,000,000.00	2,999,250.00	2,963,703.00	5.340%
FEDERAL HOME LOAN BANKS US Wealth GF	03/08/2023	---	03/06/2024	03/06/2024	5,000,000.00	4,998,650.00	4,999,760.00	5.362%
FEDERAL HOME LOAN BANKS US Wealth GF	06/23/2023	---	06/09/2028	06/09/2028	5,000,000.00	4,986,500.00	4,940,520.00	4.306%
FEDERAL HOME LOAN BANKS US Wealth GF	06/28/2021	03/30/2024	09/30/2024	09/30/2024	3,000,000.00	3,000,000.00	2,916,408.00	5.290%
FEDERAL HOME LOAN BANKS Piper Sandler	02/17/2021	05/17/2024	02/17/2026	02/17/2026	3,000,000.00	3,000,000.00	2,767,977.00	4.793%
FEDERAL HOME LOAN BANKS Piper Sandler	09/30/2021	03/30/2024	09/30/2026	09/30/2026	3,000,000.00	3,000,000.00	2,738,169.00	4.651%
FEDERAL HOME LOAN BANKS Piper Sandler	09/30/2021	03/30/2024	09/30/2026	09/30/2026	3,000,000.00	3,000,000.00	2,736,015.00	4.650%
FEDERAL HOME LOAN BANKS Piper Sandler	04/25/2022	07/25/2024	07/25/2025	07/25/2025	3,000,000.00	3,000,000.00	2,961,009.00	4.971%
FEDERAL HOME LOAN BANKS Piper Sandler	01/28/2021	03/17/2024	03/28/2024	03/28/2024	3,000,000.00	3,000,000.00	2,988,582.00	5.008%
FEDERAL HOME LOAN BANKS Piper Sandler	04/22/2021	---	04/29/2024	04/29/2024	3,000,000.00	3,000,000.00	2,975,904.00	5.230%
FEDERAL HOME LOAN BANKS Piper Sandler	02/26/2021	05/26/2024	11/26/2024	11/26/2024	3,000,000.00	3,000,000.00	2,894,037.00	5.218%
FEDERAL HOME LOAN BANKS Piper Sandler	01/31/2024	---	01/15/2027	01/15/2027	3,000,000.00	2,999,640.00	2,968,335.00	4.520%
FEDERAL HOME LOAN BANKS Stifel	04/24/2023	04/24/2024	04/24/2028	04/24/2028	3,000,000.00	3,000,000.00	2,942,559.00	5.389%
FEDERAL HOME LOAN BANKS Stifel	03/30/2021	03/30/2024	09/30/2024	09/30/2024	2,000,000.00	2,000,000.00	1,945,512.00	5.291%
FEDERAL HOME LOAN BANKS Stifel	02/25/2021	05/25/2024	11/25/2024	11/25/2024	3,000,000.00	3,000,000.00	2,895,465.00	5.219%
FEDERAL HOME LOAN BANKS Stifel	02/28/2024	05/28/2024	02/28/2029	02/28/2029	3,000,000.00	3,000,000.00	2,997,753.00	5.767%
FEDERAL HOME LOAN MORTGAGE CORP Alamo Capital	09/30/2020	03/30/2024	09/30/2025	09/30/2025	3,000,000.00	3,000,000.00	2,797,287.00	4.879%
FEDERAL HOME LOAN MORTGAGE CORP Alamo Capital	05/12/2022	05/12/2024	11/12/2024	11/12/2024	3,000,000.00	3,000,000.00	2,953,677.00	5.260%
FEDERAL HOME LOAN MORTGAGE CORP US Wealth GF	08/20/2020	08/20/2024	08/20/2025	08/20/2025	3,000,000.00	3,000,000.00	2,820,246.00	4.885%
FEDERAL HOME LOAN MORTGAGE CORP Piper Sandler	06/25/2020	06/25/2024	06/25/2025	06/25/2025	3,000,000.00	3,000,000.00	2,839,029.00	4.941%
FEDERAL HOME LOAN MORTGAGE CORP Piper Sandler	08/26/2020	05/26/2024	08/26/2024	08/26/2024	3,000,000.00	3,000,000.00	2,930,625.00	5.326%
FEDERAL HOME LOAN MORTGAGE CORP Stifel	05/26/2022	05/26/2024	05/26/2027	05/26/2027	3,000,000.00	3,000,000.00	2,946,702.00	5.408%
FEDERAL HOME LOAN MORTGAGE CORP Stifel	05/03/2023	05/03/2024	05/03/2027	05/03/2027	3,000,000.00	3,000,000.00	2,988,513.00	5.480%
FEDERAL HOME LOAN MORTGAGE CORP Stifel	11/30/2020	---	05/30/2024	05/30/2024	3,000,000.00	3,000,000.00	2,963,748.00	5.199%
FEDERAL HOME LOAN MORTGAGE CORP Stifel	10/28/2020	04/28/2024	10/28/2024	10/28/2024	3,000,000.00	3,000,000.00	2,906,826.00	5.230%

Monthly Investment Portfolio Report

AGG- General Fund (213428)

As of 02/29/2024

Dated: 03/21/2024

Description, Broker	Settle Date	Next Call Date	Effective Maturity	Final Maturity	PAR Value	Original Cost	Market Value	Yield to Maturity
FEDERAL NATIONAL MORTGAGE ASSOCIATION Alamo Capital	08/25/2020	---	08/25/2025	08/25/2025	3,000,000.00	2,985,965.00	2,811,492.00	4.798%
FEDERAL NATIONAL MORTGAGE ASSOCIATION US Wealth GF	07/15/2020	04/15/2024	07/15/2025	07/15/2025	3,000,000.00	3,000,000.00	2,835,006.00	4.906%
FEDERAL NATIONAL MORTGAGE ASSOCIATION US Wealth GF	08/12/2020	05/12/2024	08/12/2025	08/12/2025	3,000,000.00	3,000,000.00	2,819,823.00	4.893%
FEDERAL NATIONAL MORTGAGE ASSOCIATION US Wealth GF	12/16/2020	---	06/14/2024	06/14/2024	3,000,000.00	3,001,500.00	2,957,574.00	5.294%
FEDERAL NATIONAL MORTGAGE ASSOCIATION Piper Sandler	12/14/2020	---	06/14/2024	06/14/2024	3,000,000.00	3,000,000.00	2,957,574.00	5.294%
FEDERAL NATIONAL MORTGAGE ASSOCIATION Stifel	01/23/2024	01/17/2025	01/17/2029	01/17/2029	3,000,000.00	3,000,000.00	2,978,865.00	5.164%
---	---	---	12/12/2025	12/12/2025	153,190,000.00	153,066,555.60	147,720,609.65	5.008%

CORP

Description, Broker	Settle Date	Next Call Date	Effective Maturity	Final Maturity	PAR Value	Original Cost	Market Value	Yield to Maturity
APPLE INC Alamo Capital	09/16/2019	08/11/2024	09/11/2024	09/11/2024	1,000,000.00	990,552.00	981,170.00	5.428%
APPLE INC US Wealth GF	01/27/2021	08/11/2024	09/11/2024	09/11/2024	3,000,000.00	3,150,000.00	2,943,510.00	5.428%
APPLE INC Stifel	09/24/2020	04/11/2025	05/11/2025	05/11/2025	2,000,000.00	2,055,740.00	1,908,912.00	5.084%
APPLE INC Stifel	03/26/2021	01/08/2026	02/08/2026	02/08/2026	1,000,000.00	986,200.00	922,429.00	4.939%
APPLE INC Stifel	06/21/2022	11/09/2026	02/09/2027	02/09/2027	3,000,000.00	2,953,920.00	2,888,031.00	4.722%
BANK OF NEW YORK MELLON CORP Alamo Capital	05/06/2020	03/24/2025	04/24/2025	04/24/2025	1,000,000.00	1,020,005.00	960,132.00	5.206%
BERKSHIRE HATHAWAY FINANCE CORP Stifel	02/24/2023	02/15/2027	03/15/2027	03/15/2027	3,000,000.00	2,778,750.00	2,806,491.00	4.594%
CHEVRON CORP Stifel	07/08/2020	---	03/03/2024	03/03/2024	3,000,000.00	3,239,700.00	2,999,724.00	3.671%
EXXON MOBIL CORP US Wealth GF	08/11/2022	12/01/2025	03/01/2026	03/01/2026	3,000,000.00	2,976,180.00	2,896,698.00	4.866%
EXXON MOBIL CORP Stifel	12/15/2022	12/01/2025	03/01/2026	03/01/2026	2,000,000.00	1,928,640.00	1,931,132.00	4.866%
GUARDIAN LIFE GLOBAL FUNDING US Wealth GF	03/03/2023	---	11/19/2027	11/19/2027	3,000,000.00	2,522,160.00	2,628,477.00	4.932%
JOHN DEERE CAPITAL CORP Alamo Capital	02/08/2021	---	01/15/2026	01/15/2026	3,000,000.00	3,000,000.00	2,775,741.00	4.916%
JOHN DEERE CAPITAL CORP Alamo Capital	04/18/2023	---	03/09/2027	03/09/2027	2,000,000.00	1,829,101.63	1,830,660.00	4.787%
MICROSOFT CORP Stifel	02/10/2021	08/03/2025	11/03/2025	11/03/2025	3,000,000.00	3,337,530.00	2,916,540.00	4.869%
PROCTER & GAMBLE CO US Wealth GF	02/24/2023	---	01/26/2028	01/26/2028	3,000,000.00	2,951,160.00	2,945,991.00	4.456%
TOYOTA MOTOR CREDIT CORP Alamo Capital	07/18/2022	---	04/14/2025	04/14/2025	2,044,000.00	2,035,824.00	2,003,692.32	5.224%
TOYOTA MOTOR CREDIT CORP Alamo Capital	04/18/2023	---	04/06/2028	04/06/2028	2,000,000.00	1,799,880.37	1,785,008.00	4.818%
TOYOTA MOTOR CREDIT CORP Alamo Capital	10/21/2019	---	10/07/2024	10/07/2024	1,500,000.00	1,499,994.00	1,470,087.00	5.388%
WALMART INC Stifel	06/18/2020	10/15/2024	12/15/2024	12/15/2024	2,000,000.00	2,173,300.00	1,960,564.00	5.211%
---	---	---	02/26/2026	02/26/2026	43,544,000.00	43,228,636.99	41,554,989.32	4.849%

MMFUND

Description, Broker	Settle Date	Next Call Date	Effective Maturity	Final Maturity	PAR Value	Original Cost	Market Value	Yield to Maturity
LAIF Money Market Fund LAIF - GF	---	---	02/29/2024	02/29/2024	18,053,551.92	18,053,551.92	18,053,551.92	---
LAIF Money Market Fund LAIF - GF	---	---	02/29/2024	02/29/2024	18,053,551.92	18,053,551.92	18,053,551.92	---

US GOV

Description, Broker	Settle Date	Next Call Date	Effective Maturity	Final Maturity	PAR Value	Original Cost	Market Value	Yield to Maturity
UNITED STATES TREASURY US Wealth GF	11/17/2023	---	11/15/2028	11/15/2028	3,000,000.00	2,815,781.25	2,851,875.00	4.293%
UNITED STATES TREASURY Piper Sandler	05/15/2023	---	05/31/2027	05/31/2027	3,000,000.00	2,901,780.00	2,839,687.50	4.406%
UNITED STATES TREASURY Piper Sandler	08/17/2023	---	07/31/2028	07/31/2028	3,000,000.00	2,974,080.00	2,978,906.25	4.301%
UNITED STATES TREASURY Piper Sandler	12/21/2023	---	04/30/2028	04/30/2028	3,000,000.00	2,943,984.38	2,907,187.50	4.318%
UNITED STATES TREASURY Piper Sandler	01/31/2024	---	01/31/2029	01/31/2029	4,000,000.00	4,007,192.00	3,953,750.00	4.262%
UNITED STATES TREASURY Stifel	09/01/2023	---	07/15/2026	07/15/2026	3,000,000.00	2,997,726.30	2,997,656.25	4.533%
UNITED STATES TREASURY ---	---	---	03/08/2028	03/08/2028	19,000,000.00	18,640,543.93	18,529,062.50	4.348%

MUNI

Description, Broker	Settle Date	Next Call Date	Effective Maturity	Final Maturity	PAR Value	Original Cost	Market Value	Yield to Maturity
CALIFORNIA ST UNIV REV Alamo Capital	09/09/2022	---	11/01/2026	11/01/2026	1,000,000.00	909,590.00	913,200.00	4.628%
EL CAJON CALIF US Wealth GF	02/08/2021	---	04/01/2024	04/01/2024	300,000.00	302,583.00	299,148.00	4.118%
HEMET CALIF UNI SCH DIST Alamo Capital	12/12/2023	---	08/01/2028	08/01/2028	1,105,000.00	967,062.85	969,593.30	4.679%
MONTEREY PK CALIF PENSION OBLIG US Wealth GF	02/16/2021	---	06/01/2025	06/01/2025	400,000.00	403,156.00	378,948.00	5.273%
MONTEREY PK CALIF PENSION OBLIG US Wealth GF	02/16/2021	---	06/01/2024	06/01/2024	550,000.00	552,255.00	543,334.00	5.426%
SAN FRANCISCO CALIF MUN TRANSN AGY REV Alamo Capital	09/14/2023	---	03/01/2028	03/01/2028	1,200,000.00	1,028,748.00	1,048,476.00	4.805%
UNIVERSITY CALIF REVS Alamo Capital	06/23/2023	03/15/2027	05/15/2027	05/15/2027	5,000,000.00	4,486,800.00	4,497,750.00	4.724%
YOSEMITE CALIF CMNTY COLLEGE DIST Alamo Capital	12/12/2023	---	08/01/2027	08/01/2027	3,025,000.00	2,786,872.00	2,784,028.50	4.625%
--- ---	--- ---	--- ---	04/08/2027 04/08/2027	04/08/2027 04/08/2027	12,580,000.00 12,580,000.00	11,437,066.85 11,437,066.85	11,434,477.80 11,434,477.80	4.732% 4.732%

AGCY DISC

Description, Broker	Settle Date	Next Call Date	Effective Maturity	Final Maturity	PAR Value	Original Cost	Market Value	Yield to Maturity
FEDERAL HOME LOAN BANKS US Wealth GF	11/17/2023	---	05/10/2024	05/10/2024	3,000,000.00	2,925,041.67	2,968,974.00	5.387%
FEDERAL HOME LOAN BANKS US Wealth GF	11/17/2023	---	05/10/2024	05/10/2024	3,000,000.00	2,925,041.67	2,968,974.00	5.387%

Monthly Investment Portfolio Report
As of 02/29/2024

AGG- General Fund (213428)
Dated: 03/21/2024

CD

Description, Broker	Settle Date	Next Call Date	Effective Maturity	Final Maturity	PAR Value	Original Cost	Market Value	Yield to Maturity
Ally Bank Piper Sandler	06/02/2022	---	06/02/2026	06/02/2026	245,000.00	245,000.00	237,898.18	4.459%
Capital One Bank (USA), National Association Piper Sandler	06/08/2022	---	06/08/2027	06/08/2027	245,000.00	245,000.00	236,662.89	4.272%
Capital One, National Association Piper Sandler	06/08/2022	---	06/08/2027	06/08/2027	245,000.00	245,000.00	236,662.89	4.272%
Discover Bank Piper Sandler	06/07/2022	---	06/07/2027	06/07/2027	245,000.00	245,000.00	236,662.16	4.273%
JPMorgan Chase Bank, National Association Alamo Capital	02/08/2021	04/16/2024	01/16/2026	01/16/2026	250,000.00	250,000.00	231,364.25	4.763%
Morgan Stanley Bank, N.A. Piper Sandler	06/09/2022	---	06/09/2027	06/09/2027	245,000.00	245,000.00	235,915.40	4.272%
Morgan Stanley Private Bank, National Association Piper Sandler	06/09/2022	---	06/09/2027	06/09/2027	245,000.00	245,000.00	235,915.40	4.272%
---	---	---	02/04/2027	02/04/2027	1,720,000.00	1,720,000.00	1,651,081.19	4.367%

Summary

Description, Broker	Settle Date	Next Call Date	Effective Maturity	Final Maturity	PAR Value	Original Cost	Market Value	Yield to Maturity
---	---	---	01/24/2026	01/24/2026	251,087,551.92	249,071,396.96	241,912,746.38	4.910%

* Grouped by: Security Type. * Groups Sorted by: Ending Market Value + Accrued. * Filtered By: Description ≠ "Receivable". * Weighted by: Ending Market Value + Accrued.

DESERT WATER AGENCY
Statement of Cash Receipts and Expenditures
WASTEWATER FUND

Invested
Reserve Funds
1,624,330.34

BEGINNING BALANCE FEBRUARY 1, 2024 (65,642.84)

Receipts

Accounts Receivable Other	-
Customer Deposits-Construction	-
Interest Earned-Invested Funds	-
Wastewater Revenue	-
Sewer Capacity Charges	-
Miscellaneous	-
TOTAL RECEIPTS	-

Payments

Checks Under \$10k	399.35
Checks Over \$10k	-
Cancelled Checks and Fees	-
TOTAL PAYMENTS (C/C)	399.35

NET INCOME (399.35)

Invested Reserve Funds

Funds Matured (CIA)	66,000.00
Funds Invested (C/I)	-

NET TRANSFER 66,000.00 (66,000.00)

ENDING BALANCE FEBRUARY 29, 2024 (42.19) 1,558,330.34

DESERT WATER AGENCY
Wastewater Fund
Schedule #1 - Checks Over \$10,000

DESERT WATER



February 2024

Check #	Name	Description	Amount
None			
Total			\$ -

Security Type

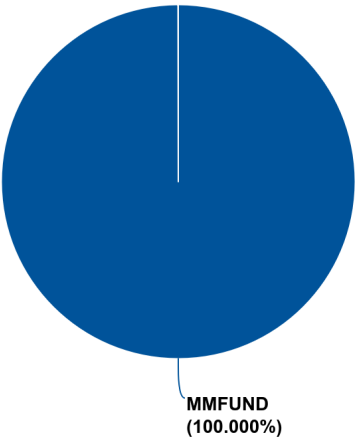


Chart calculated by: PAR Value

MMFUND

Description, Broker	Settle Date	Next Call Date	Effective Maturity	Final Maturity	PAR Value	Original Cost	Market Value	Yield to Maturity
LAIF Money Market Fund LAIF - WW	---	---	02/29/2024	02/29/2024	1,558,330.34	1,558,330.34	1,558,330.34	---
LAIF Money Market Fund LAIF - WW	---	---	02/29/2024	02/29/2024	1,558,330.34	1,558,330.34	1,558,330.34	---

* Grouped by: Security Type. * Groups Sorted by: Ending Market Value + Accrued. * Filtered By: Description ≠ "Receivable". * Weighted by: Ending Market Value + Accrued.

DESERT WATER AGENCY

Investment Portfolio Reporting Requirements

*as required by DWA Resolution 1301, Section VII
& California Government Code Section 53646*

as of
February 29, 2024

Statement of Compliance

The Desert Water Agency portfolio is in compliance with the Agency's investment policy and guidelines for investment of Agency funds as outlined in DWA Resolution 1301.

Statement of Agency's Ability to Meet Six-Month Expenditure Requirements

Desert Water Agency has the ability to meet its expenditure requirements for the next six months.

Description of Investments

Agency Bonds

Securities issued by a government-sponsored enterprise or by a federal government department other than the U.S. Treasury.

Bank Deposits

Agency funds on deposit in the General Fund, Operating Fund and Wastewater Fund active checking accounts for use in meeting the daily cash flow requirements of the Agency.

Certificate of Deposits (CD)

Interest bearing time deposit. FDIC insured up to \$250,000 per depositor, per FDIC-insured bank.

Corporate Notes

Debt securities issued by a for-profit company.

Money Market Funds

High quality, short-term debt instruments, cash and cash equivalents. Utilized for overnight holding of investment proceeds prior to reinvesting or transferring to Agency checking accounts.

Municipal Bonds

Fixed income securities issued by states, cities, counties, special districts and other governmental entities.

Treasury Notes

Fixed income securities issued by the federal government with maturities between two and ten years backed by the full faith and credit of the United States government.

Funds Managed by Contracted Parties - LAIF

The Desert Water Agency has contracted with the California Local Agency Investment Fund (LAIF) for investment of Agency funds. LAIF is a voluntary program created by Section 16429.1 et seq. of the California Government Code. LAIF is an investment alternative for California's local governments and special districts. This program offers local agencies the opportunity to participate in a major portfolio, which invests hundreds of millions of dollars, using the investment expertise of the state Treasurer's Office professional investment staff at no additional cost to the taxpayer or ratepayer. All Agency funds invested with LAIF are available for withdrawal upon demand and may not be altered, impaired or denied in any way (California Government Code Section 16429.4).

Market Value Source

Current market values are provided by Clearwater Analytics for all investment types other than LAIF. LAIF market values are recorded at PAR value.

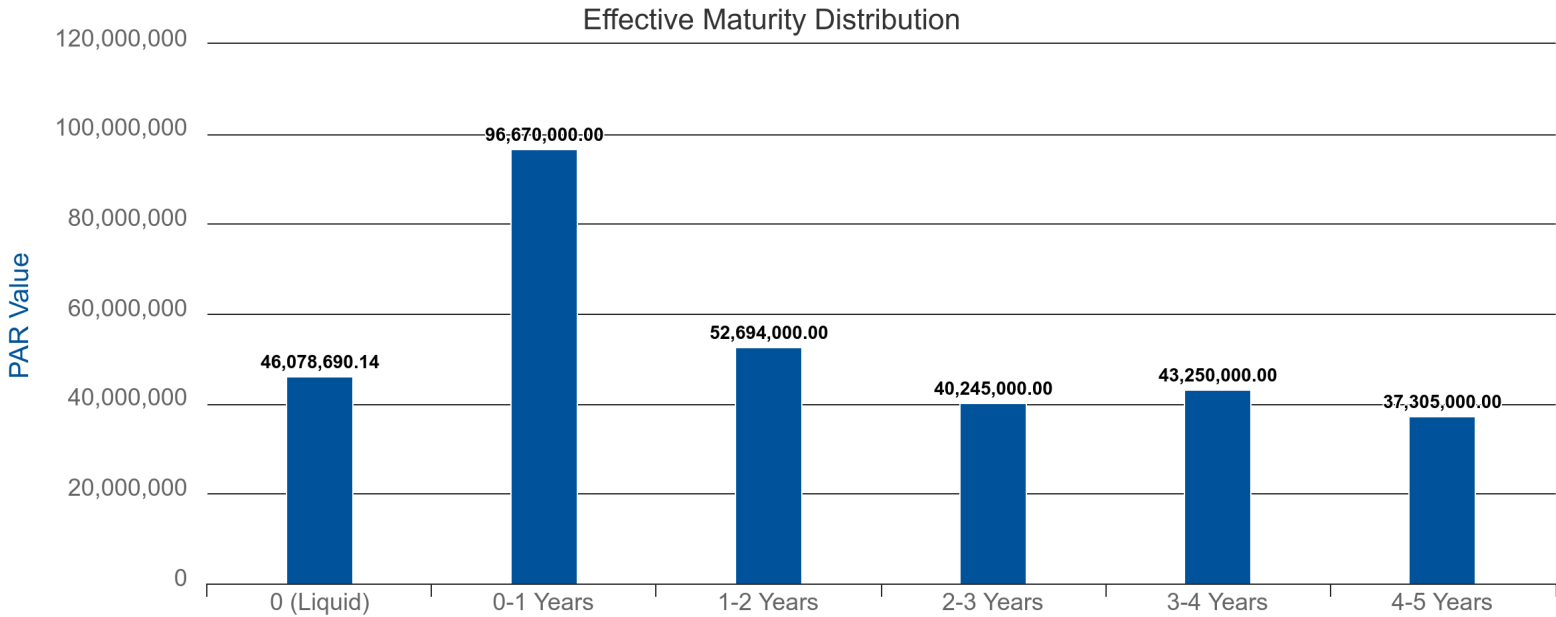
Esther Saenz
Finance Director
Desert Water Agency

Effective Maturity Distribution Summary

As of 02/29/2024

AGG-ALL (219610)

Dated: 03/21/2024



0 (Liquid)

DWA Fund	Account	Identifier	Description	Security Type	PAR Value	Ending Effective Maturity	Final Maturity
General Fund	LAIF - GF	LAIFMMF	LAIF Money Market Fund	MMFUND	18,053,551.92	02/29/2024	02/29/2024
Operating Fund	LAIF - OP	LAIFMMF	LAIF Money Market Fund	MMFUND	26,466,807.88	02/29/2024	02/29/2024
Wastewater Fund	LAIF - WW	LAIFMMF	LAIF Money Market Fund	MMFUND	1,558,330.34	02/29/2024	02/29/2024
---	---	LAIFMMF	LAIF Money Market Fund	MMFUND	46,078,690.14	02/29/2024	02/29/2024

0-1 Years

DWA Fund	Account	Identifier	Description	Security Type	PAR Value	Ending Effective Maturity	Final Maturity
General Fund	---	---	---	---	76,540,000.00	08/03/2024	08/03/2024
Operating Fund	US Wealth OP	---	---	---	20,130,000.00	07/01/2024	07/01/2024
---	---	---	---	---	96,670,000.00	07/27/2024	07/27/2024

1-2 Years

DWA Fund	Account	Identifier	Description	Security Type	PAR Value	Ending Effective Maturity	Final Maturity
General Fund	---	---	---	---	46,694,000.00	09/13/2025	09/13/2025
Operating Fund	US Wealth OP	---	---	AGCY BOND	6,000,000.00	06/22/2025	06/22/2025
---	---	---	---	---	52,694,000.00	09/03/2025	09/03/2025

Effective Maturity Distribution Summary

As of 02/29/2024

AGG-ALL (219610)

Dated: 03/21/2024

2-3 Years

DWA Fund	Account	Identifier	Description	Security Type	PAR Value	Ending Effective Maturity	Final Maturity
General Fund	---	---	---	---	39,245,000.00	09/29/2026	09/29/2026
Operating Fund	US Wealth OP	3130AP6M2	FEDERAL HOME LOAN BANKS	AGCY BOND	1,000,000.00	09/30/2026	09/30/2026
---	---	---	---	---	40,245,000.00	09/29/2026	09/29/2026

3-4 Years

DWA Fund	Account	Identifier	Description	Security Type	PAR Value	Ending Effective Maturity	Final Maturity
General Fund	---	---	---	---	35,250,000.00	07/15/2027	07/15/2027
Operating Fund	US Wealth OP	---	---	---	8,000,000.00	05/05/2027	05/05/2027
---	---	---	---	---	43,250,000.00	07/02/2027	07/02/2027

4-5 Years

DWA Fund	Account	Identifier	Description	Security Type	PAR Value	Ending Effective Maturity	Final Maturity
General Fund	---	---	---	---	35,305,000.00	08/24/2028	08/24/2028
Operating Fund	US Wealth OP	57629W6H8	MASSMUTUAL GLOBAL FUNDING II	CORP	2,000,000.00	06/14/2028	06/14/2028
---	---	---	---	---	37,305,000.00	08/20/2028	08/20/2028

Summary

Account	Identifier	Description	Security Type	PAR Value	Ending Effective Maturity	Final Maturity
---	---	---	---	316,242,690.14	10/27/2025	10/27/2025

* Grouped by: Effective Maturity Distribution -> DWA Fund. * Groups Sorted by: Effective Maturity Distribution -> DWA Fund. * Filtered By: Security Type not in "CASH". * Weighted by: Ending Market Value + Accrued.

DESERT WATER AGENCY
Monthly Investment Portfolio Report

Abbreviations & Definitions

Investment Type Abbreviations

AGCY BOND	US Agency Obligation ¹
AGCY DISC	Discounted US Agency Obligation ^{1 & 8}
CORP	Medium Term Notes (Corporate Notes) ²
MMFUND	Local Agency Investment Fund (LAIF) ³ & Cash Funds in Transit ⁴
MUNI	Municipal Bonds/Local Agency Bonds ⁵
CD	Negotiable Certificates of Deposit ⁶
US GOV	U.S. Treasury notes, bills bonds or other certificates of indebtedness ⁷

Definitions

Settle Date	The date of original purchase
Next Call Date	The next eligible date for the issuer to refund or call the bond or note
Effective Maturity	The most likely date that the bond will be called based on current market conditions
Final Maturity	The date the bond matures, DWA receives the full PAR value plus the final interest payment
PAR Value	The principal amount DWA will receive when a bond is either called or matures
Original Cost	The original cost to purchase the bond (includes premium/discount)
Market Value	The current value of the bond at current market rates
Yield to Maturity	The total anticipated return on a bond if the bond is held to maturity

NOTES:

- ¹ DWA Investment Policy, Resolution 1301, Schedule 1, Item 2
- ² DWA Investment Policy, Resolution 1301, Schedule 1, Item 14
- ³ DWA Investment Policy, Resolution 1301, Schedule 1, Item 9
- ⁴ Cash funds in transit are a result of maturities/calls/coupon payments that are held in the Agency's money market account with the broker/custodian until transferred to the Agency's bank. DWA Investment Policy, Resolution 1301, Schedule 1, Item 15
- ⁵ DWA Investment Policy, Resolution 1301, Schedule 1, Item 3
- ⁶ DWA Investment Policy, Resolution 1301, Schedule 1, Item 10
- ⁷ DWA Investment Policy, Resolution 1301, Schedule 1, Item 1
- ⁸ US Agency Obligation that does not bear an interest rate, but purchased at a discount, held to maturity and redeemed at PAR.

DESERT WATER AGENCY - OPERATING FUND
COMPARATIVE EARNINGS STATEMENT

MONTH 23-24 FEBRUARY	-----THIS MONTH-----			-----FISCAL YEAR TO DATE-----			-----VARIANCE-----	
	THIS YEAR	LAST YEAR	BUDGET	THIS YEAR	LAST YEAR	BUDGET	YTD	PCT
OPERATING REVENUES								
WATER SALES	2,643,358.17	2,403,588.83	2,842,400.00	27,255,718.58	26,873,054.23	28,513,900.00	-1,258,181.42	-4%
RECYCLED WATER SALES	51,707.49	34,214.19	45,700.00	670,478.17	634,635.14	659,700.00	10,778.17	2%
POWER SALES	6,666.79	0.00	4,700.00	87,311.45	32,741.53	37,600.00	49,711.45	132%
OTHER OPER REVENUE	175,456.04	358,030.49	206,050.00	1,655,106.57	1,683,538.98	1,641,200.00	13,906.57	1%
TOTAL OPER REVENUE	2,877,188.49	2,795,833.51	3,098,850.00	29,668,614.77	29,223,969.88	30,852,400.00	-1,183,785.23	-4%
OPERATING EXPENSES								
SOURCE OF SUPPLY EXP	40,528.31	122,713.75	74,690.00	3,690,106.33	3,437,872.42	3,924,220.00	-234,113.67	-6%
PUMPING EXPENSE	282,576.53	302,044.67	351,760.00	3,973,997.87	3,506,468.64	3,956,480.00	17,517.87	0%
REGULATORY WATER TREAT	98,485.53	92,785.11	87,770.00	805,618.52	668,859.32	702,160.00	103,458.52	15%
TRANS & DIST EXPENSE	233,308.61	288,354.14	372,160.00	2,356,142.28	2,243,136.14	2,977,280.00	-621,137.72	-21%
CUSTOMER ACT EXPENSE	163,487.08	97,895.65	108,160.00	742,419.37	752,983.23	867,020.00	-124,600.63	-14%
ADMIN & GEN EXPENSE	951,372.42	843,058.45	1,218,230.00	9,894,100.95	9,506,505.52	11,158,920.00	-1,264,819.05	-11%
REGULATORY EXPENSE	71,454.17	4,298.83	40,430.00	410,125.73	234,924.77	318,400.00	91,725.73	29%
SNOW CREEK HYDRO EXP	29,462.73	9,485.37	6,410.00	58,892.66	30,719.06	51,280.00	7,612.66	15%
RECYCLED WATER PLNT EXP	74,391.26	63,155.55	188,050.00	653,807.40	682,681.04	1,509,440.00	-855,632.60	-57%
SUB-TOTAL	1,945,066.64	1,823,791.52	2,447,660.00	22,585,211.11	21,064,150.14	25,465,200.00	-2,879,988.89	-11%
OTHER OPER EXPENSES								
DEPRECIATION	0.00	514,781.54	0.00	3,191,432.83	4,173,296.83	3,447,000.00	-255,567.17	-7%
SERVICES RENDERED	10,345.34	7,048.66	13,000.00	188,864.80	98,213.77	104,000.00	84,864.80	82%
DIR & INDIR CST FOR WO	-203,590.45	-199,194.45	-274,450.00	-2,110,060.72	-1,930,490.58	-2,195,600.00	85,539.28	-4%
TOTAL OPER EXPENSES	1,751,821.53	2,146,427.27	2,186,210.00	23,855,448.02	23,405,170.16	26,820,600.00	-2,965,151.98	-11%
NET INCOME FROM OPERATIONS	1,125,366.96	649,406.24	912,640.00	5,813,166.75	5,818,799.72	4,031,800.00	1,781,366.75	44%
NON-OPERATING INCOME (NET)								
RENTS	4,061.24	4,007.58	16,750.00	32,114.30	43,628.35	134,000.00	-101,885.70	-76%
INTEREST REVENUES	127,058.18	82,437.64	110,000.00	1,018,340.81	619,577.18	880,000.00	138,340.81	16%
INVESTMENT AMORT.	50,750.00	3,797.79	0.00	244,789.45	-7.50	0.00	244,789.45	0%
OTHER REVENUES	419,064.34	420.00	0.00	1,735,915.11	140,769.28	0.00	1,735,915.11	0%
GAINS ON RETIREMENT	0.00	0.00	5,200.00	0.00	0.00	31,200.00	-31,200.00	-100%
DISCOUNTS	0.00	20.24	75.00	0.00	1,410.54	600.00	-600.00	-100%
PR. YEAR EXPENSES	-50.00	0.00	0.00	5,839.18	7,228.01	0.00	5,839.18	0%
OTHER EXPENSES	0.00	-16,517.50	-2,090.00	0.00	-16,517.50	-16,720.00	16,720.00	-100%
LOSS ON RETIREMENTS	0.00	0.00	-8,900.00	0.00	-189.54	-71,200.00	71,200.00	-100%
TOTAL NON-OPER INCOME	600,883.76	74,165.75	121,035.00	3,036,998.85	795,898.82	957,880.00	2,079,118.85	217%
TOTAL NET INCOME	1,726,250.72	723,571.99	1,033,675.00	8,850,165.60	6,614,698.54	4,989,680.00	3,860,485.60	77%

GENERAL MANAGER'S REPORT APRIL 2, 2024

Updated Allocation of State Water Project Supplies for 2024

On March 22, 2024, the California Department of Water Resources (DWR) announced that public water agencies are now expected to receive 30% of contracted water supplies from the State Water Project (SWP) this year – an increase from a 15% allocation in February. This increased allocation reflects snow survey measurements and data up to March 1, and spring runoff forecasts released on March 8. For DWA, this is an increase from 8,362 AF to 16,725 AF.

Statement from Jennifer Pierre, General Manager of the State Water Contractors:

“We are pleased to see an increase in the allocation of SWP supplies for public water agencies and combined additional storage of 780,000 acre-feet at Lake Oroville and San Luis Reservoir. While 30% is certainly better than 15%, SWP agencies continue to pay for 100% of the system’s operation and maintenance regardless of how much water they receive.

However, had the Delta Conveyance Project – a critical upgrade to California’s water infrastructure relied on by 27 million people, 750,000 acres of farmland and countless businesses – been in place this winter, we could have moved an additional 730,000 acre-feet of water from January 1 to March 14 while keeping endangered species like steelhead safe.

California’s climate is rapidly changing, and we must modernize our infrastructure so we can respond quickly to take advantage of unpredictable, flashy storm events and store as much water as possible for the next inevitable dry period. With rain and snow in this weekend’s forecast, we hope to see an increase in the April allocation update.”

California Extended Water and Wastewater Arrearage Payment Program Funding Received

In 2021, the California Water and Wastewater Arrearage Payment Program (CWWAPP) was created with federal funds to provide relief to community water and wastewater systems for unpaid bills related to the pandemic between March 4, 2020, and June 15, 2021. The Agency received and applied \$206,061 of these funds to eligible customer accounts.

In July 2023, the CWWAPP eligible relief period was expanded to December 31, 2022, with applications for the extended relief period due by December 31, 2023.

In December 2023, the Agency applied for additional funding on behalf of Agency customers and received \$60,385.02 in March 2024 (\$58,626.23 customer account funding and \$1,758.79 for administrative costs). This funding will be applied to eligible customer accounts according to Program guidelines.

DWA Submits Comments on Revised Draft Regulation on Making Water Conservation a California Way of Life

On March 20, 2024, the State Water Resources Control Board (SWRCB) held a workshop on the latest draft of the Making Water Conservation a California Way of Life regulation. There were roughly 50 speakers who provided public comment, including Clark Elliot, DWA's Conservation Manager.

While most water agency comments supported the changes to the draft regulation, some agencies expressed lingering concerns over feasibility and SWRCB authority.

Several non-governmental organizations also provided comments and expressed a desire to revert to many elements within the previous draft of the regulation.

There was robust discussion by the SWRCB members prior to, during, and after public comments.

DWA also submitted a comment letter on March 27, 2024, and signed on to the Association of California Water Agencies (ACWA) letter.

The SWRCB noted that they expect the new regulation to go into effect in January of 2025. While this may not trigger compliance issues until 2027, it would require reporting. SWRCB members alluded to the possibility of another comment period for the next draft of the regulation.

DWA Shares Support for Garamendi-Graves amendment to H.R. 7023 with Representatives Ken Calvert and Raul Ruiz

The Garamendi-Graves amendment will give the Environmental Protection Agency (EPA) the discretion to extend National Pollutant Discharge Elimination System (NPDES) permit terms from five years to 10 years. NPDES permits are necessary for many water infrastructure projects, including water recycling projects.

ACWA issued an outreach alert to its members ahead of the floor vote on the amendment and bill.

DWA's Board of Directors had not adopted a position on the amendment but staff approved the support position in alignment with DWA Regulatory and Legislative Policy Platform Directives 1, 2 and 3.

1. Maintain local control of water resources and avoid constraints on operations.
2. Protect DWA's local and imported water supplies.
3. Maintain or improve DWA's ability to efficiently conduct business.

In coordination with Water Strategies, DWA reached out to Congressman Raul Ruiz and Congressman Ken Calvert. Both representatives supported the amendment, which was approved by a voice vote on March 21. The amended bill passed the house the same evening.

ONE-PS Picnic

On March 23, 2024, Desert Water Agency hosted a booth at the ONE-PS picnic at Ruth Hardy Park in Palm Springs. The booth included a prize wheel with lots of fun giveaways, and helpful information on water conservation. President Ortega and Director Grasha were also present to help hand out prizes and interact with picnic attendees.



SYSTEM LEAK DATA 2024

Mar 12, 2024 - Mar 25, 2024

Street Name	Number of Leaks	Pipe Diameter (inches)	Install Date	Material	Coatling/Linning	Planned Replacement
JOYCE DR	7	6"	1958	Steel - SP	UL	
ALEJO RD	6	8"	1958	Steel - SP	UL	
VISTA CHINO	2	20"	1949	Steel - SP	UL	2022/2023
PATENCIO RD	1	4"	1954	Steel - SP	UL	W2024
BARISTO RD	1	4"	1936	Steel - SP	UL	W2024
LOUELLA RD	1	6"	1955	Steel - SP	UL	2021/2022
LURING DR	1	4"	1957	Steel - SP	UL	2021/2022
AVENIDA CABALLEROS	1	14"	1953	Steel - SP	UL	2020/2021
PALM CANYON DR E	1	12"	1958	Steel - SP	UL	
RAMON RD	1	6"	1955	Steel - SP	UL	
WARM SANDS DR, CAMINO PAROCELA, PAROCELA PL	1	4"	1946	Steel - SP	UL	
WARM SANDS PL	1	4"	1946	Steel - SP	UL	
INDUSTRIAL PL	1	4"	1948	Steel - SP	UL	
CAMINO PAROCELA	1	6"	1946	Steel - SP	UL	
ALEJO RD	1	12"	1960	Steel - SP	CML	
PRIVATE RD	1	2	1945	Galvanized Pipe	UL	
PATENCIO RD	1	6"	1951	Steel - SP	UL	
	Total Leaks In System					
	31					

Planned Replacement

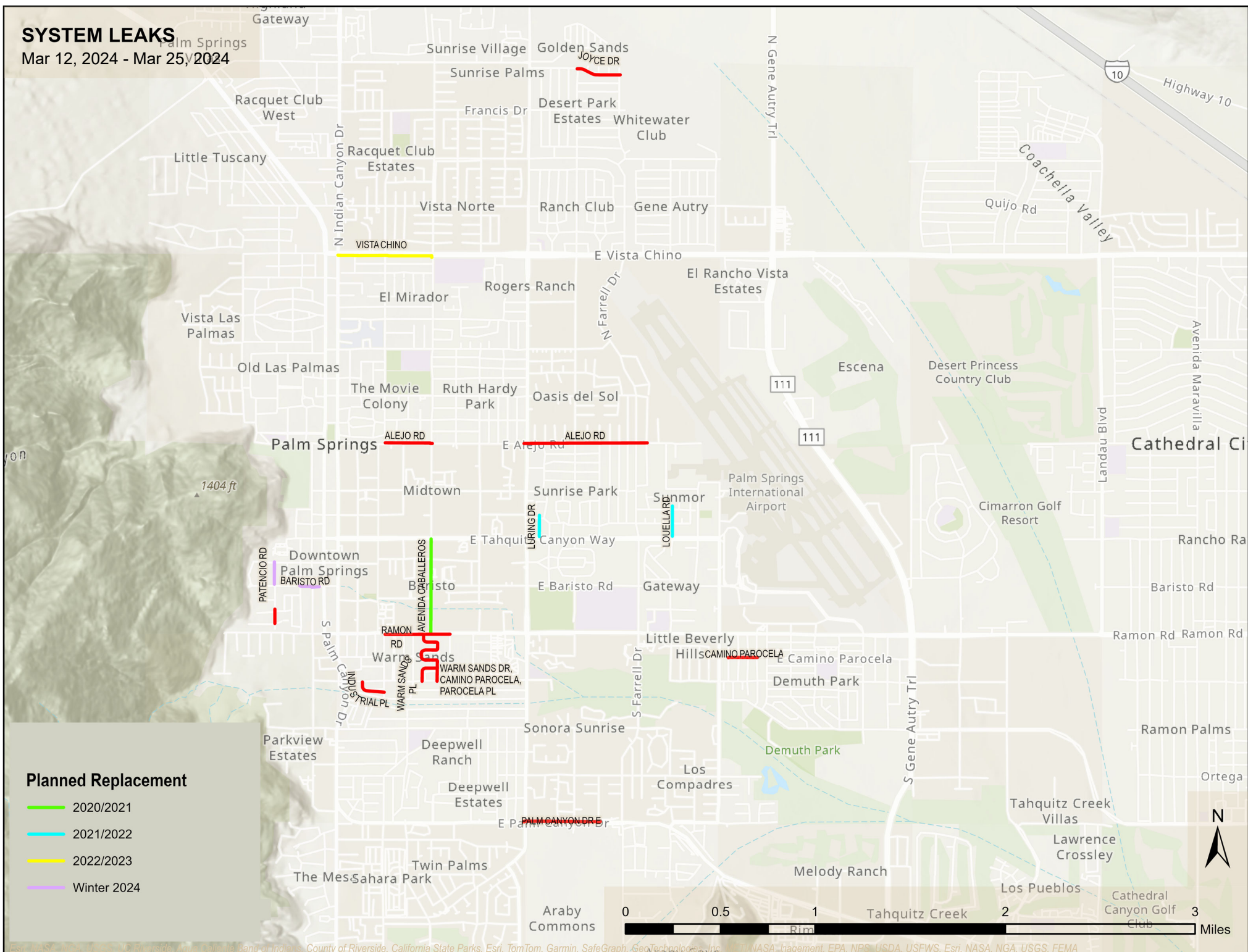
- 2020/2021
- 2021/2022
- 2022/2023
- Winter 2024

SYSTEM INFORMANTION

Oldest Pipe in the System (Year of Installation): 1935, 89 years old
Average Year of Installation of Unlined Steel Pipe (Systemwide): 1953, 71 years old
Total Length of Unlined Pipe Systemwide (Linear Feet): 262,196 ft
*Average Length of Pipe Replaced Annually (Linear Feet): 15,000 ft
***Projected Time Frame for 100% Replacement of Unlined Steel Pipe: 16 years**
Year Agency Transitioned to Cement Lined Steel Pipe: 1960

*Please note this figure represents the average linear footage of pipeline replaced annually given an average annual budget of \$3 million

Mar 12, 2024 - Mar 25, 2024



General Manager's Meetings and Activities

Meetings:

03/19/24	Municipal Water Leader Advisory Board Mtg.	Conf Call
03/20/24	Tribal Mediation Project Meeting	Conf Call
03/20/24	Tribal Mediation Principals In-Person Meeting	Conf Call
03/20/24	SWC Monthly Meeting	Conf Call
03/20/24	Cr6 Coordination Meeting	Conf Call
03/20/24	SWC Director's Advisory Meeting	Conf Call
03/21/24	SWC Board Meeting	Conf Call
03/21/24	Tribal Mediation In-Person Small Group	Rancho Mirage
03/22/24	Sites Res./Authority Board Meeting (Tate, Saenz)	Conf Call
03/25/24	Staff Department Heads Weekly Meeting	DWA
03/26/24	Whitewater-Land Tenure Update	Conf Call
03/26/24	I.T. Department Update	DWA
03/26/24	SWC Class 8 Q2 Meeting Agenda Update	Conf Call
03/27/24	Management Budget Review	DWA
03/27/24	MSWD Sites Res Community Presentation	DHS
03/28/24	Executive Committee Meeting	DWA
03/28/24	Staff Budget Review	DWA
03/28/24	Tribal Mediation Tech Group Meeting	Conf Call
04/01/24	Staff Department Heads Weekly Meeting	DWA
04/02/24	DWA Bi-Monthly Board Meeting	DWA

Activities:

- 1) DWA Surface Water Rights
- 2) Water Supply Planning – DWA Area of Benefit
- 3) Sites Reservoir Finance
- 4) DCP Financing
- 5) Lake Perris Seepage Recovery Project Financing
- 6) Recycled Water Supply - Strategic Planning
- 7) AQMD Rule 1196
- 8) DWA Organizational Restructuring
- 9) DWA Tax Rate Analysis
- 10) DWA Remote Meter Reading Fixed Network
- 11) Whitewater River Surface Water Recharge
- 12) Replacement Pipelines Projects
- 13) DC Project – Finance JPA Committee (Standing)
- 14) DWA/CVWD/MWD Operations Coordination (Standing)
- 15) DWA/CVWD/MWD Exchange Agreement Coordination Committee (Standing)
- 16) ACBCI Water Rights Lawsuit
- 17) Whitewater Hydro Operations Coordination with Recharge Basin O&M
- 18) Whitewater Spreading Basins – BLM Permits
- 19) Delta Conveyance Project Cost Allocation
- 20) MCSB Delivery Updates
- 21) SWP East Branch Enlargement Cost Allocation
- 22) RWQCB Update to the SNMP