



8:00 A.M. OPERATIONS CENTER - 1200 SOUTH GENE AUTRY TRAIL – PALM SPRINGS – CALIFORNIA

Pursuant to Assembly Bill 361 (AB361), there will be no public location for attending in person. This meeting will be held virtually because state and local officials recommend measures to promote social distancing. Members of the public who wish to participate may do so by calling in at:

**Toll Free: (877) 309-2073
Access Code: 272-017-117**

**or Via Computer:
<https://www.gotomeeting.com/meeting/join-meeting>
9-digit Meeting ID: 272017117**

Members of the public who wish to comment on any item within the jurisdiction of the Agency or any item on the agenda may submit comments by emailing sbaca@dwa.org or may do so during the meeting. Comments will become part of the Board meeting record. Board members and staff will be participating in this meeting via teleconference.

****In order to reduce feedback, please mute your audio when you are not speaking.***

- 1. CALL TO ORDER/PLEDGE OF ALLEGIANCE** **BLOOMER**
- 2. ROLL CALL** **MCCANCE**
- 3. PUBLIC COMMENT:** Members of the public may comment on any item not listed on the agenda, but within the jurisdiction of the Agency. In addition, members of the public may speak on any item listed on the agenda as that item comes up for consideration. Speakers are requested to keep their comments to no more than three (3) minutes. As provided in the Brown Act, the Board is prohibited from acting on items not listed on the agenda
- 4. CONSENT CALENDAR ITEMS:** Items listed under the Consent Calendar are considered to be routine and will be acted upon by one motion of the Board without discussion. There will be no separate discussion on these items unless a Board Member requests a specific item to be discussed and/or removed from the Consent Calendar for separate action.
 - A. Approve minutes of the January 4, 2022 Board Meeting
 - B. Receive and File - Minutes of the January 13, 2022 Executive Committee Meeting
 - C. Receive and File – December Water Use Reduction Figures
 - D. Receive and File – December Activities & Events for the Public Affairs & Water Planning Department
 - E. Recommend Acceptance of the 2020/2021 Replacement Pipelines Project
- 5. ACTION ITEM:**
 - A. Request Budget Augmentation for Water Conservation Programs **METZGER**
- 6. SECRETARY-TREASURER'S REPORT (December 2021)** **STUART**
- 7. GENERAL MANAGER'S REPORT** **KRAUSE**
- 8. DIRECTORS COMMENTS/REQUESTS**
- 9. CLOSED SESSION**
 - A. CONFERENCE WITH LEGAL COUNSEL – EXISTING LITIGATION
Pursuant to Government Code Section 54956.9 (d) (1)
Name of Case: Agua Caliente Band of Cahuilla Indians vs. Coachella Valley Water District, et al
(Two Cases)

B. CONFERENCE WITH LEGAL COUNSEL – EXISTING LITIGATION

Pursuant to Government Code Section 54956.9 (d) (1)

Name of Case: Mission Springs Water District vs. Desert Water Agency

C. CONFERENCE WITH LEGAL COUNSEL – EXISTING LITIGATION

Pursuant to Government Code Section 54956.9 (d) (1)

Bonnie Kessner, et al vs. Desert Water Agency, et al

D. CONFERENCE WITH LEGAL COUNSEL – EXISTING LITIGATION

Pursuant to Government Code Section 54956.9 (d) (1)

Name of Case: AT&T vs. County of Riverside

10. RECONVENE INTO OPEN SESSION – REPORT FROM CLOSED SESSION

11. ADJOURN

Upon request, this agenda will be made available in appropriate alternative formats to persons with disabilities, as required by Section 202 of the Americans with Disabilities Act of 1990. Any person with a disability who requires a modification or accommodation in order to participate in a meeting is asked to contact Desert Water Agency's Assistant Secretary of the Board, at (760) 323-4971, at least 48 working hours prior to the meeting to enable the Agency to make reasonable arrangements. Copies of records provided to Board members that relate to any agenda item to be discussed in open session may be obtained from the Agency at the address indicated on the agenda.

DECLARATION OF POSTING

Pursuant to Government Code Section 54954.2, I certify that this agenda has been posted at least 72 hours prior to the meeting on the Agency's website at www.dwa.org and at the Agency's main office, 1200 South Gene Autry Trail, Palm Springs, CA.

Sylvia Baca, MMC
Assistant Secretary of the Board

**MINUTES
OF THE REGULAR MEETING
OF THE
DESERT WATER AGENCY
BOARD OF DIRECTORS**

4-A

January 4, 2022

DWA Board via	Kristin Bloomer, President)
Teleconference:	James Cioffi, Vice President)
	Joseph K. Stuart, Secretary-Treasurer)
	Patricia G. Oygar, Director)
	Paul Ortega, Director)

DWA Staff via	Mark S. Krause, General Manager)
Teleconference:	Steve Johnson, Assistant General Manager)
	Esther Saenz, Finance Director)
	Sylvia Baca, Asst. Secretary of the Board)
	Ashley Metzger, Dir. Public Affairs & Water Planning)
	Kris Hopping, Human Resources Director)
	Ryan Molhoek, Senior Engineer)

Consultants via	Michael T. Riddell, Best Best & Krieger)
Teleconference:	Kaitlyn Palys, Provost & Pritchard)

Public via	Marion Champion, Mission Springs Water District)
Teleconference:	John Covington, Morongo Band of Mission Indians)
	Jeff Davis, San Gorgonio Pass Water Agency)
	Randy Duncan, Mission Springs Water District)
	Lance Eckhart, San Gorgonio Pass Water Agency)
	David Freedman, Palm Springs Sustainability Comm.)
	Steve Grasha, Mission Springs Water District)

19332. President Bloomer opened the meeting at 8:00 a.m. and asked everyone to join her in the Pledge of Allegiance. **Pledge of Allegiance**

19333. President Bloomer called upon Assistant Secretary of the Board Baca to conduct the roll call: **Roll Call**

Present: Ortega, Oygar, Stuart, Cioffi, Bloomer

19334. President Bloomer opened the meeting for public comment. **Public Comment**

There was no one from the public wishing to address the Board at this time.

19335. President Bloomer called for approval of the Consent Calendar. She noted that the Consent Calendar items 4-A through 4-D are expected to be routine and to be acted upon by the Board of Directors at one time without discussion. If any Board member requests that an item be removed from the consent calendar, it will be removed so that it may be presented separately.

Approval of the Consent Calendar

A. December 21, 2021
Regular Board Mtg.
Meeting Minutes
B. December 30, 2021
Executive Comm. Mtg.
Minutes
C. December 16, 2021
SWC Mtg.
D. Request
Authorization to
Continue Virtual Board
& Comm. Mtgs.

- A. Approve minutes of the December 21, 2021 Board Meeting
- B. Receive and File - Minutes of the December 30, 2021 Executive Committee Meeting
- C. Receive & File – Memo on December 16, 2021 State Water Contractors Meeting
- D. Request Authorization to Continue Virtual Board and Committee Meetings for Another 30 Days Based Upon a Determination That In-Person Meetings Would Pose a Risk to Public Health (Per AB 361)

Vice President Cioffi requested Item 4-C be pulled for discussion.

Agency Counsel Riddell provided a report on Item 4-C, the December 16, 2021 Board of Directors of the State Water Contractors (SWC) meeting and noted water levels have improved since this report.

Vice President Cioffi moved for approval of Items 4-A thru 4-D. After a second by Director Ortega, the Consent Calendar was approved by the following roll call vote:

AYES: Ortega, Oygar, Stuart, Cioffi, Bloomer
 NOES: None
 ABSENT: None
 ABSTAIN: None
 ABSTAIN: None

19336. President Bloomer called upon General Manager Krause to present staff's request for Adoption of Resolution No. 1269 Adopting the San Geronio Pass Subbasin Sustainable Groundwater Management Act (SGMA), Groundwater Sustainability Plan.

Public Hearing:
Request Adoption of
Reso. No. 1269
Adopting the San
Geronio Pass
Subbasin Sustainable
Groundwater
Management Act
(SGMA),
Groundwater
Sustainability Plan

Mr. Krause introduced the consultants and provided an update on SGMA. He then called upon Senior Engineer Molhoek to present his report.

Mr. Molhoek gave a Power Point Presentation on the SGP GSP Timeline, Representative Ground Level Monitoring Network and Potential Projects & Management Actions, noting, 1) The 20-year implementation period begins when the GSP is submitted, 2) Sustainability must be reached by the end of the implementation period of 2042, and 3) Implementation includes monitoring, annual reporting, filling data gaps, 5-year GSP updates, and continued outreach.

Public Hearing:
(Cont.)

At 8:47 a.m., President Bloomer opened the public hearing.

Open Public Hearing

In response to Director Ortega, Ms. Palys indicated that there is a two week waiting period for DWR to check if the application is completely filled out, then approximately two years for review and acceptance. If there are recommended changes, there are 180 days to make those changes.

There being no one from the public wishing to address the Board regarding the proposed Resolution, President Bloomer closed the public hearing at 8:51 a.m.

Close Public Hearing

Vice President Cioffi moved to adopt Resolution No. 1269 Adopting the San Gorgonio Pass Subbasin Sustainable Groundwater Management Act (SGMA), Groundwater Sustainability Plan. After a second by Secretary-Treasurer Stuart, the motion carried by the following roll call vote:

AYES: Ortega, Oygar, Stuart, Cioffi, Bloomer
NOES: None
ABSENT: None
ABSTAIN: None

RESOLUTION NO. 1269

RESOLUTION OF THE BOARD OF DIRECTORS OF DESERT WATER AGENCY ADOPTING THE SAN GORGONIO PASS SUBBASIN SUSTAINABLE GROUNDWATER MANAGEMENT ACT (SGMA) GROUNDWATER SUSTAINABILITY PLAN

Resolution No. 1269
Adopted

19337. President Bloomer called upon General Manager Krause to provide an update on Agency operations.

General Manager's
Report

Mr. Krause provided an update on Agency operations for the past several weeks.

19338. At 9:15 a.m., President Bloomer convened into a Teleconference Closed Session for the purpose of Conference with Legal Counsel, (A) Existing Litigation, pursuant to Government Code Section 54956.9 (d) (1), Agua Caliente Band of Cahuilla Indians vs. Coachella Valley Water District, et al (Two Cases); (B) Existing Litigation, pursuant to Government Code Section 54956.9 (d) (1), Mission Springs Water District vs. Desert Water Agency; (C) Existing Litigation, pursuant to Government Code Section 54956.9 (d) (1) Bonnie Kessner, et al vs. Desert Water Agency, et al; and (D) Existing Litigation, Pursuant to Government Code Section 54956.9 (d) (1), AT&T vs. County of Riverside.

Closed Session:

- A. Existing Litigation – ACBCI vs. CVWD, et al. (2 Cases)
- B. Existing Litigation – MSWD vs. DWA
- C. Existing Litigation- Bonnie Kessner, et al vs. Desert Water Agency et al
- D. Existing Litigation - Possible Intervention in Case: AT&T vs. County of Riverside

19339. At 10:19 a.m., General Manager Krause reconvened the meeting into open session and announced there was no reportable action taken.

Reconvene – No Reportable Action

19340. In the absence of any further business, General Manager Krause adjourned the meeting at 10:20 a.m.

Adjournment

Sylvia Baca
Assistant Secretary of the Board

Minutes
Executive Committee Meeting
January 13, 2022

Directors Present: Kristin Bloomer, James Cioffi

Staff Present: Mark Krause, Steve Johnson, Esther Saenz, Ashley Metzger, Sylvia Baca, Kim McCance

Call to Order

1. Public Comments - None

2. Discussion Item

A. Review Agenda for January 18, 2022 Board Meeting

The proposed agenda for the January 18, 2022 meeting was reviewed.

B. Expense Reports

The Expense Reports for November and December were reviewed.

C. 2022 Board Conference Schedule

Staff provided the Committee with the revised Board Conference schedule. Revisions were made to the Irrigation Leader Workshop and Urban Water Institute Conference.

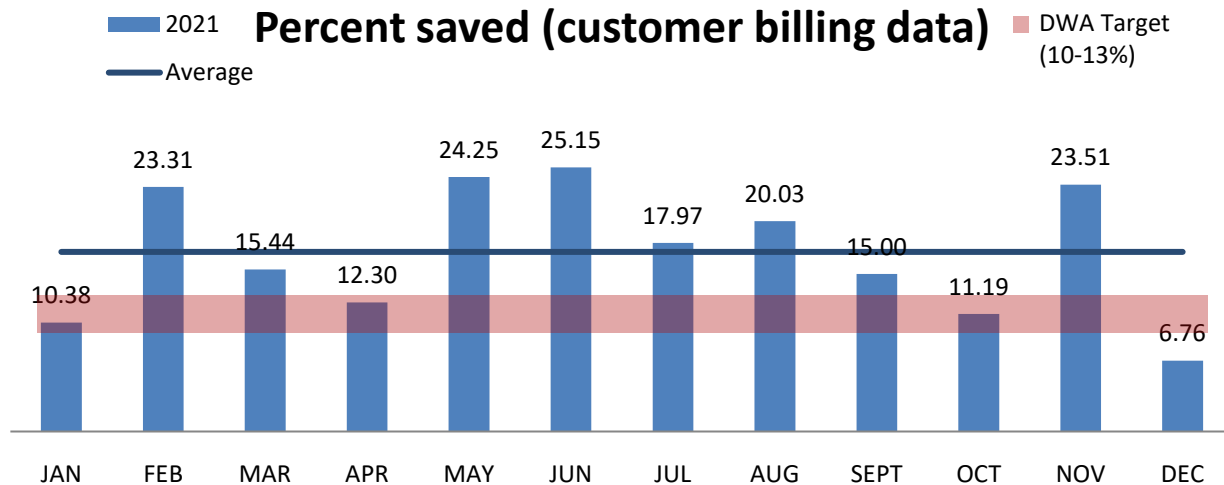
Adjourn

**STAFF REPORT
TO
DESERT WATER AGENCY
BOARD OF DIRECTORS**

JANUARY 18, 2022

RE: DECEMBER 2021 WATER USE REDUCTION FIGURES

Desert Water Agency customers achieved a 7% reduction in metered potable water consumption per meter during December 2021 compared to the same month in 2013 – the baseline year the State Water Resources Control Board (State Water Board) used to measure statewide conservation achievements during the last drought.



Over the past 12 months, consumption per meter is trending 17% lower compared to 2013. DWA is asking its customers to voluntarily save 10-13% compared to 2013 to help achieve long-term sustainability.

The Governor has asked Californians to voluntarily conserve 15% compared to last year. DWA use per meter is 4.3% down compared to last December. Though we're encouraging and incentivizing conservation, there is presently no requirement for the Agency or any of its customers to meet a certain savings requirement.

On the following page is additional information for this month.

December 2021 conservation per meter percentage	6.76%
December 2021 consumption per meter	40.85 HCF
December 2013 consumption per meter	43.81 HCF
December 2021 gross conservation percentage	0.74%
December 2021 metered potable consumption	2180.67 AF
December 2013 metered potable consumption	2196.86 AF
The percentage of the Total Monthly Potable Water Production going to residential use only for the reporting month	74.57%
Population (inclusive of seasonal residents)	71,680
Estimated R-GPCD	215.75
Number of public complaints of water waste or violation of conservation rules received during the reporting month.	38
Number of contacts with customers for actual/alleged water waste or for a violation of conservation rules.	5
Number of field visits for water waste follow up.	20
Number of citations for violation of conservation rules.	0

DESERT WATER AGENCY
PUBLIC AFFAIRS & WATER PLANNING
ACTIVITIES

DECEMBER 2021

Activities:

- 12/01 Staff attended a Coachella Valley Regional Water Management Group meeting
- 12/01 Staff Attended a Whitewater metering field visit
- 12/02 Xochitl Peña was on a live segment with KESQ
- 12/02 Xochitl Peña did a radio interview with Joey English
- 12/08 Staff attended a DWA Ad Hoc Committee meeting regarding Redistricting
- 12/07 Staff met on the Groundwater Monitoring program Work Plan and Coachella Valley Salt and Nutrient Management Plan update
- 12/07 Ashley Metzger attended a meeting to discuss “All Things Communications” for DWA 2.0
- 12/08 Staff attended a Coachella Valley Regional Water Management Group meeting
- 12/08 Staff attended an Esri team meeting
- 12/09 Xochitl Peña was on a live segment with KESQ
- 12/10 Staff attended a meeting with an advanced metering vendor regarding a possible pilot
- 12/13 Ashley Metzger attended LIHWAP/CWWAPP meeting with the County and other water agencies on customer assistance
- 12/13 Ashley Metzger had a meeting with the City of Palm Springs staff on proposed drought regulations
- 12/14 Xochitl Peña attended the ONE-PS meeting to provide updates on Desert Water Agency
- 12/14 Ashley Metzger attended a Desert Water Agency / United Way of the Desert meeting to discuss State Water Board assistance
- 12/14 Ashley Metzger had a meeting with City of Cathedral City staff to discuss proposed drought regulations
- 12/14 Staff met with consultants on area of benefit analysis
- 12/15 Staff attended a State Water Board meeting to discuss emergency drought regulations
- 12/15 Ashley Metzger attended an ACBCI/ACWA annual meeting
- 12/15 Ashley Metzger attended an ACWA Climate Change Working group meeting
- 12/16 Ashley Metzger attended a Mission Springs Water District board meeting
- 12/20 Xochitl Peña was on a live segment on KESQ
- 12/21 Staff attended a CV Water Counts meeting

- 12/22 Staff met with a vendor regarding 2022 video projects and concepts
- 12/22 Ashley Metzger met with Marion Champion of MSWD
- 12/28 Staff submitted conservation data to the SWRCB DRNC portal
- 12/29 Ashley Metzger did an interview with Joey English to air January 7

Public Information Releases/eBlasts/Customer Notifications

Dec. 6 – Desert Water Agency to hold public hearing on groundwater management

Nextdoor Customer Notifications

- Dec. 10 – DWA crews plan to replace water service lines on Cardillo Avenue in the Little Tuscany Neighborhood by the end of February
- Dec. 10 - DWA crews plan to replace water service lines on Balardo Rd. in the Old Las Palmas Neighborhood by the end of February
- Dec. 20 - DWA crews plan to replace water service lines in the Racquet Club Neighborhood by the end of February

Legislative/Regulatory Updates

- Dec. 1-23 – Coordinated with City of Palm Springs, City of Cathedral City and PS Unified School District on emergency drought regulations
- Dec. 6 - Submitted a comment letter to the SWRCB on chromium-6 MCL
- Dec. 22 - Submitted regional comment letter to the SWRCB on emergency drought regulations

Upcoming Events

- Jan. 21 – Water Counts Academy application deadline
- Jan. 26 – Public workshop on election by division
- Feb. 9 – Public workshop on election by division
- Feb. 3 to March 3 – Water Counts Academy 2022

Conservation Program Updates

28 Grass removal inspections

12 Projects pre-approved

15 Projects given final approval

14 Washing machine rebates requested

16 Washing machine rebates approved

13 Smart controller rebates requested

10 Smart controller rebates approved

801 Nozzles requested for rebate

0 Nozzles approved for rebate

0 Toilet rebates requested (commercial only)

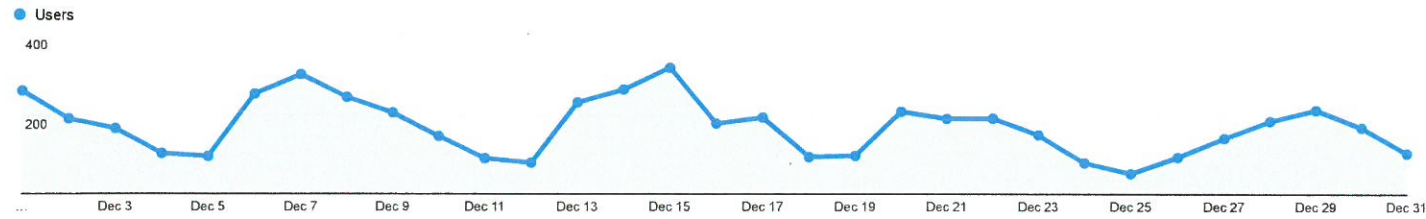
0 Toilet rebates approved (commercial only)

Audience Overview

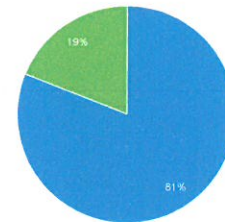
Dec 1, 2021 - Dec 31, 2021

All Users
100.00% Users

Overview

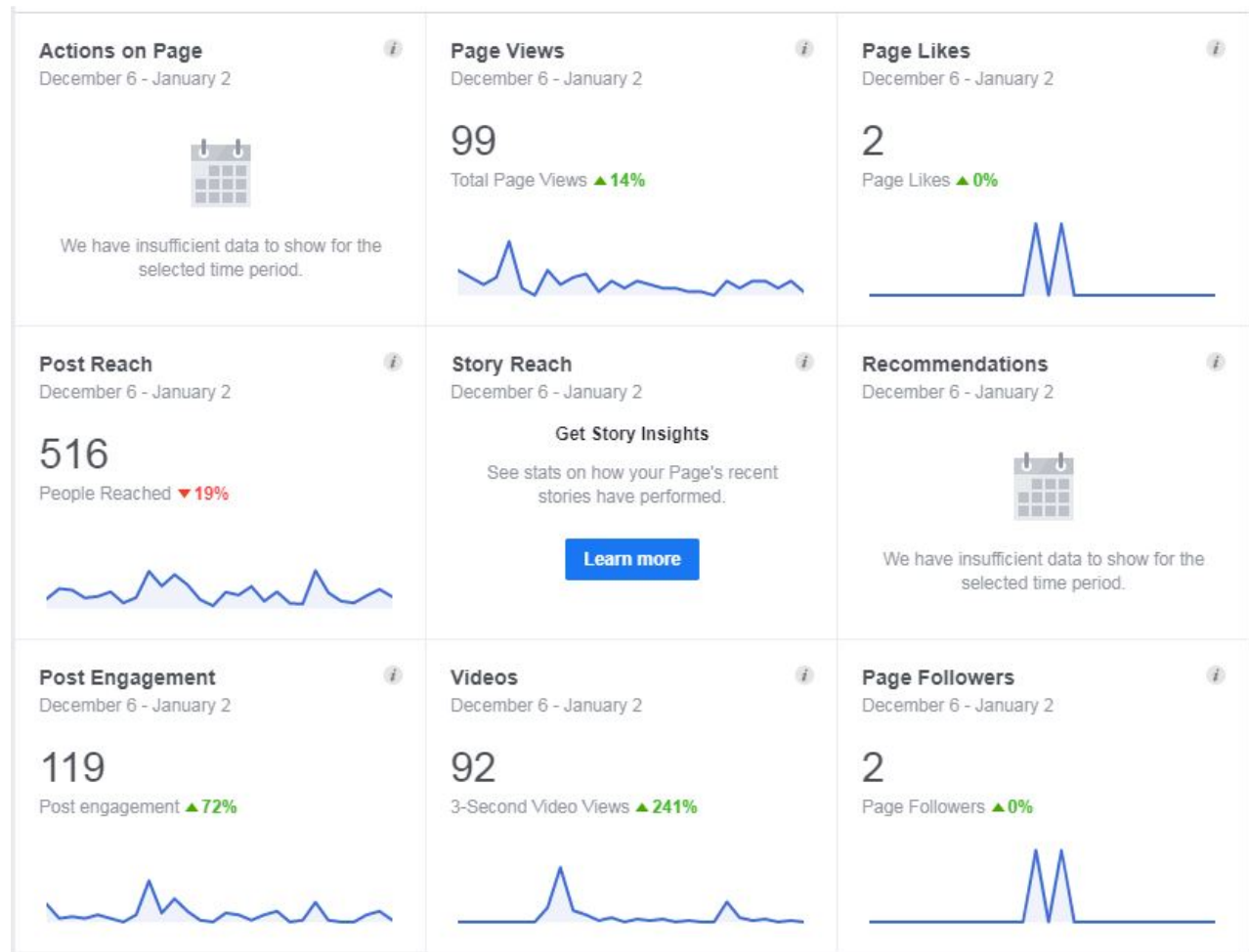



New Visitor Returning Visitor




Language	Users	% Users
1. en-us	4,349	93.93%
2. en	75	1.62%
3. en-gb	72	1.56%
4. en-ca	42	0.91%
5. zh-cn	17	0.37%
6. en-au	6	0.13%
7. es-us	6	0.13%
8. es-es	5	0.11%
9. fr-fr	5	0.11%
10. c	4	0.09%

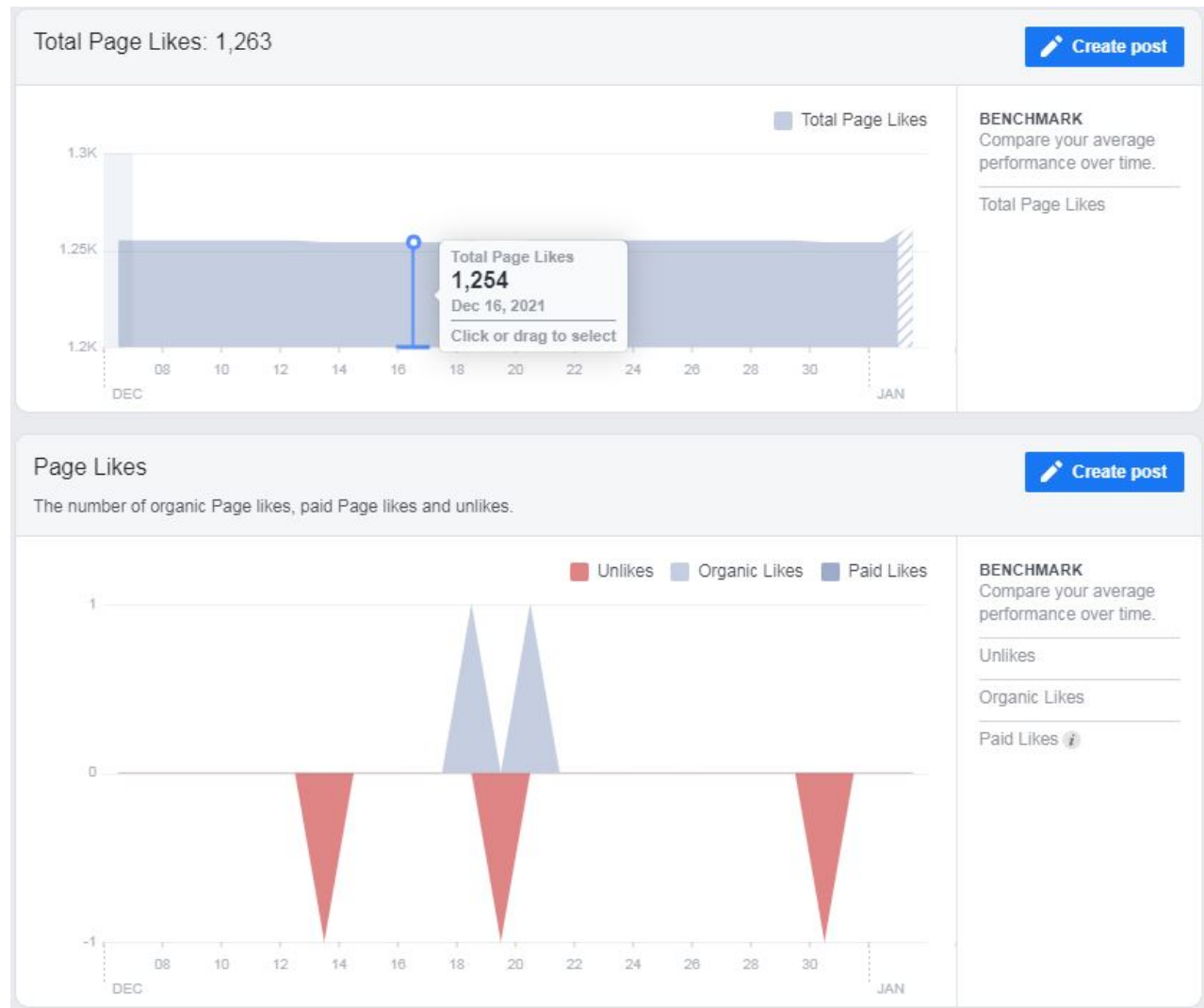
Desert Water Agency Facebook Analytics December 2021



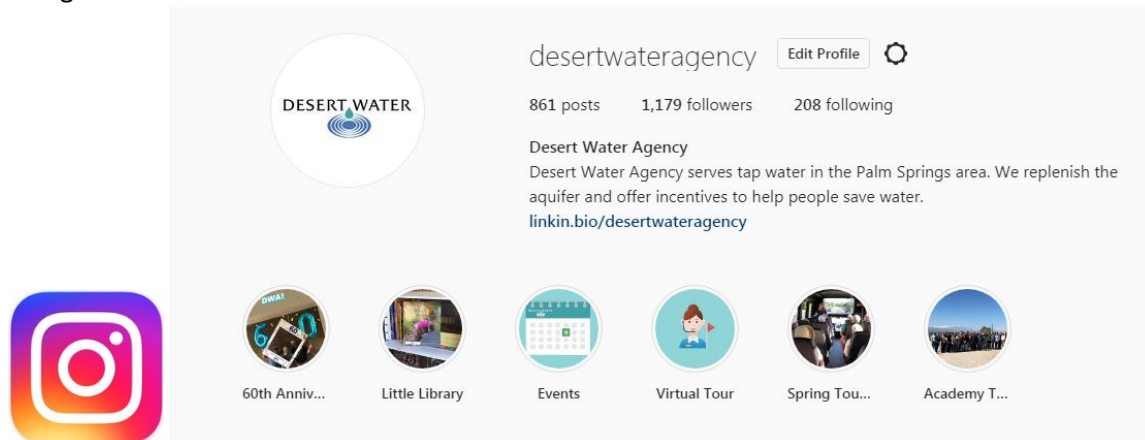
Desert Water Agency Facebook Analytics December 2021

Published	Post	Type	Targeting	Reach	Engagement
01/01/2022 12:00 pm	 Let's all resolve to save water in 2022! For ways to save go to www.dwa.org/save 🌱 #savewater #2022			68 	1 6 
12/31/2021 12:00 pm	 Did you know ... tap water is critical to the Champagne making process. Be safe and enjoy toasting to the New			51 	0 4 
12/27/2021 12:00 pm	 Did you know ... you can use your meter to check for leaks. Go to www.dwa.org/leaks to learn how. 🌱			81 	0 5 
12/24/2021 8:00 am	 We wish you a very Merry Christmas and a Happy New Year! Our office is closed today in observance of the			71 	2 7 
12/22/2021 3:58 pm	 Try thawing your turkey or other foods in the refrigerator instead of soaking in water to help conserve this holiday			71 	0 4 
12/20/2021 12:00 pm	 Cut down on water waste by replacing your old sprinklers with free efficient nozzles. Go to www.dwa.org/save to			92 	3 6 
12/16/2021 4:05 pm	 It's Ugly Sweater day at DWA! Our team really stepped it up this year. 🌱🌱 #uglyswear #UglyChristmasSweater			159 	5 12 
12/15/2021 12:00 pm	 The Monarch Butterfly migration is underway. DWA's office is a designated Monarch Waystation. Stop by and			62 	1 6 
12/13/2021 3:30 pm	 Rain ahead! Please turn your irrigation off so your plants can soak it up. 🌱🌱🌱 #RainAlert			182 	14 17 
12/10/2021 12:00 pm	 Apply for Water Counts Academy – a program that dives into water in our desert. It's hosted by CV Water Counts -			88 	4 4 
12/08/2021 12:00 pm	 The Firecracker plant is a dramatic shrub that can grow up to 4 feet high and 6 feet wide. It features coral-red			66 	0 4 
12/06/2021 2:00 pm	 Provide input on future water use in the Coachella Valley. DWA will hold a public hearing on Tuesday to consider			90 	0 5 
12/04/2021 9:00 am	 It's World Water Loss Day! Thanks to our team for finding and fixing leaks! 🌱🌱			98 	1 7 
12/03/2021 9:00 am	 Don't forget your refillable water bottle while out and about this weekend at the Palm Springs Tree lighting			39 	0 4 

Desert Water Agency Facebook Analytics December 2021



Instagram December 2021



87 Impressions



90 Impressions



187 Impressions



138 Impressions




125 Impressions



99 Impressions



324 Impressions



142 Impressions



153 Impressions

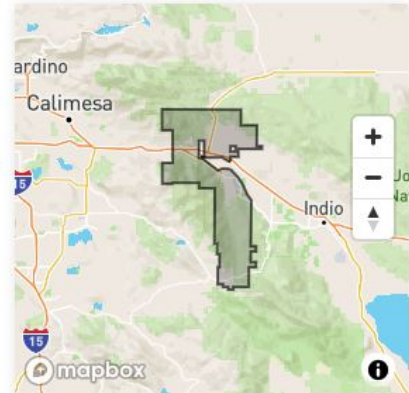
nextdoor



Desert Water Agency

1200 S Gene Autry Trl, Palm Springs

Desert Water Agency is the water utility for the Palm Springs area including outlying county areas, Desert Hot Springs, part of Cathedral City and Palm Springs. It is our responsibility to provide a safe, reliable water supply to the area we serve while See more...



Desert Water Agency

33,204 members

23,237 claimed households

140 neighborhoods

[Invite](#)



Desert Water Agency ✓

Outreach Specialist Xochitl Pena • 20 Dec



DWA Construction. Desert Water Agency crews plan to replace water service lines in the Racquet Club West neighborhood by the end of February. Once DWA is in the area, the project should take 2-3 weeks to complete.

See more...

Posted to **Subscribers of Desert Water Agency** in 1 neighborhood



2 · 56 Impressions

♡ Like

💬 1 Comment

➦ Share



Desert Water Agency ✓

Outreach Specialist Xochitl Pena • 10 Dec



DWA Construction. Desert Water Agency crews plan to replace water service lines on Belardo Road in the Old Las Palmas neighborhood by the end of February. Once DWA is in the area, the project should take about one week to complete. This project aims to improve water service reliability, avoid severe outages and reduce See more...

Posted to Subscribers of Desert Water Agency in 1 neighborhood

Be the first to react



Like



Comment



Share



Desert Water Agency ✓

Outreach Specialist Xochitl Pena • 10 Dec



DWA Construction. Desert Water Agency crews plan to replace water service lines on Cardillo Avenue in the Little Tuscany neighborhood by the end of February. Once DWA is in the area, the project should take 2-3 weeks to complete. This project aims to improve water service reliability, avoid severe outages and reduce See more...

Posted to Subscribers of Desert Water Agency in 1 neighborhood

Be the first to react



Like




Comment



Share

Desert Water Agency Twitter Analytics Dec 2021



Tweets
2,150

Following
1,507

Followers
1,211

Dec 2021 • 31 days

TWEET HIGHLIGHTS

Top Tweet earned 316 impressions

It's Ugly Sweater day at DWA! Our team really stepped it up this year. 🍷

#uglysweater #UglyChristmasSweater
pic.twitter.com/zlW6j4Vs3K



7

[View Tweet activity](#)

[View all Tweet activity](#)

Top media Tweet earned 249 impressions

Rain ahead! Please turn your irrigation off so your plants can soak it up. 🌧️🌱🌿

#RainAlert pic.twitter.com/dyhUAZs2jq



2 5

[View Tweet activity](#)

[View all Tweet activity](#)

DEC 2021 SUMMARY

Tweets
14

Tweet impressions
2,491

Profile visits
272

Mentions
1

New followers
-1

Top Follower followed by 360 people



Justin Scott-Coe

@jscottcoe [FOLLOWS YOU](#)

Water manager serving Montclair and Chino Valley communities; Riverside resident. All opinions my own.

[View profile](#)

**STAFF REPORT
TO
DESERT WATER AGENCY
BOARD OF DIRECTORS**

JANUARY 18, 2022

RE: RECOMMEND ACCEPTANCE OF THE 2020/2021 REPLACEMENT PIPELINES PROJECT (E. SONORA ROAD, E. AVENIDA PALMERA, E. AVENIDA HOKONA, E. AVENIDA OLANCHA, AVENIDA ORTEGA, S. VIA ENTRADA, VIA SOLEDAD, VIA SALIDA, S. CALLE PALO FIERRO, AND S. ARABY DRIVE)

The 2020/2021, Capital Improvement Budget included Work Order 20-161 for installation of replacement pipelines in the amount of \$2,550,000, to include project engineering, overheads, construction and inspection.

In March 2021, Board approved the reallocation of money from work order 19-113-30 to work order 20-161 in the amount of \$350,000 (for additional work and potential costs associated with COVID), amending the total budget amount for work order 20-161 to \$2,900,000.

In May 2021, Borden Excavating Inc. was awarded the contract for construction of the 2020/2021 Replacement Pipelines Project in the amount of \$1,827,060.00; the project included the replacement of 9,600 linear feet of 8" ductile iron pipe and 1,000 linear feet of 12" ductile iron pipe.

As a result of material shortages, the project schedule was delayed by 3 months. The Agency was able to reduce the construction delays by lending materials to Borden. The Contractor borrowed 400 lineal feet of ductile iron pipe and 5 fittings (total amount borrowed) from the Agency. Borden has been able to re-stock some of the items, and is expected to restock the remainder within a couple of weeks. To expedite the construction schedule, Borden added two construction crews to the project. Even with a 3-month delay in starting the job, Borden completed the work within the original construction contract completion date, with all of the pipeline completed and in service on November 5, 2021. All remaining punch list items are expected to be completed within a couple of weeks. To date, no stop notices have been filed with the Agency.

The Agency was also able to coordinate the pipeline replacement project with a City of Palm Springs paving project. The City will be replacing 4,500 linear feet of pavement as

part of their pavement rehabilitation program within the work, saving the Agency \$22,400.00 in paving costs.

There was one change order during the project. Contract Change Order No. 1 yielded a net decrease in the contract amount as a result of the following items:

- Removal of 3,200 linear feet of final overlay paving, completed by the City
- Removal of a bid item not performed
- Reduction of contract due to damages to Agency facilities and overtime inspection costs
- Increase in contract due to unknown/unmarked waterline
- Addition of additional final overlay paving to cover existing patches due to previous pipeline leaks
- Addition of raising additional valves (installed as part of the pipeline project), due to poor condition of existing valves

The adjusted contract amount is summarized as follows:

Engineer's Estimate	\$2,839,000.00
Original Contract	\$1,827,060.00
Change Order #1	(\$20,731.37)
Final Contract Amount	\$1,806,328.63

The total charges for the 2020/2021 Replacement Pipeline project, to include engineering, construction, inspection, and overheads, are approximately \$2,160,000. Staff estimates approximately \$740,000 in funds will remain in the 20-161 work order.

In the upcoming 2022/2023 budget cycle, staff will propose to combine the excess funds from the 2020/2021 Replacement Pipeline project work order 20-161 (\$740,000) and excess funds from the 2019/2020 Avenida Caballeros 30" Pipeline work order 19-113 (\$1,300,000) to increase the budget for the Avenida Caballeros 30" Pipeline project work order 20-160. The 30" pipeline is currently budgeted to replace the main between Ramon Road and Baristo Road. With the proposed amended budget, the pipeline replacement will extend between Ramon Road and East Tahquitz Canyon Road.

Fiscal Impact:

The project cost was within the approved budget. Total construction contract amount of \$1,806,328.63. The remaining \$740,000 will be available to reallocate in the 2022/2023 budget to augment the 2019/2020 Avenida Caballeros 30" Pipeline project. Finance Director Saenz has reviewed this report.

Recommendation:

Staff recommends the Board accept said work in the amount of \$1,806,328.63. Subsequent to Board acceptance, a Notice of Completion will be filed and the Agency will make final payment to Borden Excavating Inc. Thereafter, following the lien period, the Agency will release retained funds.

**STAFF REPORT
TO
DESERT WATER AGENCY
BOARD OF DIRECTORS**

JANUARY 18, 2022

**RE: REQUEST BUDGET AUGMENTATION FOR WATER
CONSERVATION PROGRAMS**

Last spring, the Governor declared a drought state of emergency in several counties that eventually expanded to the entire state. Despite recent storms in Northern California, the state remains in a drought state of emergency. Advertising and media coverage has expanded public awareness of drought conditions and prompted an uptick in participation in DWA programs.

Additionally, DWA increased the amount HOAs and businesses can qualify for to upgrade smart controllers to encourage more large-scale participation.

With 47% of the fiscal year 2021-2022 remaining, it appears that some of our current budget allocations will be insufficient to allow program participation through June.

Water Conservation Program Budget

Program	Current Budget	% Available (as of 1/12/22)
Grass Removal	\$766,600	8%
Smart Irrigation Controllers	\$35,000	2.5%
Efficient Nozzles	\$25,000	52%
EnergySTAR Washers	\$40,000	65%
Toilets (large-scale only)	\$40,000	75%

Additional funding will help ensure that customers are able to participate in conservation programs through the fiscal year. In years past, we have not required a budget augmentation mid-year. Staff's goal is to leverage the current level of program participation and engagement to achieve conservation gains.

Staff would like to augment the conservation programs budget by \$300,000 with \$265,000 of that directed to grass removal and the remaining \$35,000 intended for the smart irrigation controller program.

The City of Palm Springs may be pursuing aggressive grass removal in the near future due to the State's drought emergency regulation. If the City request exceeds this budget augmentation, staff will bring the matter back to the Board of Directors for discussion.

Staff has the ability to shift funding between the programs themselves to meet demand as it changes through the fiscal year and will do so to allow for program participation.

Fiscal Impact:

The total fiscal impact to the budget is \$300,000. Half, or \$150,000, of the requested funds would come from the General Fund Reserve for Operations and the remaining \$150,000 would come from the Operating Fund year-to-date water sales revenue in excess of anticipated revenues. Finance Director Saenz has reviewed this report.

Recommendation:

Staff requests Board authorization to augment the budget in the amount of \$300,000.

DESERT WATER AGENCY
STATEMENT OF CASH RECEIPTS AND EXPENDITURES

OPERATING ACCOUNT

DECEMBER 2021

INVESTED
RESERVE FUNDS
\$45,541,934.57

BALANCE	DECEMBER 1, 2021	\$85,314.84	
WATER SALES		\$3,210,873.13	
RECLAMATION SALES		88,756.69	
WASTEWATER RECEIPTS		104,879.75	
POWER SALES		0.00	
METERS, SERVICES, ETC.		271,790.00	
REIMBURSEMENT – GENERAL FUND		94,809.27	
REIMBURSEMENT – WASTEWATER FUND		2,292.00	
ACCOUNTS RECEIVABLE – OTHER		21,597.00	
CUSTOMER DEPOSITS – SURETY		2,128.00	
CUSTOMER DEPOSITS – CONST.		178,666.00	
LEASE REVENUE		5,887.98	
INTEREST RECEIVED ON INV. FDS.		7,625.00	
FRONT FOOTAGE FEES		0.00	
BOND SERVICE & RESERVE FUND INT		0.00	
MISCELLANEOUS		<u>13,251.26</u>	
TOTAL RECEIPTS		\$4,002,556.08	
PAYMENTS			
PAYROLL CHECKS		\$627,510.91	
PAYROLL TAXES		272,187.84	
ELECTRONIC TRANSFERS		223,795.78	
CHECKS UNDER \$10,000.00		263,588.18	
CHECKS OVER \$10,000.00 – SCH. #1		3,952,030.48	
CANCELLED CHECKS AND FEES		<u>14,138.31</u>	
TOTAL PAYMENTS		<u>\$5,353,251.50</u>	
NET INCOME		(\$1,350,695.42)	
BOND SERVICE ACCOUNT			
MONTHLY WATER SALES		\$0.00	
EXCESS RETURNED BY B/A		<u>\$0.00</u>	
BOND SERVICE FUND			\$0.00
INVESTED RESERVE FUNDS			
FUNDS MATURED		\$1,698,000.00	
FUNDS INVESTED – SCH. #3		<u>2,380,000.00</u>	
NET TRANSFER			(\$682,000.00) \$682,000.00
BALANCE	DECEMBER 31, 2021	(\$1,947,380.58)	\$46,223,934.57

DESERT WATER AGENCY
Operating Fund
Schedule #1 - Checks Over \$10,000
DESERT WATER



December 2021

Check #	Name	Description	Amount
129928	Cleanexcel	Cleaning services - November 2021	\$ 14,772.00
129929	Four Seasons at Palm Springs	Smart Irrigation Controller Rebate	\$ 10,750.00
129962	Backflow Apparatus & Valve Co.	Water service supplies	\$ 36,012.62
129964	Beck Oil Inc	Fuel purchase	\$ 13,453.53
129965	Best Best & Krieger LLP	Legal fees	\$ 36,738.53
129976	ESRI	Small government & local utility ESRI advantage program	\$ 82,100.00
129977	Ferguson Waterworks	Water service supplies	\$ 23,791.08
129991	Krieger & Stewart Inc.	Engineering Services	\$ 47,166.70
130008	Proforma Socal Inc	Bill & Envelope stock	\$ 11,029.93
130021	Singer Lewak LLP	ERP Consulting (W/O # 20-178-M) & IT Governance	\$ 14,400.00
130023	Southern Calif Edison	Power	\$ 1,679,542.86
130034	Z&L Paving	Paving	\$ 12,649.50
130202	Beck Oil Inc	Fuel purchase	\$ 11,095.90
130203	Borden Excavating Inc.	2020/2021 Replacement pipelines	\$ 1,703,312.00
130211	Cleanexcel	Cleaning services - November 2021	\$ 15,072.00
130221	Fastenal Company	Atrium Fall Protection System	\$ 10,124.19
130229	Iconix Waterworks Inc	Water service supplies	\$ 21,031.01
130248	Pompa Tree Services	Second phase of PS North property fire prevention	\$ 73,700.00
130253	Singer Lewak LLP	ERP Consulting (W/O # 20-178-M) & IT Governance	\$ 47,372.66
130255	Southern Calif Edison	Power	\$ 18,392.77
130256	SWRCB Accounting Office	Annual Permit Fee	\$ 46,212.00
130259	Thatcher Company of California	Water service supplies	\$ 23,311.20
Total			\$ 3,952,030.48

Monthly Investment Portfolio Report

As of 12/31/2021

AGG- Operating Fund (213426)

Dated: 01/12/2022

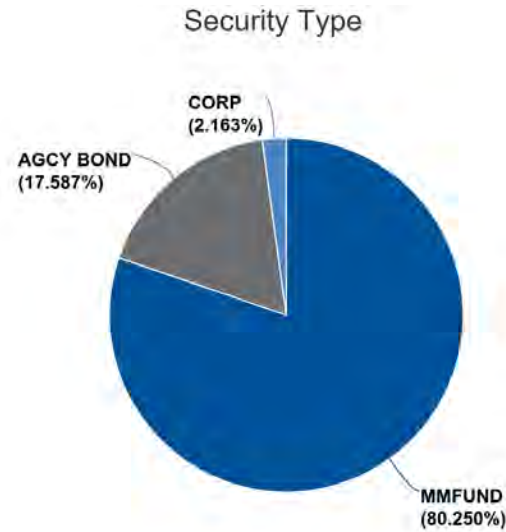


Chart calculated by: PAR Value

MMFUND

Description, Broker	Settle Date	Next Call Date	Effective Maturity	Final Maturity	PAR Value	Original Cost	Market Value	Yield to Maturity
LAIF Money Market Fund LAIF - OP	---	---	12/31/2021	12/31/2021	37,098,420.67	37,098,420.67	37,098,420.67	---
LAIF Money Market Fund LAIF - OP	---	---	12/31/2021	12/31/2021	37,098,420.67	37,098,420.67	37,098,420.67	---

AGCY BOND

Description, Broker	Settle Date	Next Call Date	Effective Maturity	Final Maturity	PAR Value	Original Cost	Market Value	Yield to Maturity
FEDERAL FARM CREDIT BANKS FUNDING CORP UnionBanc OP	04/29/2021	04/28/2023	04/28/2025	04/28/2025	1,000,000.00	999,500.00	985,006.00	1.070%
FEDERAL HOME LOAN BANKS UnionBanc OP	06/28/2021	03/30/2022	09/30/2024	09/30/2024	1,000,000.00	1,000,000.00	984,982.00	0.955%
FEDERAL HOME LOAN BANKS UnionBanc OP	09/30/2021	03/30/2022	09/30/2026	09/30/2026	1,000,000.00	1,000,000.00	983,467.00	1.381%
FEDERAL HOME LOAN BANKS UnionBanc OP	09/24/2021	---	09/13/2024	09/13/2024	1,130,000.00	1,125,513.90	1,113,144.92	0.936%
FEDERAL HOME LOAN MORTGAGE CORP UnionBanc OP	08/20/2020	08/20/2022	08/20/2025	08/20/2025	1,000,000.00	1,000,000.00	982,287.00	1.123%
FEDERAL NATIONAL MORTGAGE ASSOCIATION UnionBanc OP	06/30/2020	03/30/2022	06/30/2025	06/30/2025	1,000,000.00	1,000,000.00	986,107.00	1.136%
FEDERAL NATIONAL MORTGAGE ASSOCIATION UnionBanc OP	08/12/2020	08/12/2022	08/12/2025	08/12/2025	1,000,000.00	1,000,000.00	979,664.00	1.136%
FEDERAL NATIONAL MORTGAGE ASSOCIATION UnionBanc OP	12/16/2020	03/14/2022	06/14/2024	06/14/2024	1,000,000.00	1,000,500.00	986,641.00	0.927%
--- UnionBanc OP	---	---	04/30/2025	04/30/2025	8,130,000.00	8,125,513.90	8,001,298.92	1.081%

Monthly Investment Portfolio Report
As of 12/31/2021

AGG- Operating Fund (213426)
Dated: 01/12/2022

CORP

Description, Broker	Settle Date	Next Call Date	Effective Maturity	Final Maturity	PAR Value	Original Cost	Market Value	Yield to Maturity
JPMORGAN CHASE BANK, NATIONAL ASSOCIATION UnionBanc OP	06/22/2021	---	12/23/2024	12/23/2024	1,000,000.00	1,000,000.00	986,230.00	0.890%
JPMORGAN CHASE BANK, NATIONAL ASSOCIATION UnionBanc OP	06/22/2021	---	12/23/2024	12/23/2024	1,000,000.00	1,000,000.00	986,230.00	0.890%

Summary

Description, Broker	Settle Date	Next Call Date	Effective Maturity	Final Maturity	PAR Value	Original Cost	Market Value	Yield to Maturity
---	---	---	08/22/2022	08/22/2022	46,228,420.67	46,223,934.57	46,085,949.59	1.060%

* Grouped by: Security Type. * Groups Sorted by: Ending Market Value + Accrued. * Filtered By: Description ≠ "Receivable". * Weighted by: Ending Market Value + Accrued.

DESERT WATER AGENCY
STATEMENT OF CASH RECEIPTS AND EXPENDITURES

GENERAL ACCOUNT

DECEMBER 2021

INVESTED
RESERVE FUNDS
\$178,912,336.74

BALANCE	DECEMBER 1, 2021	(\$1,662.95)	
* TAXES - RIVERSIDE COUNTY		5,940,834.96	
* INTEREST EARNED - INV. FUNDS		117,111.29	
GROUNDWATER REPLEN. ASSESSMENT		0.00	
REIMBURSEMENT - OPERATING FUND		0.00	
REIMBURSEMENT - CVWD MGMT		0.00	
STATE WATER PROJECT REFUNDS		0.00	
REIMB - CVWD - WHITEWATER HYDRO		0.00	
POWER SALES - WHITEWATER		0.00	
MISCELLANEOUS		<u>1,065.12</u>	
TOTAL RECEIPTS		\$6,059,011.37	
PAYMENTS			
CHECKS UNDER \$10,000.00		13,816.54	
CHECKS OVER \$10,000.00 - SCH. #1		886,218.27	
CANCELLED CHECKS AND FEES		<u>0.00</u>	
TOTAL PAYMENTS		<u>\$900,034.81</u>	
NET INCOME		\$5,158,976.56	
INVESTED RESERVE FUNDS			
FUNDS MATURED		3,680,000.00	
FUNDS INVESTED – SCH. #2		<u>8,966,400.00</u>	
NET TRANSFER		(\$5,286,400.00)	\$5,286,400.00
BALANCE	DECEMBER 31, 2021	(\$129,086.39)	\$184,198,736.74
* INCLUSIVE TO DATE		TAXES	INTEREST
RECEIPTS IN FISCAL YEAR		\$7,638,090.11	\$787,798.08
RECEIPTS IN CALENDAR YEAR		\$36,169,589.65	\$1,601,904.85

DESERT WATER AGENCY

General Fund

Schedule #1 - Checks Over \$10,000

DESERT WATER



December 2021

Check #	Name	Description	Amount
9603	Desert Water Agency - Operating	Operating Fund Reimbursement - November 2021	\$ 94,809.27
9606	State of California Department of Water Resources	State Water Project - December 2021	\$ 791,409.00
Total			\$ 886,218.27

Monthly Investment Portfolio Report

As of 12/31/2021

AGG- General Fund (213428)

Dated: 01/12/2022

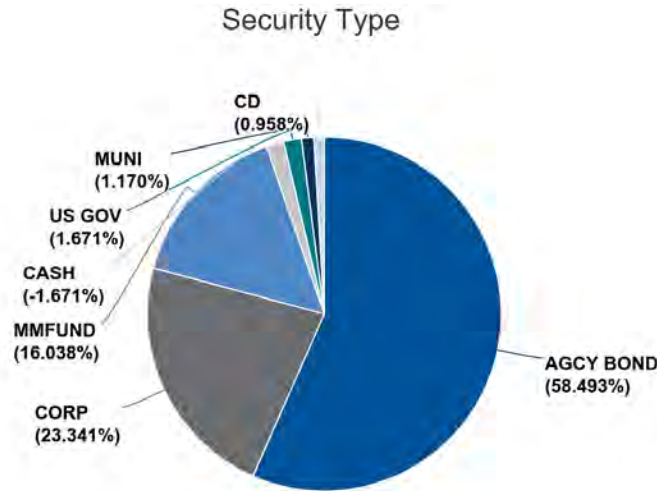


Chart calculated by: PAR Value

AGCY BOND

Description, Broker	Settle Date	Next Call Date	Effective Maturity	Final Maturity	PAR Value	Original Cost	Market Value	Yield to Maturity
FEDERAL FARM CREDIT BANKS FUNDING CORP Alamo Capital	08/04/2020	01/15/2022	08/04/2025	08/04/2025	3,000,000.00	3,000,005.00	2,951,481.00	1.131%
FEDERAL FARM CREDIT BANKS FUNDING CORP Alamo Capital	10/15/2020	01/15/2022	10/15/2024	10/15/2024	3,000,000.00	2,995,500.00	2,953,458.00	0.965%
FEDERAL FARM CREDIT BANKS FUNDING CORP Alamo Capital	01/05/2021	01/15/2022	04/05/2024	04/05/2024	3,000,000.00	3,000,000.00	2,959,878.00	0.869%
FEDERAL FARM CREDIT BANKS FUNDING CORP Alamo Capital	02/12/2021	01/15/2022	11/12/2024	11/12/2024	3,000,000.00	3,000,000.00	2,942,757.00	0.977%
FEDERAL FARM CREDIT BANKS FUNDING CORP UnionBanc GF	12/22/2020	12/22/2022	12/22/2025	12/22/2025	3,000,000.00	3,000,000.00	2,919,174.00	1.166%
FEDERAL FARM CREDIT BANKS FUNDING CORP Piper Sandler	10/15/2020	01/15/2022	10/15/2024	10/15/2024	3,000,000.00	3,000,000.00	2,955,849.00	0.966%
FEDERAL FARM CREDIT BANKS FUNDING CORP Piper Sandler	12/28/2020	01/15/2022	12/21/2023	12/21/2023	3,000,000.00	3,000,000.00	2,967,888.00	0.758%
FEDERAL FARM CREDIT BANKS FUNDING CORP Piper Sandler	11/05/2021	10/20/2022	10/20/2026	10/20/2026	3,000,000.00	2,988,000.00	2,959,812.00	1.429%
FEDERAL FARM CREDIT BANKS FUNDING CORP Stifel	10/16/2020	01/15/2022	03/28/2024	03/28/2024	3,000,000.00	3,000,000.00	2,962,623.00	0.862%
FEDERAL HOME LOAN BANKS Alamo Capital	04/09/2021	02/18/2022	11/18/2024	11/18/2024	3,000,000.00	2,989,263.00	2,942,205.00	0.980%
FEDERAL HOME LOAN BANKS Alamo Capital	09/30/2021	09/30/2022	09/30/2026	09/30/2026	3,000,000.00	3,000,000.00	2,948,646.00	1.373%
FEDERAL HOME LOAN BANKS Alamo Capital	12/30/2021	12/30/2022	12/30/2024	12/30/2024	3,000,000.00	3,000,005.00	2,998,122.00	1.184%
FEDERAL HOME LOAN BANKS UnionBanc GF	12/30/2020	01/15/2022	12/30/2025	12/30/2025	3,000,000.00	3,000,000.00	2,923,500.00	1.174%
FEDERAL HOME LOAN BANKS UnionBanc GF	06/28/2021	03/30/2022	09/30/2024	09/30/2024	3,000,000.00	3,000,000.00	2,954,946.00	0.955%

Monthly Investment Portfolio Report

As of 12/31/2021

AGG- General Fund (213428)

Dated: 01/12/2022

Description, Broker	Settle Date	Next Call Date	Effective Maturity	Final Maturity	PAR Value	Original Cost	Market Value	Yield to Maturity
FEDERAL HOME LOAN BANKS UnionBanc GF	09/30/2021	03/30/2022	09/30/2026	09/30/2026	3,000,000.00	3,000,000.00	2,950,401.00	1.381%
FEDERAL HOME LOAN BANKS Piper Sandler	01/28/2021	01/15/2022	03/28/2024	03/28/2024	3,000,000.00	3,000,000.00	2,960,655.00	0.862%
FEDERAL HOME LOAN BANKS Piper Sandler	02/17/2021	02/17/2022	02/17/2026	02/17/2026	3,000,000.00	3,000,000.00	2,928,216.00	1.221%
FEDERAL HOME LOAN BANKS Piper Sandler	02/26/2021	02/26/2022	11/26/2024	11/26/2024	3,000,000.00	3,000,000.00	2,941,434.00	0.984%
FEDERAL HOME LOAN BANKS Piper Sandler	04/22/2021	01/29/2022	04/29/2024	04/29/2024	3,000,000.00	3,000,000.00	2,964,597.00	0.888%
FEDERAL HOME LOAN BANKS Piper Sandler	09/30/2021	03/30/2022	09/30/2026	09/30/2026	3,000,000.00	3,000,000.00	2,951,388.00	1.384%
FEDERAL HOME LOAN BANKS Piper Sandler	09/30/2021	09/30/2022	09/30/2026	09/30/2026	3,000,000.00	3,000,000.00	2,948,646.00	1.373%
FEDERAL HOME LOAN BANKS Stifel	02/25/2021	02/25/2022	11/25/2024	11/25/2024	3,000,000.00	3,000,000.00	2,945,721.00	0.984%
FEDERAL HOME LOAN BANKS Stifel	03/30/2021	03/30/2022	09/30/2024	09/30/2024	2,000,000.00	2,000,000.00	1,975,652.00	0.960%
FEDERAL HOME LOAN BANKS Stifel	06/28/2021	03/28/2022	02/28/2024	02/28/2024	3,000,000.00	3,000,000.00	2,962,038.00	0.843%
FEDERAL HOME LOAN MORTGAGE CORP Alamo Capital	09/30/2020	03/30/2022	09/30/2025	09/30/2025	3,000,000.00	3,000,000.00	2,919,750.00	1.131%
FEDERAL HOME LOAN MORTGAGE CORP UnionBanc GF	08/20/2020	08/20/2022	08/20/2025	08/20/2025	3,000,000.00	3,000,000.00	2,946,861.00	1.123%
FEDERAL HOME LOAN MORTGAGE CORP Piper Sandler	06/25/2020	06/25/2022	06/25/2025	06/25/2025	3,000,000.00	3,000,000.00	2,959,041.00	1.101%
FEDERAL HOME LOAN MORTGAGE CORP Piper Sandler	08/26/2020	02/26/2022	08/26/2024	08/26/2024	3,000,000.00	3,000,000.00	2,965,287.00	0.943%
FEDERAL HOME LOAN MORTGAGE CORP Stifel	10/28/2020	10/28/2022	10/28/2024	10/28/2024	3,000,000.00	3,000,000.00	2,953,236.00	0.971%
FEDERAL HOME LOAN MORTGAGE CORP Stifel	11/30/2020	11/30/2022	05/30/2024	05/30/2024	3,000,000.00	3,000,000.00	2,961,762.00	0.894%
FEDERAL NATIONAL MORTGAGE ASSOCIATION Alamo Capital	08/25/2020	---	08/25/2025	08/25/2025	3,000,000.00	2,985,965.00	2,919,720.00	1.125%
FEDERAL NATIONAL MORTGAGE ASSOCIATION Alamo Capital	09/06/2019	---	09/06/2022	09/06/2022	1,000,000.00	996,520.00	1,007,493.00	0.272%
FEDERAL NATIONAL MORTGAGE ASSOCIATION UnionBanc GF	07/15/2020	04/15/2022	07/15/2025	07/15/2025	3,000,000.00	3,000,000.00	2,956,722.00	1.147%
FEDERAL NATIONAL MORTGAGE ASSOCIATION UnionBanc GF	08/12/2020	08/12/2022	08/12/2025	08/12/2025	3,000,000.00	3,000,000.00	2,938,992.00	1.136%
FEDERAL NATIONAL MORTGAGE ASSOCIATION UnionBanc GF	12/16/2020	03/14/2022	06/14/2024	06/14/2024	3,000,000.00	3,001,500.00	2,959,923.00	0.927%
FEDERAL NATIONAL MORTGAGE ASSOCIATION Piper Sandler	12/14/2020	03/14/2022	06/14/2024	06/14/2024	3,000,000.00	3,000,000.00	2,959,923.00	0.927%
---	---	---	03/14/2025	03/14/2025	105,000,000.00	104,956,758.00	103,317,797.00	1.053%

CORP

Description, Broker	Settle Date	Next Call Date	Effective Maturity	Final Maturity	PAR Value	Original Cost	Market Value	Yield to Maturity
3M CO Stifel	06/05/2020	03/15/2025	03/15/2025	04/15/2025	3,000,000.00	3,258,120.00	3,127,530.00	1.325%
APPLE INC Alamo Capital	09/16/2019	08/11/2024	08/11/2024	09/11/2024	1,000,000.00	990,552.00	1,020,876.00	1.012%
APPLE INC UnionBanc GF	01/27/2021	08/11/2024	08/11/2024	09/11/2024	3,000,000.00	3,150,000.00	3,062,628.00	1.012%
APPLE INC Stifel	09/24/2020	04/11/2025	05/11/2025	05/11/2025	2,000,000.00	2,055,740.00	1,994,862.00	1.203%
APPLE INC Stifel	03/26/2021	01/08/2026	02/08/2026	02/08/2026	1,000,000.00	986,200.00	977,006.00	1.277%

Monthly Investment Portfolio Report

As of 12/31/2021

AGG- General Fund (213428)

Dated: 01/12/2022

Description, Broker	Settle Date	Next Call Date	Effective Maturity	Final Maturity	PAR Value	Original Cost	Market Value	Yield to Maturity
BANK OF NEW YORK MELLON CORP Alamo Capital	05/06/2020	03/24/2025	03/24/2025	04/24/2025	1,000,000.00	1,020,005.00	1,007,177.00	1.378%
CATERPILLAR FINANCIAL SERVICES CORP Alamo Capital	12/17/2020	---	09/14/2023	09/14/2023	3,000,000.00	3,012,276.48	2,985,525.00	0.736%
CHEVRON CORP Stifel	07/08/2020	01/03/2024	01/03/2024	03/03/2024	3,000,000.00	3,239,700.00	3,118,827.00	1.046%
CITIBANK NA Stifel	06/24/2020	12/23/2023	12/23/2023	01/23/2024	3,000,000.00	3,297,000.00	3,156,966.00	1.076%
EXXON MOBIL CORP UnionBanc GF	11/22/2019	01/01/2023	01/01/2023	03/01/2023	2,000,000.00	2,055,180.00	2,042,080.00	0.908%
EXXON MOBIL CORP UnionBanc GF	03/17/2020	---	08/16/2022	08/16/2022	3,000,000.00	3,037,470.00	3,026,178.00	0.502%
JOHN DEERE CAPITAL CORP Alamo Capital	02/08/2021	---	01/15/2026	01/15/2026	3,000,000.00	3,000,000.00	2,909,874.00	1.469%
JOHN DEERE CAPITAL CORP Alamo Capital	04/03/2020	---	09/08/2022	09/08/2022	1,000,000.00	1,003,535.00	1,011,956.00	0.403%
MICROSOFT CORP Stifel	12/20/2019	02/01/2023	02/01/2023	05/01/2023	2,000,000.00	2,034,620.00	2,037,774.00	0.946%
MICROSOFT CORP Stifel	02/10/2021	08/03/2025	08/03/2025	11/03/2025	3,000,000.00	3,337,530.00	3,200,307.00	1.335%
TOYOTA MOTOR CREDIT CORP Alamo Capital	10/21/2019	---	10/07/2024	10/07/2024	1,500,000.00	1,499,994.00	1,532,166.00	1.209%
TOYOTA MOTOR CREDIT CORP Alamo Capital	02/19/2019	---	07/13/2022	07/13/2022	1,400,000.00	1,399,076.00	1,417,081.40	0.506%
TOYOTA MOTOR CREDIT CORP Alamo Capital	07/18/2019	---	09/08/2022	09/08/2022	1,000,000.00	1,000,000.00	1,010,577.00	0.602%
VISA INC Stifel	01/30/2020	10/14/2022	10/14/2022	12/14/2022	2,000,000.00	2,065,680.00	2,035,914.00	0.903%
WALMART INC Stifel	06/18/2020	10/15/2024	10/15/2024	12/15/2024	2,000,000.00	2,173,300.00	2,093,410.00	1.041%
---	---	---	03/25/2024	04/26/2024	41,900,000.00	43,615,978.47	42,768,714.40	1.020%

MMFUND

Description, Broker	Settle Date	Next Call Date	Effective Maturity	Final Maturity	PAR Value	Original Cost	Market Value	Yield to Maturity
LAIF Money Market Fund LAIF - GF	---	---	12/31/2021	12/31/2021	28,790,087.52	28,790,087.52	28,790,087.52	---
LAIF Money Market Fund LAIF - GF	---	---	12/31/2021	12/31/2021	28,790,087.52	28,790,087.52	28,790,087.52	---

US GOV

Description, Broker	Settle Date	Next Call Date	Effective Maturity	Final Maturity	PAR Value	Original Cost	Market Value	Yield to Maturity
UNITED STATES TREASURY UnionBanc GF	05/27/2021	---	11/15/2023	11/15/2023	3,000,000.00	3,005,156.25	2,975,156.25	0.696%
UNITED STATES TREASURY UnionBanc GF	05/27/2021	---	11/15/2023	11/15/2023	3,000,000.00	3,005,156.25	2,975,156.25	0.696%

MUNI

Description, Broker	Settle Date	Next Call Date	Effective Maturity	Final Maturity	PAR Value	Original Cost	Market Value	Yield to Maturity
EL CAJON CALIF UnionBanc GF	02/08/2021	---	04/01/2024	04/01/2024	300,000.00	302,583.00	295,767.00	1.567%
EL CAJON CALIF UnionBanc GF	02/08/2021	---	04/01/2023	04/01/2023	400,000.00	402,124.00	399,832.00	0.683%

Monthly Investment Portfolio Report

As of 12/31/2021

AGG- General Fund (213428)

Dated: 01/12/2022

Description, Broker	Settle Date	Next Call Date	Effective Maturity	Final Maturity	PAR Value	Original Cost	Market Value	Yield to Maturity
MONTEREY PK CALIF PENSION OBLIG UnionBanc GF	02/16/2021	---	06/01/2025	06/01/2025	400,000.00	403,156.00	389,636.00	1.670%
MONTEREY PK CALIF PENSION OBLIG UnionBanc GF	02/16/2021	---	06/01/2023	06/01/2023	450,000.00	450,643.50	446,319.00	0.946%
MONTEREY PK CALIF PENSION OBLIG UnionBanc GF	02/16/2021	---	06/01/2024	06/01/2024	550,000.00	552,255.00	539,044.00	1.468%
--- UnionBanc GF	---	---	02/21/2024	02/21/2024	2,100,000.00	2,110,761.50	2,070,598.00	1.256%

CD

Description, Broker	Settle Date	Next Call Date	Effective Maturity	Final Maturity	PAR Value	Original Cost	Market Value	Yield to Maturity
Ally Bank Piper Sandler	05/30/2019	---	05/31/2022	05/31/2022	245,000.00	245,000.00	247,298.10	0.230%
Goldman Sachs Bank USA Piper Sandler	06/05/2019	---	06/06/2022	06/06/2022	245,000.00	245,000.00	247,395.61	0.224%
JPMorgan Chase Bank, National Association Alamo Capital	02/08/2021	04/16/2022	01/16/2026	01/16/2026	250,000.00	250,000.00	243,820.50	1.227%
Morgan Stanley Bank, N.A. Piper Sandler	06/06/2019	---	06/06/2022	06/06/2022	245,000.00	245,000.00	247,448.29	0.224%
Morgan Stanley Private Bank, National Association Piper Sandler	06/06/2019	---	06/06/2022	06/06/2022	245,000.00	245,000.00	247,448.29	0.224%
Sallie Mae Bank Piper Sandler	05/29/2019	---	05/31/2022	05/31/2022	245,000.00	245,000.00	247,298.10	0.230%
Synchrony Bank Piper Sandler	06/07/2019	---	06/07/2022	06/07/2022	245,000.00	245,000.00	247,304.23	0.225%
--- ---	---	---	12/08/2022	12/08/2022	1,720,000.00	1,720,000.00	1,728,013.10	0.367%

CASH

Description, Broker	Settle Date	Next Call Date	Effective Maturity	Final Maturity	PAR Value	Original Cost	Market Value	Yield to Maturity
Cash Alamo Capital	---	---	12/31/2021	12/31/2021	-3,000,005.00	-3,000,005.00	-3,000,005.00	---
Cash Alamo Capital	---	---	12/31/2021	12/31/2021	-3,000,005.00	-3,000,005.00	-3,000,005.00	---

Summary

Description, Broker	Settle Date	Next Call Date	Effective Maturity	Final Maturity	PAR Value	Original Cost	Market Value	Yield to Maturity
---	---	---	06/13/2024	06/20/2024	179,510,082.52	181,198,736.74	178,650,361.28	1.032%

* Grouped by: Security Type. * Groups Sorted by: Ending Market Value + Accrued. * Filtered By: Description ≠ "Receivable". * Weighted by: Ending Market Value + Accrued.

DESERT WATER AGENCY
STATEMENT OF CASH RECEIPTS AND EXPENDITURES

WASTEWATER ACCOUNT

DECEMBER 2021

INVESTED
RESERVE FUNDS
\$1,722,177.56

BALANCE	DECEMBER 1, 2021	(\$351.10)		
ACCOUNTS RECEIVABLE - OTHER		\$0.00		
CUSTOMER DEPOSITS - CONSTRUCTION		0.00		
INTEREST EARNED - INVESTED FUNDS		0.00		
WASTEWATER REVENUE		88,041.60		
SEWER CAPACITY CHARGES		2,012.00		
MISCELLANEOUS		<u>280.00</u>		
TOTAL RECEIPTS		\$90,333.60		
PAYMENTS				
CHECKS UNDER \$10,000.00		\$11,211.10		
CHECKS OVER \$10,000.00 - SCH. #1		62,399.95		
CANCELLED CHECKS AND FEES		<u>0.00</u>		
TOTAL PAYMENTS		<u>\$73,611.05</u>		
NET INCOME		\$16,722.55		
INVESTED RESERVE FUNDS				
FUNDS MATURED		\$400.00		
FUNDS INVESTED – SCH. #2		<u>0.00</u>		
NET TRANSFER			\$400.00	(\$400.00)
BALANCE	DECEMBER 31, 2021		<u>\$16,771.45</u>	<u>\$1,721,777.56</u>

DESERT WATER AGENCY

Wastewater Fund

Schedule #1 - Checks Over \$10,000

DESERT WATER



December 2021

Check #	Name	Description	Amount
3407	Coachella Valley Water District	Wastewater Revenue Billing for November 2021	\$ 62,399.95
Total			\$ 62,399.95

Security Type




Chart calculated by: PAR Value

MMFUND								
Description, Broker	Settle Date	Next Call Date	Effective Maturity	Final Maturity	PAR Value	Original Cost	Market Value	Yield to Maturity
LAIF Money Market Fund LAIF - WW	---	---	12/31/2021	12/31/2021	1,721,777.56	1,721,777.56	1,721,777.56	---
LAIF Money Market Fund LAIF - WW	---	---	12/31/2021	12/31/2021	1,721,777.56	1,721,777.56	1,721,777.56	---

* Grouped by: Security Type. * Groups Sorted by: Ending Market Value + Accrued. * Filtered By: Description ≠ "Receivable". * Weighted by: Ending Market Value + Accrued.

DESERT WATER AGENCY

Investment Portfolio Reporting Requirements

*as required by DWA Resolution 886, Section VII
& California Government Code Section 53646*

as of

December 31, 2021

Statement of Compliance

The Desert Water Agency portfolio is in compliance with the Agency's investment policy and guidelines for investment of Agency funds as outlined in DWA Resolution 886 and updated by Resolution 1200.

Statement of Agency's Ability to Meet Six-Month Expenditure Requirements

Desert Water Agency has the ability to meet its expenditure requirements for the next six months.

Description of Investments

Agency Bonds

Securities issued by a government-sponsored enterprise or by a federal government department other than the U.S. Treasury.

Bank Deposits

Agency funds on deposit in the General Fund, Operating Fund and Wastewater Fund active checking accounts for use in meeting the daily cash flow requirements of the Agency.

Certificate of Deposits (CD)

Interest bearing time deposit. FDIC insured up to \$250,000 per depositor, per FDIC-insured bank.

Corporate Notes

Debt securities issued by a for-profit company.

Money Market Funds

High quality, short-term debt instruments, cash and cash equivalents. Utilized for overnight holding of investment proceeds prior to reinvesting or transferring to Agency checking accounts.

Municipal Bonds

Fixed income securities issued by states, cities, counties, special districts and other governmental entities.

Treasury Notes

Fixed income securities issued by the federal government with maturities between two and ten years backed by the full faith and credit of the United States government.

Funds Managed by Contracted Parties - LAIF

The Desert Water Agency has contracted with the California Local Agency Investment Fund (LAIF) for investment of Agency funds. LAIF is a voluntary program created by Section 16429.1 et seq. of the California Government Code. LAIF is an investment alternative for California's local governments and special districts. This program offers local agencies the opportunity to participate in a major portfolio, which invests hundreds of millions of dollars, using the investment expertise of the state Treasurer's Office professional investment staff at no additional cost to the taxpayer or ratepayer. All Agency funds invested with LAIF are available for withdrawal upon demand and may not be altered, impaired or denied in any way (California Government Code Section 16429.4).

Market Value Source

Current market values are provided by Clearwater Analytics for all investment types other than LAIF. LAIF market values are recorded at PAR value.

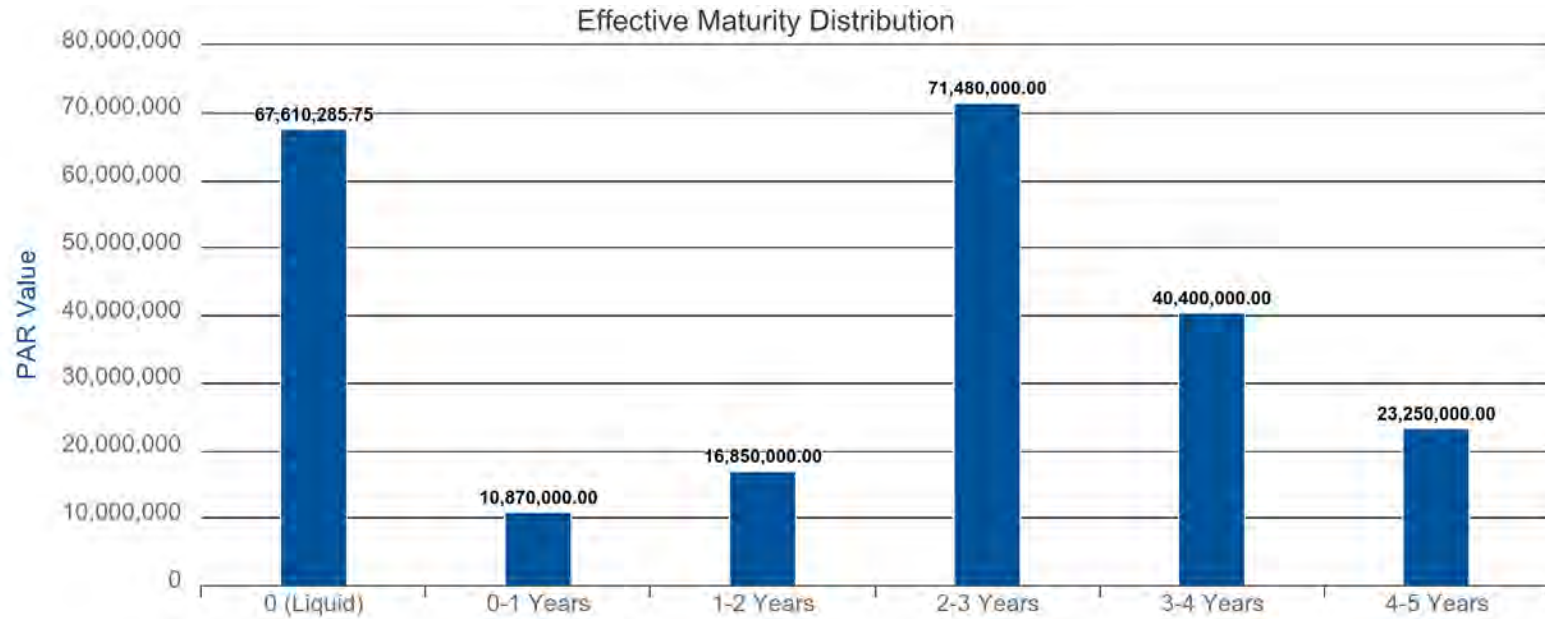
Esther Saenz
Finance Director
Desert Water Agency

Effective Maturity Distribution Summary

As of 12/31/2021

AGG-ALL (219610)

Dated: 01/12/2022



0 (Liquid)

DWA Fund	Account	Identifier	Description	Security Type	PAR Value	Ending Effective Maturity	Final Maturity
General Fund	LAIF - GF	LAIFMMF	LAIF Money Market Fund	MMFUND	28,790,087.52	12/31/2021	12/31/2021
Operating Fund	LAIF - OP	LAIFMMF	LAIF Money Market Fund	MMFUND	37,098,420.67	12/31/2021	12/31/2021
Wastewater Fund	LAIF - WW	LAIFMMF	LAIF Money Market Fund	MMFUND	1,721,777.56	12/31/2021	12/31/2021
---	---	LAIFMMF	LAIF Money Market Fund	MMFUND	67,610,285.75	12/31/2021	12/31/2021

0-1 Years

DWA Fund	Account	Identifier	Description	Security Type	PAR Value	Ending Effective Maturity	Final Maturity
General Fund	---	---	---	---	10,870,000.00	08/19/2022	08/30/2022
General Fund	---	---	---	---	10,870,000.00	08/19/2022	08/30/2022

1-2 Years

DWA Fund	Account	Identifier	Description	Security Type	PAR Value	Ending Effective Maturity	Final Maturity
General Fund	---	---	---	---	16,850,000.00	08/27/2023	09/20/2023
General Fund	---	---	---	---	16,850,000.00	08/27/2023	09/20/2023

2-3 Years

DWA Fund	Account	Identifier	Description	Security Type	PAR Value	Ending Effective Maturity	Final Maturity
General Fund	---	---	---	---	67,350,000.00	08/03/2024	08/09/2024

Effective Maturity Distribution Summary

AGG-ALL (219610)

As of 12/31/2021

Dated: 01/12/2022

DWA Fund	Account	Identifier	Description	Security Type	PAR Value	Ending Effective Maturity	Final Maturity
Operating Fund	UnionBanc OP	---	---	---	4,130,000.00	09/20/2024	09/20/2024
---	---	---	---	---	71,480,000.00	08/05/2024	08/12/2024

3-4 Years

DWA Fund	Account	Identifier	Description	Security Type	PAR Value	Ending Effective Maturity	Final Maturity
General Fund	---	---	---	---	36,400,000.00	08/09/2025	08/21/2025
Operating Fund	UnionBanc OP	---	---	AGCY BOND	4,000,000.00	07/08/2025	07/08/2025
---	---	---	---	---	40,400,000.00	08/06/2025	08/16/2025

4-5 Years

DWA Fund	Account	Identifier	Description	Security Type	PAR Value	Ending Effective Maturity	Final Maturity
General Fund	---	---	---	---	22,250,000.00	07/17/2026	07/17/2026
Operating Fund	UnionBanc OP	3130AP6M2	FEDERAL HOME LOAN BANKS	AGCY BOND	1,000,000.00	09/30/2026	09/30/2026
---	---	---	---	---	23,250,000.00	07/20/2026	07/20/2026

Summary

Account	Identifier	Description	Security Type	PAR Value	Ending Effective Maturity	Final Maturity
---	---	---	---	230,460,285.75	01/14/2024	01/20/2024

* Grouped by: Effective Maturity Distribution -> DWA Fund. * Groups Sorted by: Effective Maturity Distribution -> DWA Fund. * Filtered By: Security Type not in "CASH". * Weighted by: Ending Market Value + Accrued.

DESERT WATER AGENCY
Monthly Investment Portfolio Report

Abbreviations & Definitions

Investment Type Abbreviations	
AGCY BOND	Agency Bond ¹
CORP	Medium Term Notes (Corporate) ²
MMFUND	Local Agency Investment Fund (LAIF) ³ & Cash Funds in Transit ⁴
MUNI	Municipal Bonds ⁵
CD	Negotiable Certificates of Deposit ⁶
US GOV	U.S. Treasury notes, bills bonds or other certificates of indebtedness ⁷

Definitions	
Settle Date	The date of original purchase
Next Call Date	The next eligible date for the issuer to refund or call the bond or note
Effective Maturity	The most likely date that the bond will be called based on current market conditions
Final Maturity	The date the bond matures, DWA receives the full PAR value plus the final interest payment
PAR Value	The principal amount DWA will receive when a bond is either called or matures
Original Cost	The original cost to purchase the bond (includes premium/discount)
Market Value	The current value of the bond at current market rates
Yield to Maturity	The total anticipated return on a bond held to maturity expressed as an annual rate

NOTES:

¹ DWA Investment Policy, Resolution 1200, Schedule 1, Item 2

² DWA Investment Policy, Resolution 1200, Schedule 1, Item 12

³ DWA Investment Policy, Resolution 1200, Schedule 1, Item 7

⁴ Cash funds in transit are a result of maturities/calls/coupon payments that are held in the Agency's money market account with the broker/custodian until transferred to the Agency's bank.

⁵ DWA Investment Policy, Resolution 1200, Schedule 1, Item 3

⁶ DWA Investment Policy, Resolution 1200, Schedule 1, Item 8

⁷ DWA Investment Policy, Resolution 1200, Schedule 1, Item 1

DESERT WATER AGENCY - OPERATING FUND COMPARATIVE EARNINGS STATEMENT								
MONTH 21-22 DECEMBER	/-----THIS MONTH-----/ THIS YEAR	LAST YEAR	BUDGET	/-----FISCAL YEAR TO DATE-----/ THIS YEAR	LAST YEAR	BUDGET	/--VARIANCE--/ YTD	PCT
OPERATING REVENUES								
WATER SALES	2,795,241.17	2,846,692.13	2,709,700.00	20,534,859.79	20,918,816.89	19,771,000.00	763,859.79	4
RECLAMATION SALES	109,323.07	109,101.70	77,700.00	715,643.96	695,076.30	601,600.00	114,043.96	19
POWER SALES	.00	4,722.55	2,658.00	27,067.72	11,786.91	15,948.00	11,119.72	70
OTHER OPER REVENUE	282,409.64	50,869.17	171,713.00	1,237,786.94	1,169,701.39	1,030,278.00	207,508.94	20
TOTAL OPER REVENUES	3,186,973.88	3,011,385.55	2,961,771.00	22,515,358.41	22,795,381.49	21,418,826.00	1,096,532.41	5
OPERATING EXPENSES								
SOURCE OF SUPPLY EXP	1,442,583.27	1,446,500.45	1,347,449.00	3,398,364.70	3,378,718.15	3,303,094.00	95,270.70	3
PUMPING EXPENSE	1,669,238.65	219,842.88	95,692.00	2,000,759.39	1,730,340.05	574,152.00	1,426,607.39	248
REGULATORY WATER TREAT	56,309.65	56,779.68	63,482.00	416,994.27	357,720.54	380,892.00	36,102.27	9
TRANS & DIST EXPENSE	258,627.89	192,184.29	335,402.00	1,383,912.93	1,146,115.28	2,012,412.00	628,499.07-	31-
CUSTOMER ACT EXPENSE	82,247.95	82,787.03	97,513.00	474,701.45	514,305.22	586,328.00	111,626.55-	19-
ADMIN & GEN EXPENSE	972,212.96	1,023,205.21	992,347.00	6,595,576.66	6,628,338.45	7,673,187.00	1,077,610.34-	14-
REGULATORY EXPENSE	59,990.14	50,510.88	34,538.00	162,324.00	92,756.26	207,228.00	44,904.00-	22-
SNOW CREEK HYDRO EXP	5,008.24	8,111.40	3,050.00	21,007.39	22,125.61	18,300.00	2,707.39	15
RECLAMATION PLNT EXP	90,853.84	112,392.80	235,572.00	414,572.71	420,530.58	1,411,432.00	996,859.29-	71-
SUB-TOTAL	4,637,072.59	3,192,314.62	3,205,045.00	14,868,213.50	14,290,950.14	16,167,025.00	1,298,811.50-	8-
OTHER OPER EXPENSES								
DEPRECIATION	527,838.52	521,144.32	546,400.00	3,110,199.59	3,147,132.06	3,278,400.00	168,200.41-	5-
SERVICES RENDERED	12,006.96	16,547.55	13,400.00	67,548.65	72,403.52	80,400.00	12,851.35-	16-
DIR & INDIR CST FOR WO	212,530.25-	244,281.88-	218,600.00-	1,394,564.08-	1,495,898.06-	1,311,600.00-	82,964.08-	6
TOTAL OPER EXPENSES	4,964,387.82	3,485,724.61	3,546,245.00	16,651,397.66	16,014,587.66	18,214,225.00	1,562,827.34-	9-
NET INCOME FROM OPERATIONS	1,777,413.94-	474,339.06-	584,474.00-	5,863,960.75	6,780,793.83	3,204,601.00	2,659,359.75	83
NON-OPERATING INCOME (NET)								
RENTS	16,792.57	14,481.98	3,780.00	89,210.42	87,779.31	96,900.00	7,689.58-	8-
INTEREST REVENUES	10,817.35	17,663.38	11,500.00	64,968.32	122,884.78	69,000.00	4,031.68-	6-
INTEREST EXP. OTHER	.00	.00	.00	710.00-	.00	.00	710.00-	0
INVESTMENT AMORT.	.00	.00	.00	29,464.87	.00	.00	29,464.87	0
OTHER REVENUES	420.00	250.00	.00	378,070.01	16,916.68-	.00	378,070.01	0
GAINS ON RETIREMENT	.00	.00	3,860.00	.00	.00	15,440.00	15,440.00-	100-
DISCOUNTS	47.34	12.09	42.00	221.90	239.18	252.00	30.10-	12-
PR. YEAR EXPENSES	.00	.00	.00	1,229.84-	363.60-	.00	1,229.84-	0
OTHER EXPENSES	.00	44.41-	5,750.00-	161.62-	27,059.80-	64,500.00-	64,338.38	100-
LOSS ON RETIREMENTS	.00	.00	14,583.00-	35,269.77-	53.86-	87,498.00-	52,228.23	60-
TOTAL NON-OPER INCOME	28,077.26	32,363.04	1,151.00-	524,564.29	166,509.33	29,594.00	494,970.29	0
TOTAL NET INCOME	1,749,336.68-	441,976.02-	585,625.00-	6,388,525.04	6,947,303.16	3,234,195.00	3,154,330.04	98

DESERT WATER AGENCY
OPERATING FUND
WATER CONSUMPTION

	QUARTER ENDING DECEMBER 2021					
	THIS QUARTER			FISCAL YEAR TO DATE		
	LAST YEAR	THIS YEAR	% UP (DOWN)	LAST YEAR	THIS YEAR	% UP (DOWN)
WATER REVENUE	\$9,472,843	\$9,123,452	(4)	\$19,209,439	\$20,534,860	7
TOTAL CONSUMPTION (100 CU FT)	3,512,666	3,273,054	(7)	7,141,285	7,636,390	7
AVERAGE CONSUMPTION PER CONSUMER (100 CU FT)	153	138 *	(10)	338	323 C	(4)
NUMBER OF CONNECTIONS	58	85		22,988	23,320	1


* = ADDED THIS QUARTER

C = TOTAL ACTIVE DECEMBER 2021

GENERAL MANAGER'S REPORT JANUARY 18, 2022

Damaged Services (Margaritaville)

On January 9, 2022 at approximately 3:30 a.m., Construction stand-by responded to a hit fire hydrant, fire service and six backflows located at 1600 N. Indian Canyon Dr. (Margaritaville Resort). The services are located on the east side of N. Indian Canyon Dr., north of Vista Chino Dr. Staff replaced the fire hydrant and placed the fire hydrant back into service. The resort is working on taking care of the fire service and backflows. The water loss was from a fully open 6-inch, 8-inch and six 2-inch outlets that flowed for approximately 30 minutes. A police report was filed.



State Water Board Adopts Emergency Drought Regulations

On January 4, the State Water Resources Control Board (State Water Board) adopted emergency regulations due to the drought. They are planned to be effective in mid-January.

Many of the emergency regulations are in line with our existing Water Shortage Contingency Plan Stage 1, which we are currently in. Several extend beyond that including prohibitions on using potable water for:

- Watering publicly owned or maintained medians
- Construction or street sweeping unless no other alternative is available

The State Water Board has information on rulemaking [posted online](#). The regulation grants local agencies enforcement discretion to reinforce Water Shortage Contingency Plans.

Staff coordinated on this matter with the City of Palm Springs, City of Cathedral City, Palm Springs Unified School District and neighboring water agencies. A regional comment letter was submitted on December 22 that incorporated stakeholder feedback.

ACWA JPIA Award

DWA was once again the recipient of the President's Special Recognition Award from ACWA/JPIA for achieving a low ratio of "Paid Claims and Case Reserves" to "Deposit Premiums" in the Property Program for the period 04/01/17 – 06/30/20.

The awards were announced at the recent ACWA Fall Conference held in December 2021.



Human Resource's Meetings and Activities

Meetings:

12/21/2021	DWA Board Meeting	Virtual Meeting
01/03/2022	DWA Staff Meeting	Virtual Meeting
01/04/2022	DWA Board Meeting	Virtual Meeting
01/10/2022	DWA Engineering/Operations Staff Meeting	Virtual Meeting

Activities:

01/05/2022	AbsencePro Employee Leave Management Software Implementation Meeting	Virtual Meeting
01/05/2022	Discussion with Rave Mobile Safety	Virtual Meeting
01/06/2022	Webinar: Cultivating Culture in Today's Work Environment	Virtual Meeting
01/11/2022	Rave Mobile Software Demo	Virtual Meeting
01/12/2022	AbsencePro Employee Leave Management Software Implementation Meeting	Virtual Meeting
01/13/2022	Hosted a Vaccination Clinic on site Riverside County administered 21 Pfizer and 7 Johnson & Johnson vaccinations/boosters	DWA Offices

SYSTEM LEAK DATA					
(PERIOD BEGINNING DEC 28, 2021 THRU JAN 10, 2022)					
STREET NAME	NUMBER OF LEAKS	PIPE DIAMETER (INCHES)	YEAR INSTALLED	PIPE MATERIAL	PIPE CONSTRUCTION
McMANUS DR	13	4	1946	STEEL	BARE/UNLINED
BAHADA RD	2	4	1958	STEEL	BARE/UNLINED
RAMON RD	1	12	1956	STEEL	BARE/UNLINED
E PALM CANYON DR	1	12	1958	STEEL	BARE/UNLINED
INDIAN CANYON DR	1	10	1938	STEEL	BARE/UNLINED
INDIAN CANYON DR	1	8	1938	STEEL	BARE/UNLINED
E PALM CANYON DR	1	6	1953	STEEL	BARE/UNLINED
LOUELLA RD	1	6	1955	STEEL	BARE/UNLINED
DEL LAGO RD	1	6	1957	STEEL	BARE/UNLINED
CERRITOS RD	1	4	1946	STEEL	BARE/UNLINED
CALLE DE CARLOS	1	4	1946	STEEL	BARE/UNLINED
WARM SANDS DR	1	4	1946	STEEL	BARE/UNLINED
WARM SANDS PL	1	4	1946	STEEL	BARE/UNLINED
CALLE SANTA ROSA	1	4	1953	STEEL	BARE/UNLINED
PATENCIO RD	1	4	1954	STEEL	BARE/UNLINED
CALLE ROCA	1	4	1954	STEEL	BARE/UNLINED
CANYON ROCK RD	1	4	1956	STEEL	BARE/UNLINED
LURING DR	1	4	1957	STEEL	BARE/UNLINED
WYMAN DR	1	4	1957	STEEL	BARE/UNLINED
CAMINO PAROCELA	1	4	1958	STEEL	BARE/UNLINED
ROGERS RD	1	4	1958	STEEL	BARE/UNLINED

TOTAL LEAKS IN SYSTEM: 34

Streets highlighted in yellow experienced leaks during street pulverizing for

2021 City of Palm Springs Pavement Rehabilitation Project

Streets highlighted in green are included as part of the

2020/2021 Replacement Pipeline Project

Streets highlighted in blue are being proposed as part of the

2021/2022 Replacement Pipeline Project

Vista Chino 20" mainline replacement design is being developed

F.Y. 2021/2022 budget for design

SYSTEM INFORMATION:	
OLDEST PIPE IN THE SYSTEM (YEAR OF INSTALLATION):	1935
AVERAGE YEAR OF INSTALLATION OF UNLINED STEEL PIPE (SYSTEMWIDE):	1952
AVERAGE AGE OF UNLINED STEEL PIPE (SYSTEMWIDE):	66 YEARS
AVERAGE AGE OF PIPELINE AT THE TIME OF REPLACEMENT:	68 YEARS
TOTAL LENGTH OF PIPE IN SYSTEM OLDER THAN 70 YEARS (LINEAR FEET):	124,846
TOTAL LENGTH OF UNLINED PIPE SYSTEMWIDE (LINEAR FEET):	297,672
*AVERAGE LENGTH OF PIPE REPLACED ANNUALLY (LINEAR FEET):	14,500
PROJECTED TIME FRAME FOR 100% REPLACEMENT OF UNLINED STEEL PIPE:	21 YEARS
PROJECTED TIME FRAME FOR 100% REPLACEMENT OF PIPE OLDER THAN 70 YEARS:	9 YEARS
YEAR AGENCY TRANSITIONED TO CEMENT LINED STEEL PIPE:	1960
<p>*PLEASE NOTE THIS FIGURE REPRESENTS THE AVERAGE LINEAR FOOTAGE OF PIPELINE REPLACED ANNUALLY GIVEN AN AVERAGE ANNUAL BUDGET OF \$3 MILLION.</p>	

SYSTEM LEAKS
(Period beginning Dec. 28,
2021 thru Jan. 10, 2022)

2021/2022 REPLACEMENT PIPELINES - CERRITOS DR

2021/2022 REPLACEMENT PIPELINES - LURING DR

2021/2022 REPLACEMENT PIPELINES - CALLE DE CARLOS

General Manager's Meetings and Activities

Meetings:

01/04/22	DWA Bi-Monthly Board Mtg	Conf Call
01/04/22	Tribal Mediation Mtg Small Group	Conf Call
01/05/22	Whitewater Cal Trans Water Service	Conf Call
01/06/22	Meeting with Kris Polly	Conf Call
01/06/22	DWA/K&S Engineering Report for Replenishment Program	Conf Call
01/10/22	DWA Wkly Staff Mtgs	Conf Call
01/10/22	DWA Tax Rate Study	Conf Call
01/10/22	Tribal Mediation - Management Concepts, Technical Group	Conf Call
01/10/22	Santee Lakes	Conf Call
01/11/22	Center for Law & Environment – Groundwater Recharge	Conf Call
01/12/22	CRA Shutdown Maintenance Coordination Mtg	Conf Call
01/13/22	DWA Executive Cmte Mtg	Conf Call
01/13/22	Tribal Mediation All-Day Small Group Negotiations	Conf Call
01/18/22	DWA/CVWD/MWD Coordination Call	Conf Call
01/18/22	DWA Bi-Monthly Board Mtg	Conf Call

Activities:

- 1) Palm Springs Aerial Tramway Water Supply 2022
- 2) SWP Contract Extension Amendment
- 3) DWA Remote Meter Reading Fixed Network
- 4) Whitewater Hydro – Automatic Re-start
- 5) State and Federal Contractors Water Authority and Delta Specific Project Committee (Standing)
- 6) Whitewater River Surface Water Recharge
- 7) Lake Oroville Spillway FEMA funding
- 8) Replacement Pipelines 2021-2022
- 9) DC Project – Finance JPA Committee (Standing)
- 10) DWA/CVWD/MWD Operations Coordination/Article 21/Pool A/Pool B/Yuba Water (Standing)
- 11) DWA/CVWD/MWD Exchange Agreement Coordination Committee (Standing)
- 12) SWP 2022 Water Supply
- 13) ACBCI Water Rights Lawsuit
- 14) Whitewater Hydro Operations Coordination with Recharge Basin O&M
- 15) Whitewater Spreading Basins – BLM Permits
- 16) Delta Conveyance Project Cost Allocation
- 17) DWA Surface Water Filtration Feasibility Snow Creek Village/Palm Oasis
- 18) MCSB Delivery Updates
- 19) Well 6 Meaders Cleaners RWQB Meetings
- 20) SWP East Branch Enlargement Cost Allocation
- 21) RWQCB Update to the SNMP
- 22) SGMA – San Geronio Pass Subbasin