



8:00 A.M. OPERATIONS CENTER - 1200 SOUTH GENE AUTRY TRAIL – PALM SPRINGS – CALIFORNIA

Pursuant to the Governor's Executive Order N-29-20, there will be no public location for attending in person. Members of the public who wish to participate may do so by calling in at:

**Toll Free: (866) 899-4679
Access Code: 903-350-101**

**or Via Computer:
<https://www.gotomeeting.com/meeting/join-meeting>
9-digit Meeting ID: 903350101**

Members of the public who wish to comment on any item within the jurisdiction of the Agency or any item on the agenda should submit comments by emailing sbaca@dwa.org before 5:00 p.m. July 19. Comments will become part of the Board meeting record. Board members and staff will be participating in this meeting via teleconference.

****In order to reduce feedback, please mute your audio when you are not speaking.***

1. **CALL TO ORDER/PLEDGE OF ALLEGIANCE** **BLOOMER**
2. **ROLL CALL** **BACA**
3. **PUBLIC COMMENT:** Members of the public may comment on any item not listed on the agenda, but within the jurisdiction of the Agency. In addition, members of the public may speak on any item listed on the agenda as that item comes up for consideration. Speakers are requested to keep their comments to no more than three (3) minutes. As provided in the Brown Act, the Board is prohibited from acting on items not listed on the agenda.
4. **CONSENT CALENDAR ITEMS:** Items listed under the Consent Calendar are considered to be routine and will be acted upon by one motion of the Board without discussion. There will be no separate discussion on these items unless a Board Member requests a specific item to be discussed and/or removed from the Consent Calendar for separate action.
 - A. Approve minutes of the July 6, 2021 Board Meeting
 - B. Receive and file minutes of the July 12, 2021 Conservation & Public Affairs Committee meeting
 - C. Receive and file minutes of the July 15, 2021 Executive Committee meeting
 - D. Receive and file the Water Use Reduction Figures (June)
5. **SECRETARY-TREASURER'S REPORT (JUNE 2021)** **STUART**
6. **GENERAL MANAGER'S REPORT** **KRAUSE**
7. **DIRECTORS COMMENTS/REQUESTS**
8. **CLOSED SESSION**
 - A. **CONFERENCE WITH LEGAL COUNSEL – EXISTING LITIGATION**
Pursuant to Government Code Section 54956.9 (d) (1)
Name of Case: Agua Caliente Band of Cahuilla Indians vs. Coachella Valley Water District, et al
(Two Cases)
 - B. **CONFERENCE WITH LEGAL COUNSEL – EXISTING LITIGATION**
Pursuant to Government Code Section 54956.9 (d) (1)
Name of Case: Mission Springs Water District vs. Desert Water Agency
 - C. **CONFERENCE WITH LEGAL COUNSEL – EXISTING LITIGATION**
Pursuant to Government Code Section 54956.9 (d) (1)
Bonnie Kessner, et al vs. Desert Water Agency, et al

D. CONFERENCE WITH LEGAL COUNSEL – EXISTING LITIGATION

Pursuant to Government Code Section 54956.9 (d) (1)

Name of Case: AT&T vs. County of Riverside

E. CONFERENCE WITH LEGAL COUNSEL – PENDING ADMINISTRATIVE PROCEEDING

Pursuant to Government Code Section 54956.9 (d) (1)

Regional Water Quality Control Board Claim No. 7018 0680 0000 1010 7377

9. RECONVENE INTO OPEN SESSION – REPORT FROM CLOSED SESSION

10. ADJOURN

**MINUTES
OF THE REGULAR MEETING
OF THE
DESERT WATER AGENCY
BOARD OF DIRECTORS**

July 6, 2021

DWA Board via Kristin Bloomer, President)
Teleconference: James Cioffi, Vice President)
Joseph K. Stuart, Secretary-Treasurer)
Patricia G. Oygar, Director)
Paul Ortega, Director)

DWA Staff via Steve Johnson, Assistant General Manager)
Teleconference: Esther Saenz, Finance Director)
Sylvia Baca, Asst. Secretary of the Board)
Ashley Metzger, Outreach & Conserv. Mgr.)
Kim McCance, Senior Administrative Asst.)

Consultants via Michael T. Riddell, Best & Krieger)
Teleconference:

Public via David Freedman, Palm Springs Sustainability Comm.)
Teleconference:

19191. President Bloomer opened the meeting at 8:00 a.m. and asked everyone to join her in the Pledge of Allegiance. **Pledge of Allegiance**

19192. President Bloomer called upon Assistant Secretary of the Board Baca to conduct the roll call: **Roll Call**

Present: Ortega, Oygar, Stuart, Cioffi, Bloomer

19193. President Bloomer called for approval of the June 15, 2021 Regular Board Meeting Minutes. **Approval of 06/15/21 Regular Board Mtg. Minutes**

Vice President Cioffi moved for approval. After a second by Secretary-Treasurer Stuart, the minutes were approved by the following roll call vote:

AYES: Ortega, Oygar, Stuart, Cioffi, Bloomer
NOES: None
ABSENT: None
ABSTAIN: None

19194. President Bloomer called upon Assistant General Manager Johnson to provide an update on Agency operations. **General Manager's Report**

Mr. Johnson provided an update on Agency operations and noted his meetings and activities for the past several weeks.

19195. President Bloomer noted the minutes for the July 1, 2021 Executive Committee meeting were provided in the Board's packet. **Committee Reports**
Executive 07/01/21

19196. President Bloomer opened the meeting for public comment. **Public Comment**

There being no one from the public wishing to address the Board, President Bloomer closed the public comment period.

19197. President Bloomer called upon Assistant General Manager Johnson to present staff's request for Board Action Regarding two Claims filed by William Strong. **Items for Action:**
Request Board Action on Claims for Damages filed by William Strong 630 & 640 Williams Rd.

Mr. Johnson explained that the two claims were filed on June 16, 2021 by William Strong, the property manager for 630 and 640 Williams Rd.

Mr. Johnson reported that DWA stand-by responded to a call for service at 630 and 640 Williams Rd at 12:41 p.m. Staff did not see a leak and assumed it was a sewer blockage. The property owner contacted a plumber and Veolia sewer service. He noted that at 5:53 pm., stand-by was called back to the location where an exposed leaking 4-inch water line was found. Staff discovered the sewer lateral was directly under the water main only separated by a couple of inches. Mr. Johnson explained that the 4-inch water main had a leak on the bottom which eroded a hole in the sewer lateral causing the water to back up into the shower drain and the water came through the wall that divides 630 and 640 Williams Rd. Mr. Johnson noted that the distance from the sewer lateral hole and water main to 640 Williams Rd is approximately 150 feet. Staff notified ACWA/JPIA and they have assigned an adjuster who has contacted Mr. Strong to inspect the property.

Staff recommends that the Board deny the claims for damages filed by William Strong for 630 and 640 Williams Road and forward to ACWA/JPIA for their handling.

Vice President Cioffi moved to approve staff's recommendation. After a second by Director Ortega, the motion carried by the following roll call vote:

AYES: Ortega, Oygar, Stuart, Cioffi, Bloomer
 NOES: None
 ABSENT: None
 ABSTAIN: None

Items for Action:

(Cont'd)

Request Board Action on Claims for Damages filed by William Strong 630 & 640 Williams Rd.

In response to Director Ortega, Mr. Johnson explained that the Agency denied the claims so that ACWA/JPIA will handle and settle the claims.

19198. President Bloomer asked Finance Director Saenz to present staff's request for adoption of Resolution No. 1263 Establishing Tax Rate for Fiscal Year 2021-2022.

Items for Action:

Request Adoption of Resolution No. 1263 Establishing Tax Rate

Mrs. Saenz reported that the proposed resolution would fix the tax rate of \$0.10 per \$100 of assessed valuation, as adopted in the 2021-2022 General Fund budget (Same tax rate as 2020-2021). The taxes collected are used to meet the Agency's financial contractual obligations relating to the State Water Project. Staff recommends adoption of Resolution No. 1263 Establishing Tax Rate for 2021-2022.

Secretary-Treasurer Stuart made a motion to adopt Resolution No. 1263, After a second by Vice President Cioffi, the motion carried by the following roll call vote:

AYES: Ortega, Oygar, Stuart, Cioffi, Bloomer
 NOES: None
 ABSENT: None
 ABSTAIN: None

**Resolution No. 1263
 Adopted**

**RESOLUTION NO. 1263
 A RESOLUTION OF THE BOARD OF DIRECTORS OF
 THE DESERT WATER AGENCY DETERMINING,
 CERTIFYING, AND DIRECTING 2021-2022 LEVIES
 PURSUANT TO SECTION 27
 OF THE AGENCY ACT AS AMENDED**

19199. President Bloomer called upon Outreach & Conservation Manager Metzger to provide a report on the May Water Use Reduction Figures.

Discussion Items:

May Water Use Reduction Figures

Mrs. Metzger reported that the Agency and its customers

achieved a 19.9% reduction in metered potable water consumption compared to the same month in 2013.

Discussion Items:
(Cont'd)
May Water Use
Reduction Figures

19200. President Bloomer noted that Board packets included Outreach & Conservation reports for June 2021.

Outreach &
Conservation –
June 2021
Activities & Events

19201. President Bloomer called upon Director Ortega to provide his report on the Virtual AWWA Conference, Public Officials Certificate Program.

Director's Report on
AWWA Conference
Attendance (Public
Officials Certificate
Program)

Director Ortega noted his attendance at the Virtual AWWA Conference, Public Officials Certificate Program held on June 14 - 17.

19202. At 8:45 a.m., President Bloomer convened into a Teleconference Closed Session for the purpose of Conference with Legal Counsel, (A) Existing Litigation, pursuant to Government Code Section 54956.9 (d) (1), Agua Caliente Band of Cahuilla Indians vs. Coachella Valley Water District, et al (Two Cases); (B) Existing Litigation, pursuant to Government Code Section 54956.9 (d) (1), Mission Springs Water District vs. Desert Water Agency; (C) Existing Litigation, pursuant to Government Code Section 54956.9 (d) (1) Bonnie Kessner, et al vs. Desert Water Agency, et al; (D) Existing Litigation, Pursuant to Government Code Section 54956.9 (d) (1), AT&T vs. County of Riverside; (E) Pending Administrative Proceeding Pursuant to Government Code Section 54956.9 (d) (1) Regional Water Quality Control Board Claim No. 7018 0680 0000 1010 7377; and F) Conference with Real Property Negotiators, Pursuant to Government Code Section 54956.8, Property: APN No. 522-070-027, Agency Negotiators: Mark S. Krause, General Manager and Steve Johnson, Assistant General Manager, Negotiating Parties: Desert Water Agency and Mountain View Power Partners and Gabrych Family L.P. Under Negotiation: Permanent Pipeline and Access Easement and Encroachment Permit, Subject: Price and terms of possible easement purchase and Grant of Permanent Encroachment Permit.

Closed Session:
A. Existing Litigation –
ACBCI vs. CVWD, et
al. (2 Cases)
B. Existing Litigation –
MSWD vs. DWA
C. Existing Litigation-
Bonnie Kessner, et al
vs. Desert Water
Agency et al
D. Existing Litigation -
Possible Intervention in
Case: AT&T vs.
County of Riverside
E. Pending Admin.
Proceeding, RWQCB
Claim
F. Conference with
Real Property
Negotiators, Property:
APN No. 522-070-027

19203. At 9:41 a.m., Assistant General Manager Johnson reconvened the meeting into open session and announced there was no reportable action taken.

Reconvene – No
Reportable Action

19204. In the absence of any further business, Assistant General Manager Johnson adjourned the meeting at 9:42 a.m.

Adjournment

Sylvia Baca
Assistant Secretary of the Board

Minutes
Conservation & Public Affairs Committee Meeting
July 12, 2021

Directors Present: Jim Cioffi, Paul Ortega
Staff Present: Mark Krause, Ashley Metzger

1. Discussion Items

A. DWA Events

Staff presented a concept for a new event that would showcase agency equipment similar to Fire Department “touch a truck” events. The Committee directed staff to explore an event like this in lieu of some of the existing events.

Staff also noted that webinar participation has been waning. The Committee noted that many community members may be experiencing “Zoom fatigue” and welcomed the suggestion to hold webinars in coordination with CV Water Counts.

B. Community Events

Staff highlighted a list of events that would be typical of DWA involvement. The Committee discussed the water trailer and a trial period to provide canned or boxed water in lieu of the trailer.

C. Sentinel Mitigation Update

The Committee reviewed the conservation projects sponsored by Sentinel in the previous fiscal year and discussed the existing agreements.

D. ACWA Communications Committee

Staff sought guidance on Outreach & Conservation Department ACWA Committee participation. The Committee noted that the Water Management Committee seemed particularly important to the department and Agency business.

E. Esprit Grass Removal Appeal

The Committee reviewed the appeal for special consideration since the HOA had already removed grass prior to their application. The Committee rejected the appeal and directed staff to inform the HOA and encourage future program participation.

F. Pipe Insulation and Recirculation Rebates

The Committee discussed hot and cold water issues with private customer exterior plumbing and potential future incentive options. The Committee did not favor a rebate program for the insulation of onsite exterior plumbing.

2. Adjourn

Minutes
Executive Committee Meeting
July 15, 2021

Directors Present: Kristin Bloomer, James Cioffi

Staff Present: Mark Krause, Steve Johnson, Esther Saenz, Sylvia Baca

1. Discussion Items

A. Review Agenda for July 20, 2021 Board Meeting

The proposed agenda for the July 20, 2021 meeting was reviewed.

B. Expense Reports

The June expense reports were reviewed.

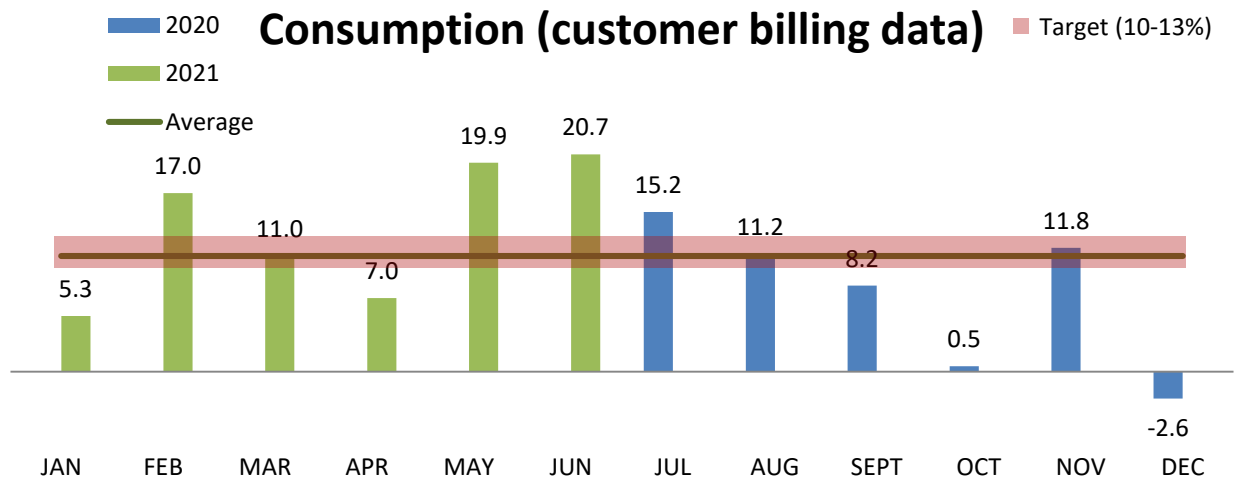
2. Adjourn

STAFF REPORT TO DESERT WATER AGENCY BOARD OF DIRECTORS

JULY 20, 2021

RE: JUNE 2021 WATER USE REDUCTION FIGURES

Desert Water Agency customers achieved a 20.68% reduction in metered potable water consumption during June 2021 compared to the same month in 2013 – the baseline year used by the State Water Resources Control Board (State Water Board) to measure statewide conservation achievements. DWA continues to report its production to the state on a monthly basis, despite mandatory conservation ending in 2017.



Over the past 12 months, consumption is trending 11% lower compared to 2013. DWA is asking its customers to voluntarily save 10-13% compared to 2013 to help achieve long-term sustainability.

While overall water use is down 20.68% in June 2021 compared to June 2013, if we account for the new meters/customers since 2013, the reduction is roughly 27%. The Governor recently asked Californians to voluntarily conserve 15% compared to last year. DWA per customer usage is up by about 8% compared to last year. This could be attributed to warmer weather and/or occupancy changes resulting from COVID-19. There is presently no requirement for the Agency or any of its customers to meet a certain savings requirement.

On the following page is additional information for this month.

June 2021 conservation percentage	20.68%
June 2021 metered potable consumption	2968.38 AF
June 2013 metered potable consumption	3742.42 AF
The percentage of the Total Monthly Potable Water Production going to residential use only for the reporting month	69.77%
Population (inclusive of seasonal residents)	71,680
Estimated R-GPCD	313.83
How many public complaints of water waste or violation of conservation rules were received during the reporting month?	30
How many contacts (written/ verbal) were made with customers for actual/ alleged water waste or for a violation of conservation rules?	12
How many formal warning actions (e.g.: written notifications, warning letters, door hangers) were issued for water waste or for a violation of conservation rules?	2
How many penalties were issued for water waste or for a violation of conservation rules?	1

DESERT WATER AGENCY
STATEMENT OF CASH RECEIPTS AND EXPENDITURES

OPERATING ACCOUNT

JUNE 2021

INVESTED
RESERVE FUNDS
\$38,024,360.93

BALANCE	JUNE 1, 2021	(\$37,325.17)	
WATER SALES		\$3,328,771.47	
RECLAMATION SALES		113,849.46	
WASTEWATER RECEIPTS		82,808.06	
POWER SALES		0.00	
METERS, SERVICES, ETC.		381,536.55	
REIMBURSEMENT – GENERAL FUND		311,165.38	
REIMBURSEMENT – WASTEWATER FUND		0.00	
ACCOUNTS RECEIVABLE – OTHER		37,614.48	
CUSTOMER DEPOSITS – SURETY		17,654.00	
CUSTOMER DEPOSITS – CONST.		251,953.00	
LEASE REVENUE		5,887.98	
INTEREST RECEIVED ON INV. FDS.		5,525.00	
FRONT FOOTAGE FEES		54,600.00	
BOND SERVICE & RESERVE FUND INT		0.00	
MISCELLANEOUS		<u>57,032.97</u>	
TOTAL RECEIPTS		\$4,648,398.35	
PAYMENTS			
PAYROLL CHECKS		\$513,019.57	
PAYROLL TAXES		232,744.29	
ELECTRONIC TRANSFERS		196,556.74	
CHECKS UNDER \$10,000.00		298,896.52	
CHECKS OVER \$10,000.00 – SCH. #1		1,419,631.91	
CANCELLED CHECKS AND FEES		<u>(221,682.73)</u>	
TOTAL PAYMENTS		<u>\$2,439,166.30</u>	
NET INCOME		\$2,209,232.05	
BOND SERVICE ACCOUNT			
MONTHLY WATER SALES		\$0.00	
EXCESS RETURNED BY B/A		<u>\$0.00</u>	
BOND SERVICE FUND			\$0.00
INVESTED RESERVE FUNDS			
FUNDS MATURED		\$884,000.00	
FUNDS INVESTED – SCH. #3		<u>3,440,000.00</u>	
NET TRANSFER			(\$2,556,000.00) \$2,556,000.00
BALANCE	JUNE 30, 2021	(\$384,093.12)	\$40,580,360.93

DESERT WATER AGENCY
Operating Fund
Schedule #1 - Checks Over \$10,000

June 2021

Check #	Name	Description	Amount
128468	National Safety Services Inc.	Hazwoper training for construction employees	\$ 13,903.33
128471	Southern California Edison	Power	\$ 188,850.52
128498	Sulzer Electro-Mechanical	Chino Booster #3 & #4 maintenance	\$ 150,000.85
128502	Z&L Paving	Paving	\$ 25,858.50
128506	CC Pros LLC	W/O #18-803-F-06 Refund	\$ 10,563.38
128559	Desert Water Agency - Wastewater	Wastewater revenue billing - May 2021	\$ 87,067.73
128559	Enterprise FM Trust	Enterprise Purchase & Lease Vehicles	\$ 42,006.77
128571	Cleanexcel, Inc	Cleaning services - June 2021	\$ 13,042.00
128600	Badger Meter Inc.	Water service supplies	\$ 86,584.31
128601	Beck Oil Inc	Fuel purchase	\$ 18,044.98
128602	Best Best & Krieger LLP	Legal fees	\$ 134,535.28
128611	Cleanexcel, Inc	Cancelled check - no reissue	\$ 14,742.00
128623	Down to Earth Landscaping	Landscape maintenance	\$ 31,849.49
128628	Ferguson Waterworks	Water service supplies	\$ 15,547.48
128632	Fred Pryor Seminars	Management training fee	\$ 19,200.00
128639	Heatwave Tree Services LLC	First phase of PS North Property Fire Prevention Project	\$ 27,557.07
128647	Inland Water Works Supply Co.	Water service supplies	\$ 47,737.28
128648	J Colon Coatings Inc.	Snow Creek Equalization Progress payments #3 & #4	\$ 68,400.00
128653	Krieger & Stewart Inc.	Engineering	\$ 140,379.71
128657	McKeever Waterwell & Pump Inc.	Well #23 pump/pipe installation	\$ 43,011.00
128669	Outflow Technologies	Programming - Core backoffice project (W/O # 18-179-M)	\$ 25,445.00
128670	Pacifica Consulting Inc.	Consulting Services/I.T. Support (5/1/21 - 5/31/21)	\$ 12,495.00
128689	Southern California Edison	Power	\$ 16,276.00
128690	TPC Training LLC	Arc Flash Electrical Safety Sessions	\$ 10,500.00
128694	Tess Electric	Well #33 Motor Control Center Installation	\$ 16,530.00
128695	Thatcher Company of California	Water service supplies	\$ 40,784.46
128701	United Water Works Inc.	Water service supplies	\$ 38,653.52
128709	Z&L Paving	Paving	\$ 80,066.25
Total			\$ 1,419,631.91

Monthly Investment Portfolio Report

As of 06/30/2021

AGG- Operating Fund (213426)

Dated: 07/15/2021

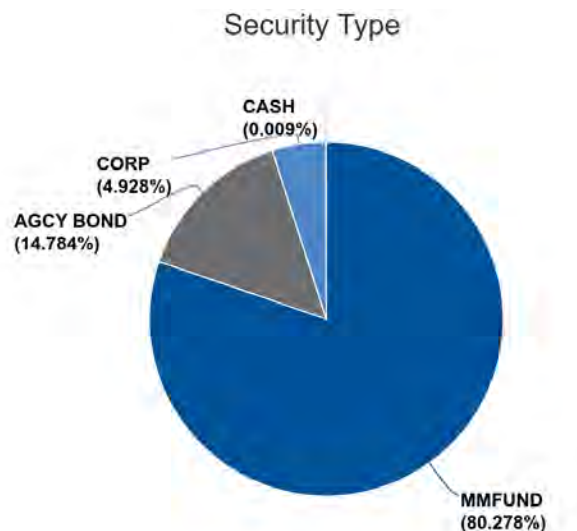


Chart calculated by: PAR Value

MMFUND

Description, Broker	Settle Date	Next Call Date	Effective Maturity	Final Maturity	PAR Value	Original Cost	Market Value	Yield to Maturity
LAIF Money Market Fund LAIF - OP	---	---	06/30/2021	06/30/2021	32,579,650.93	32,579,650.93	32,579,650.93	---
LAIF Money Market Fund LAIF - OP	---	---	06/30/2021	06/30/2021	32,579,650.93	32,579,650.93	32,579,650.93	---

AGCY BOND

Description, Broker	Settle Date	Next Call Date	Effective Maturity	Final Maturity	PAR Value	Original Cost	Market Value	Yield to Maturity
FEDERAL FARM CREDIT BANKS FUNDING CORP UnionBanc OP	04/29/2021	04/28/2023	04/28/2025	04/28/2025	1,000,000.00	999,500.00	995,700.00	0.724%
FEDERAL HOME LOAN BANKS UnionBanc OP	06/28/2021	12/30/2021	09/30/2024	09/30/2024	1,000,000.00	1,000,000.00	994,828.00	0.561%
FEDERAL HOME LOAN MORTGAGE CORP UnionBanc OP	08/20/2020	08/20/2021	08/20/2025	08/20/2025	1,000,000.00	1,000,000.00	992,746.00	0.804%
FEDERAL NATIONAL MORTGAGE ASSOCIATION UnionBanc OP	06/30/2020	09/30/2021	06/30/2025	06/30/2025	1,000,000.00	1,000,000.00	994,810.00	0.862%
FEDERAL NATIONAL MORTGAGE ASSOCIATION UnionBanc OP	08/12/2020	08/12/2022	08/12/2025	08/12/2025	1,000,000.00	1,000,000.00	990,493.00	0.795%
FEDERAL NATIONAL MORTGAGE ASSOCIATION UnionBanc OP	12/16/2020	12/14/2021	06/14/2024	06/14/2024	1,000,000.00	1,000,500.00	996,286.00	0.502%
--- UnionBanc OP	---	---	03/18/2025	03/18/2025	6,000,000.00	6,000,000.00	5,964,863.00	0.708%

CORP

Monthly Investment Portfolio Report

As of 06/30/2021

AGG- Operating Fund (213426)

Dated: 07/15/2021

Description, Broker	Settle Date	Next Call Date	Effective Maturity	Final Maturity	PAR Value	Original Cost	Market Value	Yield to Maturity
JPMORGAN CHASE BANK, NATIONAL ASSOCIATION UnionBanc OP	06/22/2021	---	12/23/2024	12/23/2024	1,000,000.00	1,000,000.00	1,000,210.00	0.414%
WELLS FARGO BANK NA UnionBanc OP	10/04/2019	09/09/2021	09/09/2021	09/09/2022	1,000,000.00	1,000,710.00	1,003,469.00	0.712%
--- UnionBanc OP	---	---	04/30/2023	10/30/2023	2,000,000.00	2,000,710.00	2,003,679.00	0.564%

CASH

Description, Broker	Settle Date	Next Call Date	Effective Maturity	Final Maturity	PAR Value	Original Cost	Market Value	Yield to Maturity
Cash UnionBanc OP	---	---	06/30/2021	06/30/2021	3,650.00	3,650.00	3,650.00	---
Cash UnionBanc OP	---	---	06/30/2021	06/30/2021	3,650.00	3,650.00	3,650.00	---

Summary

Description, Broker	Settle Date	Next Call Date	Effective Maturity	Final Maturity	PAR Value	Original Cost	Market Value	Yield to Maturity
---	---	---	02/18/2022	02/27/2022	40,583,300.93	40,584,010.93	40,551,842.93	0.672%

* Grouped by: Security Type. * Groups Sorted by: Ending Market Value + Accrued. * Filtered By: Description ≠ "Receivable". * Weighted by: Ending Market Value + Accrued.

DESERT WATER AGENCY
STATEMENT OF CASH RECEIPTS AND EXPENDITURES

GENERAL ACCOUNT

JUNE 2021

INVESTED
RESERVE FUNDS
\$182,179,293.06

BALANCE	JUNE 1, 2021	(\$591,578.43)	
* TAXES - RIVERSIDE COUNTY		329,031.54	
* INTEREST EARNED - INV. FUNDS		117,938.14	
GROUNDWATER REPLEN. ASSESSMENT		15,222.36	
REIMBURSEMENT - OPERATING FUND		0.00	
REIMBURSEMENT - CVWD MGMT AGRMT		0.00	
STATE WATER PROJECT REFUNDS		108,813.00	
REIMB - CVWD - WHITEWATER HYDRO		2,528.22	
POWER SALES - WHITEWATER		0.00	
MISCELLANEOUS		<u>4,276.41</u>	
TOTAL RECEIPTS		\$577,809.67	
PAYMENTS			
CHECKS UNDER \$10,000.00		11,367.07	
CHECKS OVER \$10,000.00 - SCH. #1		943,499.56	
CANCELLED CHECKS AND FEES		<u>0.00</u>	
TOTAL PAYMENTS		<u>\$954,866.63</u>	
NET INCOME		(\$377,056.96)	
INVESTED RESERVE FUNDS			
FUNDS MATURED		6,684,002.96	
FUNDS INVESTED - SCH. #2		<u>6,499,000.00</u>	
NET TRANSFER			\$185,002.96 (\$185,002.96)
BALANCE	JUNE 30, 2021	(\$783,632.43)	\$181,994,290.10
* INCLUSIVE TO DATE			
RECEIPTS IN FISCAL YEAR		\$35,472,843.03	\$2,063,437.78
RECEIPTS IN CALENDAR YEAR		\$28,531,499.54	\$814,106.77

DESERT WATER AGENCY

General Fund

Schedule #1 - Checks Over \$10,000

June 2021

Check #	Name	Description	Amount
9545	Coachella Valley Water District	Mission Creek Subbasin Annual Report	\$ 12,782.19
9544	State of California Department of Water Resources	State Water Project - June 2021	\$ 792,624.00
9540	Water Systems Consulting, Inc.	Regional Urban Water Management Plan	\$ 10,342.50
9539	Desert Water Agency - Operating Fund	Operating Fund Reimbursement for May 2021	\$ 105,368.62
9538	County of Riverside	Election Services Rendered - November 2020	\$ 22,382.25
Total			\$ 943,499.56

Monthly Investment Portfolio Report

As of 06/30/2021

AGG- General Fund (213428)

Dated: 07/08/2021

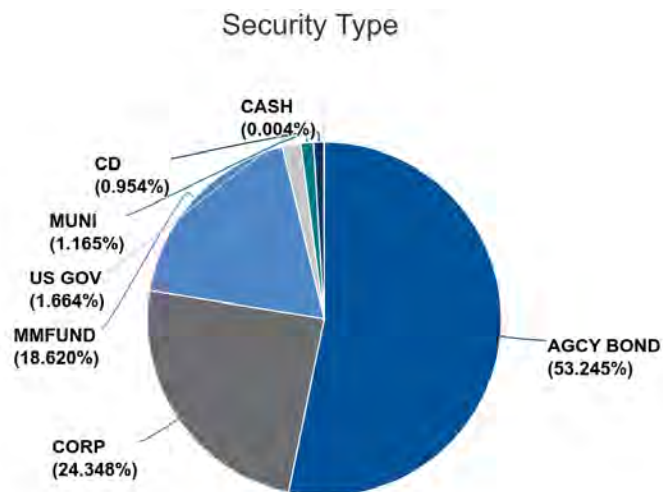


Chart calculated by: PAR Value

AGCY BOND

Description, Broker	Settle Date	Next Call Date	Effective Maturity	Final Maturity	PAR Value	Original Cost	Market Value	Yield to Maturity
FEDERAL FARM CREDIT BANKS FUNDING CORP Alamo Capital	08/04/2020	07/12/2021	08/04/2025	08/04/2025	3,000,000.00	3,000,005.00	2,981,430.00	0.824%
FEDERAL FARM CREDIT BANKS FUNDING CORP Alamo Capital	10/15/2020	07/12/2021	10/15/2024	10/15/2024	3,000,000.00	2,995,500.00	2,981,412.00	0.590%
FEDERAL FARM CREDIT BANKS FUNDING CORP Alamo Capital	01/05/2021	07/12/2021	04/05/2024	04/05/2024	3,000,000.00	3,000,000.00	2,984,652.00	0.456%
FEDERAL FARM CREDIT BANKS FUNDING CORP Alamo Capital	02/12/2021	07/12/2021	11/12/2024	11/12/2024	3,000,000.00	3,000,000.00	2,970,639.00	0.594%
FEDERAL FARM CREDIT BANKS FUNDING CORP UnionBanc GF	12/22/2020	12/22/2022	12/22/2025	12/22/2025	3,000,000.00	3,000,000.00	2,950,698.00	0.845%
FEDERAL FARM CREDIT BANKS FUNDING CORP Piper Sandler	10/15/2020	10/15/2021	10/15/2024	10/15/2024	3,000,000.00	3,000,000.00	2,984,055.00	0.593%
FEDERAL FARM CREDIT BANKS FUNDING CORP Piper Sandler	12/28/2020	12/21/2021	12/21/2023	12/21/2023	3,000,000.00	3,000,000.00	2,987,391.00	0.381%
FEDERAL FARM CREDIT BANKS FUNDING CORP Stifel	10/16/2020	07/12/2021	03/28/2024	03/28/2024	3,000,000.00	3,000,000.00	2,987,241.00	0.456%
FEDERAL HOME LOAN BANKS Alamo Capital	04/09/2021	08/18/2021	11/18/2024	11/18/2024	3,000,000.00	2,989,263.00	2,970,186.00	0.597%
FEDERAL HOME LOAN BANKS UnionBanc GF	12/30/2020	12/30/2021	12/30/2025	12/30/2025	3,000,000.00	3,000,000.00	2,956,158.00	0.852%
FEDERAL HOME LOAN BANKS UnionBanc GF	06/28/2021	12/30/2021	09/30/2024	09/30/2024	3,000,000.00	3,000,000.00	2,984,484.00	0.561%
FEDERAL HOME LOAN BANKS Piper Sandler	11/04/2019	11/04/2021	11/04/2021	11/04/2024	3,000,000.00	3,000,000.00	3,018,159.00	1.688%
FEDERAL HOME LOAN BANKS Piper Sandler	01/28/2021	07/12/2021	03/28/2024	03/28/2024	3,000,000.00	3,000,000.00	2,984,874.00	0.455%
FEDERAL HOME LOAN BANKS Piper Sandler	02/17/2021	08/17/2021	02/17/2026	02/17/2026	3,000,000.00	3,000,000.00	2,964,486.00	0.886%

Monthly Investment Portfolio Report

As of 06/30/2021

AGG- General Fund (213428)

Dated: 07/08/2021

Description, Broker	Settle Date	Next Call Date	Effective Maturity	Final Maturity	PAR Value	Original Cost	Market Value	Yield to Maturity
FEDERAL HOME LOAN BANKS Piper Sandler	02/26/2021	08/26/2021	11/26/2024	11/26/2024	3,000,000.00	3,000,000.00	2,969,580.00	0.601%
FEDERAL HOME LOAN BANKS Piper Sandler	03/30/2021	09/30/2021	03/30/2026	03/30/2026	3,000,000.00	3,000,000.00	2,998,425.00	1.031%
FEDERAL HOME LOAN BANKS Piper Sandler	04/06/2021	09/30/2021	09/30/2024	09/30/2024	3,000,000.00	3,000,000.00	2,991,879.00	0.584%
FEDERAL HOME LOAN BANKS Piper Sandler	04/22/2021	10/29/2021	04/29/2024	04/29/2024	3,000,000.00	3,000,000.00	2,991,723.00	0.473%
FEDERAL HOME LOAN BANKS Stifel	02/25/2021	08/25/2021	11/25/2024	11/25/2024	3,000,000.00	3,000,000.00	2,974,668.00	0.601%
FEDERAL HOME LOAN BANKS Stifel	03/30/2021	09/30/2021	09/30/2024	09/30/2024	2,000,000.00	2,000,000.00	1,995,664.00	0.577%
FEDERAL HOME LOAN BANKS Stifel	06/28/2021	09/28/2021	02/28/2024	02/28/2024	3,000,000.00	3,000,000.00	2,985,363.00	0.435%
FEDERAL HOME LOAN MORTGAGE CORP Alamo Capital	09/30/2020	09/30/2021	09/30/2025	09/30/2025	3,000,000.00	3,000,000.00	2,950,020.00	0.799%
FEDERAL HOME LOAN MORTGAGE CORP UnionBanc GF	08/20/2020	08/20/2021	08/20/2025	08/20/2025	3,000,000.00	3,000,000.00	2,978,238.00	0.804%
FEDERAL HOME LOAN MORTGAGE CORP Piper Sandler	06/25/2020	06/25/2022	06/25/2025	06/25/2025	3,000,000.00	3,000,000.00	2,987,532.00	0.806%
FEDERAL HOME LOAN MORTGAGE CORP Piper Sandler	08/26/2020	08/26/2021	08/26/2024	08/26/2024	3,000,000.00	3,000,000.00	2,993,979.00	0.564%
FEDERAL HOME LOAN MORTGAGE CORP Stifel	10/28/2020	10/28/2022	10/28/2024	10/28/2024	3,000,000.00	3,000,000.00	2,981,529.00	0.597%
FEDERAL HOME LOAN MORTGAGE CORP Stifel	11/30/2020	11/30/2022	05/30/2024	05/30/2024	3,000,000.00	3,000,000.00	2,988,321.00	0.495%
FEDERAL NATIONAL MORTGAGE ASSOCIATION Alamo Capital	08/25/2020	---	08/25/2025	08/25/2025	3,000,000.00	2,985,965.00	2,959,578.00	0.705%
FEDERAL NATIONAL MORTGAGE ASSOCIATION Alamo Capital	09/06/2019	---	09/06/2022	09/06/2022	1,000,000.00	996,520.00	1,014,555.00	0.143%
FEDERAL NATIONAL MORTGAGE ASSOCIATION UnionBanc GF	07/15/2020	10/15/2021	07/15/2025	07/15/2025	3,000,000.00	3,000,000.00	2,986,356.00	0.845%
FEDERAL NATIONAL MORTGAGE ASSOCIATION UnionBanc GF	08/12/2020	08/12/2022	08/12/2025	08/12/2025	3,000,000.00	3,000,000.00	2,971,479.00	0.795%
FEDERAL NATIONAL MORTGAGE ASSOCIATION UnionBanc GF	12/16/2020	12/14/2021	06/14/2024	06/14/2024	3,000,000.00	3,001,500.00	2,988,858.00	0.502%
FEDERAL NATIONAL MORTGAGE ASSOCIATION Piper Sandler	12/14/2020	12/14/2021	06/14/2024	06/14/2024	3,000,000.00	3,000,000.00	2,988,858.00	0.502%
---	---	---	11/16/2024	12/20/2024	96,000,000.00	95,968,753.00	95,402,470.00	0.667%

CORP

Description, Broker	Settle Date	Next Call Date	Effective Maturity	Final Maturity	PAR Value	Original Cost	Market Value	Yield to Maturity
3M CO Stifel	06/05/2020	03/15/2025	03/15/2025	04/15/2025	3,000,000.00	3,258,120.00	3,193,635.00	0.914%
APPLE INC Alamo Capital	09/16/2019	08/11/2024	08/11/2024	09/11/2024	1,000,000.00	990,552.00	1,039,583.00	0.549%
APPLE INC UnionBanc GF	01/27/2021	08/11/2024	08/11/2024	09/11/2024	3,000,000.00	3,150,000.00	3,118,749.00	0.549%
APPLE INC Stifel	09/24/2020	04/11/2025	04/11/2025	05/11/2025	2,000,000.00	2,055,740.00	2,023,488.00	0.816%
APPLE INC Stifel	03/26/2021	01/08/2026	02/08/2026	02/08/2026	1,000,000.00	986,200.00	988,322.00	0.960%
BANK OF NEW YORK MELLON CORP Alamo Capital	05/06/2020	03/24/2025	03/24/2025	04/24/2025	1,000,000.00	1,020,005.00	1,025,642.00	0.915%
CATERPILLAR FINANCIAL SERVICES CORP Alamo Capital	12/17/2020	---	09/14/2023	09/14/2023	3,000,000.00	3,012,276.48	3,004,464.00	0.382%
CHEVRON CORP Stifel	07/08/2020	01/03/2024	01/03/2024	03/03/2024	3,000,000.00	3,239,700.00	3,176,142.00	0.676%
CITIBANK NA Stifel	06/24/2020	12/23/2023	12/23/2023	01/23/2024	3,000,000.00	3,297,000.00	3,224,952.00	0.694%

Monthly Investment Portfolio Report

As of 06/30/2021

AGG- General Fund (213428)

Dated: 07/08/2021

Description, Broker	Settle Date	Next Call Date	Effective Maturity	Final Maturity	PAR Value	Original Cost	Market Value	Yield to Maturity
EXXON MOBIL CORP UnionBanc GF	03/17/2020	---	08/16/2022	08/16/2022	3,000,000.00	3,037,470.00	3,056,208.00	0.237%
EXXON MOBIL CORP UnionBanc GF	11/22/2019	01/01/2023	01/01/2023	03/01/2023	2,000,000.00	2,055,180.00	2,069,846.00	0.620%
JOHN DEERE CAPITAL CORP Alamo Capital	04/03/2020	---	09/08/2022	09/08/2022	1,000,000.00	1,003,535.00	1,021,729.00	0.317%
JOHN DEERE CAPITAL CORP Alamo Capital	02/08/2021	---	01/15/2026	01/15/2026	3,000,000.00	3,000,000.00	2,967,933.00	0.941%
MICROSOFT CORP Stifel	12/20/2019	02/01/2023	02/01/2023	05/01/2023	2,000,000.00	2,034,620.00	2,065,872.00	0.569%
MICROSOFT CORP Stifel	02/10/2021	08/03/2025	08/03/2025	11/03/2025	3,000,000.00	3,337,530.00	3,271,605.00	0.989%
TOYOTA MOTOR CREDIT CORP Alamo Capital	07/18/2019	---	09/08/2022	09/08/2022	1,000,000.00	1,000,000.00	1,022,437.00	0.259%
TOYOTA MOTOR CREDIT CORP Alamo Capital	10/21/2019	---	10/07/2024	10/07/2024	1,500,000.00	1,499,994.00	1,562,901.00	0.700%
TOYOTA MOTOR CREDIT CORP Alamo Capital	02/19/2019	---	07/13/2022	07/13/2022	1,400,000.00	1,399,076.00	1,436,670.20	0.267%
VISA INC Stifel	01/30/2020	10/14/2022	10/14/2022	12/14/2022	2,000,000.00	2,065,680.00	2,064,282.00	0.579%
WALMART INC Stifel	06/18/2020	10/15/2024	10/15/2024	12/15/2024	2,000,000.00	2,173,300.00	2,129,142.00	0.755%
WELLS FARGO BANK NA UnionBanc GF	10/04/2019	09/09/2021	09/09/2021	09/09/2022	2,000,000.00	2,001,420.00	2,006,938.00	0.712%
---	---	---	02/12/2024	04/01/2024	43,900,000.00	45,617,398.47	45,470,540.20	0.655%

MMFUND

Description, Broker	Settle Date	Next Call Date	Effective Maturity	Final Maturity	PAR Value	Original Cost	Market Value	Yield to Maturity
LAIF Money Market Fund LAIF - GF	---	---	06/30/2021	06/30/2021	33,572,220.88	33,572,220.88	33,572,220.88	---
LAIF Money Market Fund LAIF - GF	---	---	06/30/2021	06/30/2021	33,572,220.88	33,572,220.88	33,572,220.88	---

US GOV

Description, Broker	Settle Date	Next Call Date	Effective Maturity	Final Maturity	PAR Value	Original Cost	Market Value	Yield to Maturity
UNITED STATES TREASURY UnionBanc GF	05/27/2021	---	11/15/2023	11/15/2023	3,000,000.00	3,005,156.25	2,995,312.50	0.316%
UNITED STATES TREASURY UnionBanc GF	05/27/2021	---	11/15/2023	11/15/2023	3,000,000.00	3,005,156.25	2,995,312.50	0.316%

MUNI

Description, Broker	Settle Date	Next Call Date	Effective Maturity	Final Maturity	PAR Value	Original Cost	Market Value	Yield to Maturity
EL CAJON CALIF UnionBanc GF	02/08/2021	---	04/01/2024	04/01/2024	300,000.00	302,583.00	297,783.00	1.201%
EL CAJON CALIF UnionBanc GF	02/08/2021	---	04/01/2023	04/01/2023	400,000.00	402,124.00	401,712.00	0.404%
MONTEREY PK CALIF PENSION OBLIG UnionBanc GF	02/16/2021	---	06/01/2025	06/01/2025	400,000.00	403,156.00	398,528.00	0.983%
MONTEREY PK CALIF PENSION OBLIG UnionBanc GF	02/16/2021	---	06/01/2023	06/01/2023	450,000.00	450,643.50	450,378.00	0.319%
MONTEREY PK CALIF PENSION OBLIG UnionBanc GF	02/16/2021	---	06/01/2024	06/01/2024	550,000.00	552,255.00	549,351.00	0.667%
---	---	---	02/22/2024	02/22/2024	2,100,000.00	2,110,761.50	2,097,752.00	0.678%
UnionBanc GF								

Monthly Investment Portfolio Report

As of 06/30/2021

AGG- General Fund (213428)

Dated: 07/08/2021

CD

Description, Broker	Settle Date	Next Call Date	Effective Maturity	Final Maturity	PAR Value	Original Cost	Market Value	Yield to Maturity
Ally Bank Piper Sandler	05/30/2019	---	05/31/2022	05/31/2022	245,000.00	245,000.00	250,184.20	0.191%
Goldman Sachs Bank USA Piper Sandler	06/05/2019	---	06/06/2022	06/06/2022	245,000.00	245,000.00	250,373.58	0.150%
JPMorgan Chase Bank, National Association Alamo Capital	02/08/2021	10/16/2021	01/16/2026	01/16/2026	250,000.00	250,000.00	247,259.50	0.846%
Morgan Stanley Bank, N.A. Piper Sandler	06/06/2019	---	06/06/2022	06/06/2022	245,000.00	245,000.00	250,416.95	0.180%
Morgan Stanley Private Bank, National Association Piper Sandler	06/06/2019	---	06/06/2022	06/06/2022	245,000.00	245,000.00	250,487.76	0.150%
Sallie Mae Bank Piper Sandler	05/29/2019	---	05/31/2022	05/31/2022	245,000.00	245,000.00	250,259.90	0.158%
Synchrony Bank Piper Sandler	06/07/2019	---	06/07/2022	06/07/2022	245,000.00	245,000.00	250,088.89	0.180%
---	---	---	12/08/2022	12/08/2022	1,720,000.00	1,720,000.00	1,749,070.79	0.264%

CASH

Description, Broker	Settle Date	Next Call Date	Effective Maturity	Final Maturity	PAR Value	Original Cost	Market Value	Yield to Maturity
Cash UnionBanc GF	---	---	06/30/2021	06/30/2021	7,800.00	7,800.00	7,800.00	---
Cash UnionBanc GF	---	---	06/30/2021	06/30/2021	7,800.00	7,800.00	7,800.00	---

Summary

Description, Broker	Settle Date	Next Call Date	Effective Maturity	Final Maturity	PAR Value	Original Cost	Market Value	Yield to Maturity
---	---	---	01/07/2024	02/06/2024	180,300,020.88	182,002,090.10	181,295,166.37	0.652%

* Grouped by: Security Type. * Groups Sorted by: Ending Market Value + Accrued. * Filtered By: Description ≠ "Receivable". * Weighted by: Ending Market Value + Accrued.

DESERT WATER AGENCY
STATEMENT OF CASH RECEIPTS AND EXPENDITURES

WASTEWATER ACCOUNT

JUNE 2021

INVESTED
RESERVE FUNDS
\$1,643,795.44

BALANCE	JUNE 1, 2021	\$15,946.79		
ACCOUNTS RECEIVABLE - OTHER		\$0.00		
CUSTOMER DEPOSITS - CONSTRUCTION		0.00		
INTEREST EARNED - INVESTED FUNDS		0.00		
WASTEWATER REVENUE		87,067.73		
SEWER CAPACITY CHARGES		0.00		
MISCELLANEOUS		0.00		
TOTAL RECEIPTS		\$87,067.73		
PAYMENTS				
CHECKS UNDER \$10,000.00		\$0.00		
CHECKS OVER \$10,000.00 - SCH. #1		73,023.43		
CANCELLED CHECKS AND FEES		0.00		
TOTAL PAYMENTS		<u>\$73,023.43</u>		
NET INCOME		\$14,044.30		
INVESTED RESERVE FUNDS				
FUNDS MATURED		\$0.00		
FUNDS INVESTED – SCH. #2		15,000.00		
NET TRANSFER			(\$15,000.00)	\$15,000.00
BALANCE	JUNE 30, 2021	\$14,991.09		\$1,658,795.44

DESERT WATER AGENCY
Wastewater Fund
Schedule #1 - Checks Over \$10,000

June 2021

Check #	Name	Description	Amount
3389	City of Palm Springs	Wastewater Revenue Billing for May 2021	\$ 10,577.40
3388	Coachella Valley Water District	Wastewater Revenue Billing for May 2021	\$ 62,446.03
Total			\$ 73,023.43

Monthly Investment Portfolio Report

As of 06/30/2021

AGG- Wastewater Fund (213427)

Dated: 07/08/2021

Security Type



Chart calculated by: PAR Value

MMFUND

Description, Broker	Settle Date	Next Call Date	Effective Maturity	Final Maturity	PAR Value	Original Cost	Market Value	Yield to Maturity
LAIF Money Market Fund LAIF - WW	---	---	06/30/2021	06/30/2021	1,658,795.44	1,658,795.44	1,658,795.44	---
LAIF Money Market Fund LAIF - WW	---	---	06/30/2021	06/30/2021	1,658,795.44	1,658,795.44	1,658,795.44	---

* Grouped by: Security Type. * Groups Sorted by: Ending Market Value + Accrued. * Filtered By: Description ≠ "Receivable". * Weighted by: Ending Market Value + Accrued.

DESERT WATER AGENCY
Investment Portfolio Reporting Requirements

*as required by DWA Resolution 886, Section VII
& California Government Code Section 53646*

as of

June 30, 2021

Statement of Compliance

The Desert Water Agency portfolio is in compliance with the Agency's investment policy and guidelines for investment of Agency funds as outlined in DWA Resolution 886 and updated by Resolution 1200.

Statement of Agency's Ability to Meet Six-Month Expenditure Requirements

Desert Water Agency has the ability to meet its expenditure requirements for the next six months.

Description of Investments

Agency Bonds

Securities issued by a government-sponsored enterprise or by a federal government department other than the U.S. Treasury.

Bank Deposits

Agency funds on deposit in the General Fund, Operating Fund and Wastewater Fund active checking accounts for use in meeting the daily cash flow requirements of the Agency.

Certificate of Deposits (CD)

Interest bearing time deposit. FDIC insured up to \$250,000 per depositor, per FDIC-insured bank.

Corporate Notes

Debt securities issued by a for-profit company.

Money Market Funds

High quality, short-term debt instruments, cash and cash equivalents. Utilized for overnight holding of investment proceeds prior to reinvesting or transferring to Agency checking accounts.

Municipal Bonds

Fixed income securities issued by states, cities, counties, special districts and other governmental entities.

Treasury Notes

Fixed income securities issued by the federal government with maturities between two and ten years backed by the full faith and credit of the United States government.

Funds Managed by Contracted Parties - LAIF

The Desert Water Agency has contracted with the California Local Agency Investment Fund (LAIF) for investment of Agency funds. LAIF is a voluntary program created by Section 16429.1 et seq. of the California Government Code. LAIF is an investment alternative for California's local governments and special districts. This program offers local agencies the opportunity to participate in a major portfolio, which invests hundreds of millions of dollars, using the investment expertise of the state Treasurer's Office professional investment staff at no additional cost to the taxpayer or ratepayer. All Agency funds invested with LAIF are available for withdrawal upon demand and may not be altered, impaired or denied in any way (California Government Code Section 16429.4).

Market Value Source

Current market values are provided by Clearwater Analytics for all investment types other than LAIF. LAIF market values are recorded at PAR value.

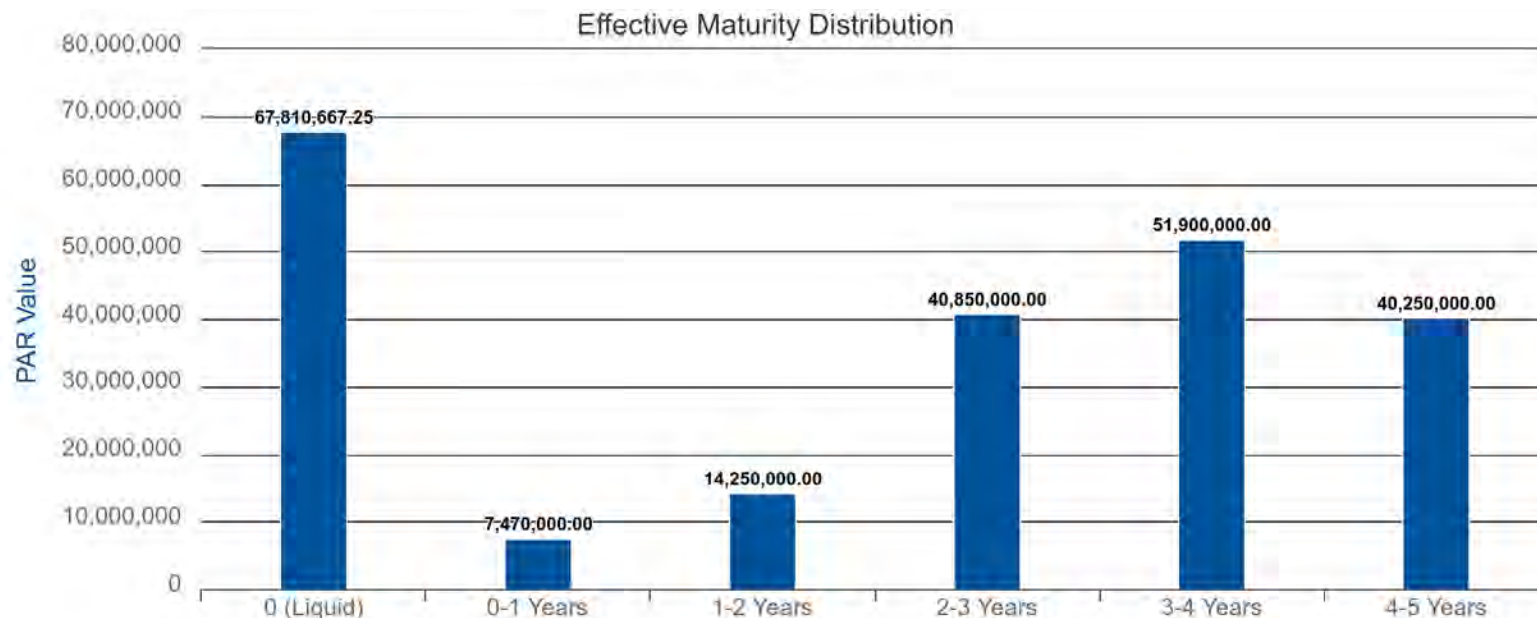
Esther Saenz
Finance Director
Desert Water Agency

Effective Maturity Distribution Summary

As of 06/30/2021

AGG-ALL (219610)

Dated: 07/15/2021



0 (Liquid)

DWA Fund	Account	Identifier	Description	Security Type	PAR Value	Ending Effective Maturity	Final Maturity
General Fund	LAIF - GF	LAIFMMF	LAIF Money Market Fund	MMFUND	33,572,220.88	06/30/2021	06/30/2021
Operating Fund	LAIF - OP	LAIFMMF	LAIF Money Market Fund	MMFUND	32,579,650.93	06/30/2021	06/30/2021
Wastewater Fund	LAIF - WW	LAIFMMF	LAIF Money Market Fund	MMFUND	1,658,795.44	06/30/2021	06/30/2021
---	---	LAIFMMF	LAIF Money Market Fund	MMFUND	67,810,667.25	06/30/2021	06/30/2021

0-1 Years

DWA Fund	Account	Identifier	Description	Security Type	PAR Value	Ending Effective Maturity	Final Maturity
General Fund	---	---	---	---	6,470,000.00	12/05/2021	08/16/2023
Operating Fund	UnionBanc OP	94988J6A0	WELLS FARGO BANK NA	CORP	1,000,000.00	09/09/2021	09/09/2022
---	---	---	---	---	7,470,000.00	11/24/2021	07/02/2023

1-2 Years

DWA Fund	Account	Identifier	Description	Security Type	PAR Value	Ending Effective Maturity	Final Maturity
General Fund	---	---	---	---	14,250,000.00	10/23/2022	11/22/2022
General Fund	---	---	---	---	14,250,000.00	10/23/2022	11/22/2022

2-3 Years

DWA Fund	Account	Identifier	Description	Security Type	PAR Value	Ending Effective Maturity	Final Maturity
General Fund	---	---	---	---	39,850,000.00	02/29/2024	03/07/2024

Effective Maturity Distribution Summary

As of 06/30/2021

AGG-ALL (219610)

Dated: 07/15/2021

DWA Fund	Account	Identifier	Description	Security Type	PAR Value	Ending Effective Maturity	Final Maturity
Operating Fund	UnionBanc OP	3135GA5Y3	FEDERAL NATIONAL MORTGAGE ASSOCIATION	AGCY BOND	1,000,000.00	06/14/2024	06/14/2024
---	---	---	---	---	40,850,000.00	03/02/2024	03/09/2024

3-4 Years

DWA Fund	Account	Identifier	Description	Security Type	PAR Value	Ending Effective Maturity	Final Maturity
General Fund	---	---	---	---	48,900,000.00	11/20/2024	11/29/2024
Operating Fund	UnionBanc OP	---	---	---	3,000,000.00	01/06/2025	01/06/2025
---	---	---	---	---	51,900,000.00	11/23/2024	12/01/2024

4-5 Years

DWA Fund	Account	Identifier	Description	Security Type	PAR Value	Ending Effective Maturity	Final Maturity
General Fund	---	---	---	---	37,250,000.00	10/26/2025	11/03/2025
Operating Fund	UnionBanc OP	---	---	AGCY BOND	3,000,000.00	07/31/2025	07/31/2025
---	---	---	---	---	40,250,000.00	10/20/2025	10/27/2025

Summary

Account	Identifier	Description	Security Type	PAR Value	Ending Effective Maturity	Final Maturity
---	---	---	---	222,530,667.25	08/28/2023	09/23/2023

* Grouped by: Effective Maturity Distribution -> DWA Fund. * Groups Sorted by: Effective Maturity Distribution -> DWA Fund. * Filtered By: Security Type not in "CASH". * Weighted by: Ending Market Value + Accrued.

DESERT WATER AGENCY
Monthly Investment Portfolio Report

Abbreviations & Definitions

Investment Type Abbreviations	
AGCY BOND	Agency Bond ¹
CORP	Medium Term Notes (Corporate) ²
MMFUND	Local Agency Investment Fund (LAIF) ³ & Cash Funds in Transit ⁴
MUNI	Municipal Bonds ⁵
CD	Negotiable Certificates of Deposit ⁶
US GOV	U.S. Treasury notes, bills bonds or other certificates of indebtedness ⁷

Definitions	
Settle Date	The date of original purchase
Next Call Date	The next eligible date for the issuer to refund or call the bond or note
Effective Maturity	The most likely date that the bond will be called based on current market conditions
Final Maturity	The date the bond matures, DWA receives the full PAR value plus the final interest payment
PAR Value	The principal amount DWA will receive when a bond is either called or matures
Original Cost	The original cost to purchase the bond (includes premium/discount)
Market Value	The current value of the bond at current market rates
Yield to Maturity	The total anticipated return on a bond held to maturity expressed as an annual rate

NOTES:

¹ DWA Investment Policy, Resolution 1200, Schedule 1, Item 2

² DWA Investment Policy, Resolution 1200, Schedule 1, Item 12

³ DWA Investment Policy, Resolution 1200, Schedule 1, Item 7

⁴ Cash funds in transit are a result of maturities/calls/coupon payments that are held in the Agency's money market account with the broker/custodian until transferred to the Agency's bank.

⁵ DWA Investment Policy, Resolution 1200, Schedule 1, Item 3

⁶ DWA Investment Policy, Resolution 1200, Schedule 1, Item 8

⁷ DWA Investment Policy, Resolution 1200, Schedule 1, Item 1

DESERT WATER AGENCY
OPERATING FUND
WATER CONSUMPTION

	QUARTER ENDING JUNE 2021					
	THIS QUARTER			FISCAL YEAR TO DATE		
	LAST YEAR	THIS YEAR	% UP (DOWN)	LAST YEAR	THIS YEAR	% UP (DOWN)
WATER REVENUE	\$8,679,732	\$9,728,628	12	\$34,934,691	\$37,855,469	8
TOTAL CONSUMPTION (100 CU FT)	3,114,224	3,570,954	15	12,493,923	13,474,036	10
AVERAGE CONSUMPTION PER CONSUMER (100 CU FT)	136	151 *	11	549	589 c	7
NUMBER OF CONNECTIONS	62	105		22,854	23,174	1

* = ADDED THIS QUARTER

C = TOTAL ACTIVE JUNE 2021

GENERAL MANAGER'S REPORT

July 20, 2021

Stolen Backflow – 1050 E. Palm Canyon Drive/Deep Well Rd.

On July 13 at approximately 10:00 a.m., Assistant Construction Superintendent Kuhlman was informed that there was a stolen backflow. The backflow was located on the east side of Deep Well Rd., north of East Palm Canyon Drive (L'Horizon Hotel). Staff is waiting to hear back from the property owner to see whether they want the Agency to replace it or if they will themselves. They were advised to file a police report. The water loss was metered.



Wellness Grant Award

On July 13, DWA was notified that we have been awarded a wellness grant from ACWA-JPIA in the amount of \$1,700. Staff applied for a \$2,000 grant and they awarded all approved agencies funding at 85% of the requested grant. This is the fourth year in a row that we have been awarded a wellness grant from ACWA-JPIA.

In previous years we have used the grant money for healthy snacks for employees, installing two water bottle filling stations, distributing new water bottles to employees, purchasing DWA face masks for employees, and purchasing new equipment for the employee fitness center. With this year's grant we are looking to offer a Wellable fitness app to employees and offer fitness challenges and provide incentives throughout the year for employees who participate in the challenges.

Federal Legislative Update

Drinking Water and Wastewater Infrastructure Act of 2021 - This measure passed the full senate on 04/29/21, and is currently being held at the Speakers Desk in the House of Representatives. If passed by the house and signed into law, it would authorize more than \$35 billion for water resource development projects. The funds will be disbursed using new grant programs, existing grant programs, and EPA revolving loan funds. Of note, the legislation will create a "Midsize and Large Drinking Water System Infrastructure Resilience and Sustainability Program." This program will allow the EPA Administrator to award grants to increase resilience to natural hazards and extreme weather events.

FUTURE Drought Resiliency Act - On 05/20/21 Chairman Jared Huffman reintroduced the FUTURE Drought Resiliency Act, which has been referred to the appropriate authorizing committees. The measure aims to provide investments for surface and groundwater storage, while strongly encouraging the use of water recycling, desalination, and water efficiency and conservation to improve drought planning and habitat restoration. Of note, the measure includes the income tax exclusion for homeowners who receive rebates from water utilities to purchase and install water conservation systems in residential homes.

Twenty-First Century Dams Act - The measure was introduced into the House on 07/09/21, and will be introduced by Senator Feinstein in the Senate later in July. It establishes an interagency advisory council and a stakeholder advisory board to select and fund the removal of publicly and privately owned dams with the consent of dam owners. The goal is to reduce public safety risks, restore habitat for native species of fish and wildlife, improve water quality, and increase climate resilience. Further, it authorizes \$400 million for Reclamation through each fiscal year from FY22 - FY26 for safety improvements, including concrete repair, tunnel work, gate repair and replacement, environmental improvements, transmission, distribution, and substation upgrades to name a few.

Federal Legislative Update

(Cont'd)

House Energy-Water Appropriations - On 07/12/21, the House Appropriations Subcommittee on Energy and Water Development, and Related Agencies favorably reported the appropriations measure to the full House Appropriations Committee. The measure includes the following funding levels:

- \$1.95 billion for the Bureau of Reclamation
- \$1.792 billion for Bureau of Reclamation Water and Related Resources
- \$413 million for Water Infrastructure Improvements for the Nation Act
- \$191.4 million for WaterSMART programs
- \$1 million for Bureau of Reclamation's new aging infrastructure account

Polyethylene Service Replacements for April – June 2021

Leaks

26 – 1 inch P.E.

2 – 2 inch P.E.

2 – 1 inch gal 6/63

1 – ¾ inch gal 5/53

Replacements

266 – 1 inch P.E.

45 – 2 inch P.E.

Human Resource's Meetings and Activities

Meetings:

06/15/2021	DWA Board Meeting	Virtual Meeting
06/21/2021	Engineering/Operations Staff Meeting	DWA Offices
06/28/2021	Weekly Staff Meeting	DWA Offices
07/12/2021	Weekly Staff Meeting	DWA Offices
07/19/2021	Weekly Staff Meeting	DWA Offices

Activities:

06/15/2021	Conducted Testing for Accounting Clerk III Applicants	DWA Offices
06/16/2021	Meeting with Esther Saenz and ERP Consultant	Virtual Meeting
06/22/2021	Accounting Clerk III Interviews	DWA Offices
06/23/2021	DWA Webinar: Ask an Engineer – Your Questions Answered	Virtual Meeting
06/29/2021	DWA Safety Meeting	DWA Offices
07/13/2021	New Employee Orientation	DWA Offices
07/13/2021	Webinar: Enabling Performance by Enabling Performance Management in BambooHR Part 1	Virtual Meeting
07/15/2021	Webinar: Enabling Performance by Enabling Performance Management in BambooHR Part 2	Virtual Meeting

SYSTEM LEAK DATA					
(PERIOD BEGINNING JUN 29, 2021 THRU JUL 12, 2021)					
STREET NAME	NUMBER OF LEAKS	PIPE DIAMETER (INCHES)	YEAR INSTALLED	PIPE MATERIAL	PIPE CONSTRUCTION
AVENIDA CABALLEROS	3	14	1953	STEEL	BARE/UNLINED
CALLE SAN RAPHAEL	3	4	1946	STEEL	BARE/UNLINED
LINDSEY DR	2	6	1957	STEEL	BARE/UNLINED
VIA ALTAMIRA	2	4	1954	STEEL	BARE/UNLINED
AMADO RD	2	4	1954	STEEL	BARE/UNLINED
CHUPEROSA LN	2	4	1957	STEEL	BARE/UNLINED
S PALM CANYON DR	1	10	1938	STEEL	BARE/UNLINED
CALLE PALO FIERRO	1	6	1949	STEEL	BARE/UNLINED
GREN FALL RD	1	6	1952	STEEL	BARE/UNLINED
INDIAN CANYON DR	1	6	1952	STEEL	BARE/UNLINED
PASEO CAROLETA	1	6	1958	STEEL	BARE/UNLINED
CALLE SAN ANTONIO	1	6	1958	STEEL	BARE/UNLINED
VIA SALIDA	1	4	1937	STEEL	BARE/UNLINED
CERRITOS DR	1	4	1946	STEEL	BARE/UNLINED
CALLE ENCILIA	1	4	1953	STEEL	BARE/UNLINED
ROSE AVE	1	4	1953	STEEL	BARE/UNLINED
CALLE ROCA	1	4	1954	STEEL	BARE/UNLINED
VIA SOLEDAD	1	4	1955	STEEL	BARE/UNLINED
DEBORAH RD	1	4	1955	STEEL	BARE/UNLINED
BISKRA RD (CARRIAGE LN)	1	4	1955	STEEL	BARE/UNLINED
SANDRA RD	1	4	1955	STEEL	BARE/UNLINED
TERRY LN	1	4	1956	STEEL	BARE/UNLINED
CAMINO PAROCOLA	1	4	1956	STEEL	BARE/UNLINED
ROGERS RD	1	4	1958	STEEL	BARE/UNLINED
VIA VAQUERO	1	4	1958	STEEL	BARE/UNLINED
BERNE DR	1	4	1959	STEEL	BARE/UNLINED
TOTAL LEAKS IN SYSTEM:		34			

Streets highlighted in green are included as part of the

2020/2021 Replacement Pipeline Project

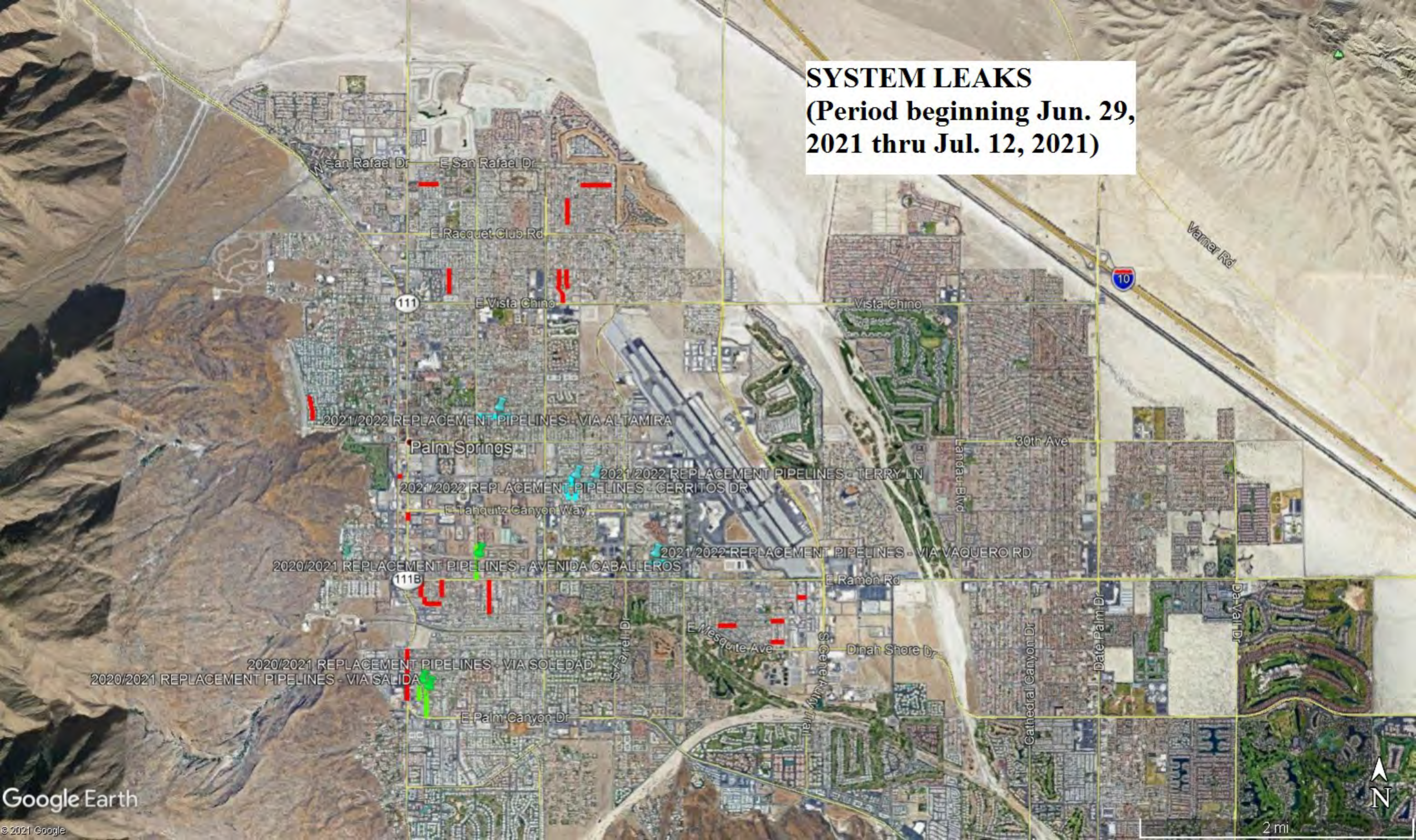
Streets highlighted in blue are being proposed as part of the

2021/2022 Replacement Pipeline Project

Estimate for design portion of Vista Chino 20" mainline replacement is being developed

SYSTEM INFORMATION:	
OLDEST PIPE IN THE SYSTEM (YEAR OF INSTALLATION):	1935
AVERAGE YEAR OF INSTALLATION OF UNLINED STEEL PIPE (SYSTEMWIDE):	1952
AVERAGE AGE OF UNLINED STEEL PIPE (SYSTEMWIDE):	66 YEARS
AVERAGE AGE OF PIPELINE AT THE TIME OF REPLACEMENT:	68 YEARS
TOTAL LENGTH OF PIPE IN SYSTEM OLDER THAN 70 YEARS (LINEAR FEET):	128,186
TOTAL LENGTH OF UNLINED PIPE SYSTEMWIDE (LINEAR FEET):	297,672
*AVERAGE LENGTH OF PIPE REPLACED ANNUALLY (LINEAR FEET):	14,500
PROJECTED TIME FRAME FOR 100% REPLACEMENT OF UNLINED STEEL PIPE:	21 YEARS
PROJECTED TIME FRAME FOR 100% REPLACEMENT OF PIPE OLDER THAN 70 YEARS:	9 YEARS
YEAR AGENCY TRANSITIONED TO CEMENT LINED STEEL PIPE:	1960
<p>*PLEASE NOTE THIS FIGURE REPRESENTS THE AVERAGE LINEAR FOOTAGE OF PIPELINE REPLACED ANNUALLY GIVEN AN AVERAGE ANNUAL BUDGET OF \$3 MILLION.</p>	

SYSTEM LEAKS
(Period beginning Jun. 29,
2021 thru Jul. 12, 2021)



General Manager's Meetings and Activities

Meetings:

07/06/21	DWA Bi-Monthly Board Mtg (Closed Session)/Vacation	Conf Call
07/07/21	Agua Caliente Mediation – Small Group/Vacation	Conf Call
07/07/21	SGMA DWA Area of Benefit Analysis/Vacation	Conf Call
07/08/21	Vacation	N.A.
07/09/21	RDO/Vacation	N.A.
07/12/21	DWA Wkly Staff Mtgs	Conf Call
07/12/21	Agua Caliente Mediation – Technical Group	Conf Call
07/12/21	DWA Conservation & Public Affairs Cmte	Conf Call
07/12/21	DWA/CVWD SGMA Surface Water Diversion	Conf Call
07/13/21	Lake Perris Seepage Recovery DWA/CVWD/MWD/DWR	Conf Call
07/13/21	WWRF – BLM Permit Cooperators Mtg	Conf Call
07/13/21	SWP Voluntary Agreements Update	Conf Call
07/13/21	DWA Redistricting Project Kickoff Discussion	Conf Call
07/13/21	Review MWD's Tentative 2021-2022 CRA Shutdown	Conf Call
07/13/21	Meeting with BB&K - SCIP Program Review	Conf Call
07/14/21	DCP Coordination Meeting	Conf Call
07/14/21	DCP Update meeting	Conf Call
07/14/21	SWC Monthly Meetings	Conf Call
07/15/21	DWA Executive Cmte	Conf Call
07/15/21	SWC General Counsel Report	Conf Call
07/15/21	SWC Board Meeting	Conf Call
07/15/21	Updated DWA AOB Analysis Review	Conf Call
07/15/21	July's Sites Reservoir Committee Meeting	Conf Call
07/16/21	Civic Clerk Discussion/Demo	Conf Call
07/19/21	Agua Caliente Mediation - Small Negotiating Group	Conf Call
07/19/21	Agua Caliente Mediation - Plenary Session	Conf Call
07/20/21	DWA Bi-Monthly Board Mtg	Conf Call
07/20/21	SGMA Mission Creek Subbasin	Conf Call
07/20/21	Sites – Water Right Approach Information Session	Conf Call

Activities:

- 1) SWP Contract Extension Amendment
- 2) DWA Remote Meter Reading Fixed Network
- 3) Whitewater Hydro – Automatic Re-start
- 4) State and Federal Contractors Water Authority and Delta Specific Project Committee (Standing)
- 5) Whitewater River Surface Water Recharge
- 6) Lake Oroville Spillway FEMA funding
- 7) Replacement Pipelines 2020-2021
- 8) DC Project – Finance JPA Committee (Standing)
- 9) DWA/CVWD/MWD Operations Coordination/Article 21/Pool A/Pool B/Yuba Water (Standing)

Activities Cont.:

- 10) DWA/CVWD/MWD Exchange Agreement Coordination Committee (Standing)
- 11) SWP 2020 Water Supply
- 12) ACBCI Water Rights Lawsuit
- 13) Whitewater Hydro Operations Coordination with Recharge Basin O&M
- 14) SGMA Tribal Stakeholder Meetings
- 15) Whitewater Spreading Basins – BLM Permits
- 16) Delta Conveyance Project Cost Allocation
- 17) DWA Surface Water Filtration Feasibility Snow Creek Village/Palm Oasis
- 18) MCSB Delivery Updates
- 19) Well 6 Meaders Cleaners RWQB Meetings
- 20) SWP East Branch Enlargement Cost Allocation
- 21) UWMP Population Calculation Update/Valley-Wide UWMP
- 22) RWQCB Update to the SNMP
- 23) SGMA – San Geronio Pass Subbasin