



8:00 A.M. OPERATIONS CENTER - 1200 SOUTH GENE AUTRY TRAIL – PALM SPRINGS – CALIFORNIA

Pursuant to the Governor's Executive Order N-29-20, there will be no public location for attending in person. Members of the public who wish to participate may do so by calling in at:

**Toll Free: (877) 309-2073
Access Code: 168-637-277**

**or Via Computer:
<https://www.gotomeeting.com/meeting/join-meeting>
9-digit Meeting ID: 168637277**

Members of the public who wish to comment on any item within the jurisdiction of the Agency or any item on the agenda should submit comments by emailing sbaca@dwa.org before 5:00 p.m. February 15. Comments will become part of the Board meeting record. Board members and staff will be participating in this meeting via teleconference.

**In order to reduce feedback, please mute your audio when you are not speaking.*

1. CALL TO ORDER/PLEDGE OF ALLEGIANCE BLOOMER
2. ROLL CALL BACA
3. APPROVAL OF MINUTES - February 2, 2021 BLOOMER
4. GENERAL MANAGER'S REPORT KRAUSE
5. COMMITTEE REPORTS - Executive – February 11, 2021 BLOOMER
6. SECRETARY-TREASURER'S REPORT – January 2021 STUART
7. **PUBLIC COMMENT:** Members of the public may comment on any item not listed on the agenda, but within the jurisdiction of the Agency. In addition, members of the public may speak on any item listed on the agenda as that item comes up for consideration. Speakers are requested to keep their comments to no more than three (3) minutes. As provided in the Brown Act, the Board is prohibited from acting on items not listed on the agenda.
8. **ACTION ITEMS**
 - A. Request Board Acceptance of Construction of Snow Creek Village Surface Water Filtration Plant JOHNSON
9. **DISCUSSION ITEMS**
 - A. January Water Use Reduction Figures JOHNSON
 - B. State Water Contractors' Meeting – January 21, 2021 RIDDELL
 - C. Statewide Community Infrastructure Program (SCIP) Overview KRAUSE
 - D. 2020 Capital Improvement Projects Presentation (PPT) KRAUSE
10. **DIRECTORS COMMENTS/REQUESTS**
11. **CLOSED SESSION**
 - A. CONFERENCE WITH LEGAL COUNSEL – EXISTING LITIGATION
Pursuant to Government Code Section 54956.9 (d) (1)
Name of Case: Agua Caliente Band of Cahuilla Indians vs. Coachella Valley Water District, et al
(Two Cases)
 - B. CONFERENCE WITH LEGAL COUNSEL – EXISTING LITIGATION
Pursuant to Government Code Section 54956.9 (d) (1)
Name of Case: Mission Springs Water District vs. Desert Water Agency

C. CONFERENCE WITH LEGAL COUNSEL – EXISTING LITIGATION

Pursuant to Government Code Section 54956.9 (d) (1)

Name of Case: Albrecht et al vs. County of Riverside

D. CONFERENCE WITH LEGAL COUNSEL – EXISTING LITIGATION

Pursuant to Government Code Section 54956.9 (d) (1)

Name of Case: Abbey et al vs. County of Riverside

E. CONFERENCE WITH LEGAL COUNSEL – EXISTING LITIGATION

Pursuant to Government Code Section 54956.9 (d) (1)

Bonnie Kessner, et al vs. Desert Water Agency, et al

F. CONFERENCE WITH LEGAL COUNSEL – EXISTING LITIGATION

Pursuant to Government Code Section 54956.9 (d) (1)

Name of Case: AT&T vs. County of Riverside

G. CONFERENCE WITH LEGAL COUNSEL – POTENTIAL LITIGATION

Pursuant to Government Code Section 54956.9 (d) (2)

(One Case)

H. CONFERENCE WITH LEGAL COUNSEL – PENDING ADMINISTRATIVE PROCEEDING

Pursuant to Government Code Section 54956.9 (d) (1)

Regional Water Quality Control Board Claim No. 7018 0680 0000 1010 7377

12. RECONVENE INTO OPEN SESSION – REPORT FROM CLOSED SESSION

13. ADJOURN

Upon request, this agenda will be made available in appropriate alternative formats to persons with disabilities, as required by Section 202 of the Americans with Disabilities Act of 1990. Any person with a disability who requires a modification or accommodation in order to participate in a meeting is asked to contact Desert Water Agency's Assistant Secretary of the Board, at (760) 323-4971, at least 48 working hours prior to the meeting to enable the Agency to make reasonable arrangements. Copies of records provided to Board members that relate to any agenda item to be discussed in open session may be obtained from the Agency at the address indicated on the agenda.

**MINUTES
OF THE REGULAR MEETING
OF THE
DESERT WATER AGENCY
BOARD OF DIRECTORS**

3

February 2, 2021

DWA Board via Kristin Bloomer, President)
Teleconference: James Cioffi, Vice President)
Joseph K. Stuart, Secretary-Treasurer)
Patricia G. Oygar, Director)
Paul Ortega, Director)

DWA Staff via Mark S. Krause, General Manager)
Teleconference: Steve Johnson, Assistant General Manager)
Esther Saenz, Finance Director)
Sylvia Baca, Asst. Secretary of the Board)
Kris Hopping, Human Resources Director)
Xochitl Peña, Outreach Specialist II)
Kim McCance, Senior Admin. Asst.)

Consultants via Michael T. Riddell, Best Best & Krieger)
Teleconference:

Public via Randy Duncan, Mission Springs Water District)
Teleconference: David Freedman, Palm Springs Sustainability Comm.)
Steve Grasha, Mission Springs Water District)

19032. President Bloomer opened the meeting at 8:00 a.m. and asked everyone to join her in the Pledge of Allegiance. **Pledge of Allegiance**

19033. President Bloomer called upon Assistant Secretary of the Board Baca to conduct the roll call: **Roll Call**

Present: Ortega, Oygar, Stuart, Cioffi, Bloomer

19034. President Bloomer called for approval of the January 19, 2021 Regular Board Meeting Minutes. **Approval of 01/19/21 Regular Board Mtg. Minutes**

Director Oygar moved for approval. After a second by Vice President Cioffi, the minutes were approved by the following roll call vote: **Approval of 01/19/21 Regular Board Mtg. Minutes (Cont.)**

AYES: Ortega, Oygar, Stuart, Cioffi, Bloomer
 NOES: None
 ABSENT: None
 ABSTAIN: None

19035. President Bloomer called upon General Manager Krause to provide an update on Agency operations. **General Manager's Report**

Mr. Krause provided an update on Agency operations and noted his meetings and activities for the past several weeks.

In response to Director Ortega, Mr. Krause indicated he did not know how long the FEMA process took as this is the first time DWA applied for reimbursement.

Vice President Cioffi noted he is pleased that DWA is involved with the Palm Springs Homeless Neighborhood group and to keep him informed of developments.

19036. President Bloomer noted the minutes for the January 28, 2021 Executive Committee meeting were provided in the Board's packet. **Committee Reports**
Executive 01/28/21

19037. President Bloomer opened the meeting for public comment. **Public Comment**

Mr. Freedman reported that he was accepted for the CV Water Counts Academy and looks forward to attending virtually. **Mr. Freedman**

There being no one else from the public wishing to address the Board, President Bloomer closed the public comment period.

19038. President Bloomer called upon General Manager Krause to present staff's Request for Board Approval of Resolution No. 1251 Placing in Nomination of Director Ortega as a Member of the Association of California Water Agencies Region 9 Board. **Items for Action:**
Request Board
Approval of Reso. No. 1251 Placing in
Nomination of Director Ortega as a Member of

Mr. Krause noted that on January 4, 2021 the Association of California Water Agencies' Nominating Committee issued a call for nominations for Region 9 leadership. The Committee is seeking candidates for board member positions who are interested in leading the direction of ACWA for the remaining 2020-2021 term. They are seeking candidates from Region 9 for two board vacancies. He indicated that Director Ortega has expressed an interest to serve as a member of the ACWA Region 9 Board and

has been furnished with the required paperwork for nomination. Staff requests Board adoption of Resolution No. 1251, which expresses the Agency's support for Director Ortega's nomination for member of ACWA Region 9.

Items for Action:

(Cont.)

Request Board
Approval of Reso. No.
1251 Placing in
Nomination of Director
Ortega as a Member of
ACWA Region 9
Board

Director Oygar moved for approval of staff's request. After a second by Vice President Cioffi, the motion carried by the following roll call vote:

AYES: Ortega, Oygar, Stuart, Cioffi, Bloomer
NOES: None
ABSENT: None
ABSTAIN: None

**Resolution No. 1251
Adopted**

**RESOLUTION NO. 1251
A RESOLUTION OF THE BOARD OF DIRECTORS OF
DESERT WATER AGENCY
PLACING IN NOMINATION PAUL ORTEGA
AS A MEMBER OF THE ASSOCIATION OF CALIFORNIA
WATER AGENCIES REGION 9**

19039. President Bloomer called upon General Manager Krause to present staff's Request for Board Approval of Board Attendance at Urban Water Institute's Conference.

Request Board
Approval of Board
Attendance at UWI
Conference

Mr. Krause noted as in past practice staff requests the Board's approval for attending the upcoming Urban Water Institute's Spring Water Conference, which will be held virtually on February 17 – 18, 2021. Staff recommends that the Board approve and authorize those Board Directors who are interested in attending the conference as in service to the Board.

Vice President Cioffi moved for approval of staff's request. After a second by Director Ortega, the motion carried by the following roll call vote:

AYES: Ortega, Oygar, Stuart, Cioffi, Bloomer
NOES: None
ABSENT: None
ABSTAIN: None

19040. President Bloomer called upon Human Resources Director Hopping to present staff's Request for Board Approval of Title Changes, Addition of One Position Title to the Classification & Salary Chart and Approval of the February 2021 DWA Classification & Salary Listing Chart.

Request Approval of
Title Changes,
Addition of One
Position Title &
Approval of Feb. 2021
DWA Classification &
Salary Listing Chart

Mrs. Hopping explained that DWA would like to change the name of the Customer Service department to the Field Services department. She noted that this change would better reflect the job duties of the employees currently working in the department. There will be no changes to DWA's salary ranges. In addition, Mrs. Hopping reported for recordkeeping the Agency needs to add a position title for Board Director (Grandfathered) to our salary chart. This title is only for board directors currently in CalPERS. Staff requests the Board to approve the amended title changes and addition of one position title to the classification and salary listing chart and approve the February 2021 DWA classification and salary listing chart which includes title changes and addition of one position title.

Items for Action:

(Cont.)

Request Approval of Title Changes, Addition of One Position Title & Approval of Feb. 2021 DWA Classification & Salary Listing Chart

Director Oygar moved for approval of staff's request. After a second by Vice President Cioffi, the motion carried by the following roll call vote:

AYES: Ortega, Oygar, Stuart, Cioffi, Bloomer
 NOES: None
 ABSENT: None
 ABSTAIN: None

19041. President Bloomer noted that Board packets included Outreach & Conservation reports for January 2021.

Discussion Items:

Outreach & Conservation – January 2021 Activities & Events

In addition to the report, Mrs. Peña noted the upcoming CV Water Counts Academy which DWA participates in.

19042. At 8:30 a.m., President Bloomer convened into a Teleconference Closed Session for the purpose of Conference with Legal Counsel, (A) Existing Litigation, pursuant to Government Code Section 54956.9 (d) (1), Agua Caliente Band of Cahuilla Indians vs. Coachella Valley Water District, et al (2 Cases); (B) Existing Litigation, pursuant to Government Code Section 54956.9 (d) (1), Mission Springs Water District vs. Desert Water Agency; (C) Existing Litigation, pursuant to Government Code Section 54956.9 (d) (1), Albrecht et al vs. County of Riverside; (D) Existing Litigation, pursuant to Government Code Section 54956.9 (d) (1), Abbey et al vs. County of Riverside; (E) Existing Litigation, pursuant to Government Code Section 54956.9 (d) (1) Bonnie Kessner, et al vs. Desert Water Agency, et al; (F) Pending Litigation, Pursuant to Government Code Section 54956.9 (d) (2), Possible Intervention in Case: AT&T vs. County of Riverside, (G) Potential Litigation, Pursuant to Government Code Section 54956.9 (d) (2) (1 Case), and (H) Pending Administrative Proceeding Pursuant to Government Code Section 54956.9 (d) (1) Regional Water Quality Control Board Claim No. 7018 0680 0000 1010 7377.

Closed Session:

A. Existing Litigation – ACBCI vs. CVWD, et al. (2 Cases)
 B. Existing Litigation – MSWD vs. DWA
 C. Existing Litigation – Albrecht et al vs. Riverside County
 D. Existing Litigation – Abbey et al vs. Riverside County
 E. Existing Litigation – Bonnie Kessner, et al vs. Desert Water Agency et al
 F. Existing Litigation - Possible Intervention in Case: AT&T vs. County of Riverside
 G. Potential Litigation- (1 Case)
 H. Pending Admin. Proceeding, RWQCB Claim

19043. At 9:22 a.m., General Manager Krause reconvened the meeting into open session and announced there was no reportable action taken. **Reconvene – No Reportable Action**

19044. In the absence of any further business, General Manager Krause adjourned the meeting at 9:23 a.m. **Adjournment**

Sylvia Baca
Assistant Secretary of the Board

DRAFT

GENERAL MANAGER'S REPORT FEBRUARY 16, 2021

Damaged Fire Hydrant (Waverly Dr.)

On February 2 at approximately 4:00 p.m., Construction staff responded to a report of a hit fire hydrant on the south side of Waverly Dr. west of Broadmoor Dr. in Palm Springs. Staff put the hydrant back in service. The water loss was from a fully open 6-inch fire hydrant bury which ran for approximately 10 minutes. A police report was filed.



Damaged Backflow (2100 E. Racquet Club Rd.)

On February 6 at approximately 11:30 p.m., Construction stand-by responded to a damaged backflow at 2100 E. Racquet Club Rd. on the north east corner of E. Racquet Club Rd. and Cerritos Dr. There was no one to contact, a door tag was left. Construction staff was not sure what caused the damage and are waiting to hear from the customer on how they want to proceed and advise them to make a police report. The water loss was metered.



2021 Colorado River Aqueduct (CRA) Shutdown Work Summary

The summary of work below is provided to show the significant annual maintenance and capital improvements undertaken by Metropolitan Water District to insure efficient and continued service of the CRA. This facility is vital to the conveyance of Desert Water Agency's exchanged imported water supply. DWA pays the capital, O&M expenses on the State Water Project Facilities related to our Table A capacity while Metropolitan pays for the capital, O&M expenses on the CRA for the exchange capacity necessary to deliver our imported water supply.

Summary of Work:

Eagle Mountain

- Radial Gate Replacement

Lake Havasu Intake

- Discharge Line Isolation Bulkheads

Gene Pumping Plant

- Refurbish Discharge Pipeline Pipe Joints

Iron Mountain Pumping Plant

- Staging for internal Pipe Repairs

Intake Pumping Plant

- Repair of internal plant piping and electrical gear

Gene Pumping Plant

- Maintenance and repair throughout the plant

Copper Basin

- Repair of sensors and conduit

Iron Mountain Pumping Plant

- Pump repair and discharge valves
- Equipment relocation

Eagle Mountain Pumping Plant

- Electrical repair
- Pump and valve maintenance

Hinds Pumping Plant

- Annual maintenance and testing of electrical gear

Aqueduct

- Tunnel cleaning
- Spillway cleaning
- Canal Scraping
- Crack repair

Eastern Region Unit

- Inspection of San Diego Canal
- Silt and debris cleanup

Reclamation Plant Wire Theft

In the early hours of February 2, a single vehicle gained unauthorized access to the Reclamation Plant facility. Locks on two gates located on the east end of the property were cut, allowing the vehicle to drive onto the property. Approximately \$10,000 worth of electrical wire was stolen from an onsite storage container. The perpetrator/s left a small warehouse style cart on site which was used to move the wire from the container to the vehicle.

PSPD was contacted and a police report was made. Staff is taking immediate action to provide better protection from this type of intrusion.



Desert Valley Builders Association Approval

The Agency received a letter from the DVBA dated February 4, 2021, notifying us that the Association is satisfied that the Agency and has met its annual reporting obligations.

Employee Awards Luncheon

On February 10 Desert Water Agency held our annual "Employee Award Luncheon." This is an event where we provide lunch to our employees to thank them for their hard work during the past year. Safety and Service Awards were presented and employees were thanked via a video review of the past year's events. The event is always well received and the employees appreciate the recognition for their hard work.

Human Resource's Meetings and Activities

Meetings:

01/19/2021	DWA Board Meeting	Virtual Meeting
01/20/2021	Outreach & Conservation Staff Meeting	Virtual Meeting
01/25/2021	Outreach & Conservation Staff Meeting	Virtual Meeting
01/25/2021	Engineering and Operations Staff Meeting	Virtual Meeting
02/01/2021	Outreach & Conservation Staff Meeting	Virtual Meeting
02/01/2021	Weekly Staff Meeting	Virtual Meeting
02/02/2021	DWA Board Meeting	Virtual Meeting
02/08/2021	Outreach & Conservation Staff Meeting	Virtual Meeting
02/08/2021	Weekly Staff Meeting	Virtual Meeting
02/15/2021	Outreach & Conservation Staff Meeting	Virtual Meeting
02/15/2021	Weekly Staff Meeting	Virtual Meeting

Activities:

01/19/2021	CalPERS Payroll Reporting Discussion	Virtual Meeting
01/21/2021	Meeting with Esther Saenz and ERP Consultant	Virtual Meeting
01/26/2021	Meeting with Esther Saenz and ERP Consultant	Virtual Meeting
02/02/2021	Anthem EAP Orientation	Virtual Meeting
02/04/2021	CV Water Counts Academy Session 1	Virtual Meeting
02/04/2021	Zoom Webinar: Back to Basics	Virtual Meeting
02/09/2021	Webinar: The Power of Social Media: Violence, Platforms, Background Checks	Virtual Meeting
02/10/2021	CDC Webinar: Update on COVID-19 Vaccination for Essential Workers	Virtual Meeting
02/10/2021	Employee Awards Luncheon	DWA Offices
02/10/2021	Meeting with ERP Consultant	Virtual Meeting
02/11/2021	CV Water Counts Academy Session 2	Virtual Meeting

DWA will be closed on Monday, February 15 in observance of the Presidents' Day holiday.



SYSTEM LEAK DATA					
(PERIOD BEGINNING JANUARY 26, 2021 THRU FEBRUARY 8, 2021)					
STREET NAME	NUMBER OF LEAKS	PIPE DIAMETER (INCHES)	YEAR INSTALLED	PIPE MATERIAL	PIPE CONSTRUCTION
WAVERLY DR	2	10	1958	STEEL	BARE/UNLINED
RACQUET CLUB RD	2	10	1962	STEEL	CML
TAHQUITZ CANYON WY	2	8	1946	STEEL	BARE/UNLINED
VIA MONTE VISTA	1	8	1953	STEEL	BARE/UNLINED
ALEJO RD	1	8	1958	STEEL	BARE/UNLINED
SONORA RD	1	6	1936	STEEL	BARE/UNLINED
INDIAN CANYON DR	1	6	1951	STEEL	BARE/UNLINED
PATENCIO RD	1	6	1951	STEEL	BARE/UNLINED
E PALM CANYON DR	1	6	1953	STEEL	BARE/UNLINED
MOUNTAIN VIEW PL	1	6	1953	STEEL	BARE/UNLINED
CERRITOS DR	1	6	1955	STEEL	BARE/UNLINED
MAGNOLIA RD	1	6	1955	STEEL	BARE/UNLINED
SANTA ROSA DR	1	4	1936	STEEL	BARE/UNLINED
CALLE DE CARLOS	1	4	1946	STEEL	BARE/UNLINED
DEEPWELL RD	1	4	1951	STEEL	BARE/UNLINED
VIA SOLEDAD	1	4	1955	STEEL	BARE/UNLINED
AVENIDA OLANCHA	1	4	1955	STEEL	BARE/UNLINED
TERRY LN	1	4	1956	STEEL	BARE/UNLINED
BAHADA RD	1	4	1957	STEEL	BARE/UNLINED
TOTAL LEAKS IN SYSTEM:		22			

Streets highlighted in green are included as part of the

2020/2021 Replacement Pipeline Project

Streets highlighted in blue are being proposed as part of the

2021/2022 Replacement Pipeline Project

SYSTEM INFORMATION:	
OLDEST PIPE IN THE SYSTEM (YEAR OF INSTALLATION):	1935
AVERAGE YEAR OF INSTALLATION OF UNLINED STEEL PIPE (SYSTEMWIDE):	1952
AVERAGE AGE OF UNLINED STEEL PIPE (SYSTEMWIDE):	66 YEARS
AVERAGE AGE OF PIPELINE AT THE TIME OF REPLACEMENT:	68 YEARS
TOTAL LENGTH OF PIPE IN SYSTEM OLDER THAN 70 YEARS (LINEAR FEET):	128,186
TOTAL LENGTH OF UNLINED PIPE SYSTEMWIDE (LINEAR FEET):	297,672
*AVERAGE LENGTH OF PIPE REPLACED ANNUALLY (LINEAR FEET):	14,500
PROJECTED TIME FRAME FOR 100% REPLACEMENT OF UNLINED STEEL PIPE:	21 YEARS
PROJECTED TIME FRAME FOR 100% REPLACEMENT OF PIPE OLDER THAN 70 YEARS:	9 YEARS
YEAR AGENCY TRANSITIONED TO CEMENT LINED STEEL PIPE:	1960
<p>*PLEASE NOTE THIS FIGURE REPRESENTS THE AVERAGE LINEAR FOOTAGE OF PIPELINE REPLACED ANNUALLY GIVEN AN AVERAGE ANNUAL BUDGET OF \$3 MILLION.</p>	

SYSTEM LEAKS
(Period beginning Jan. 26,
2021 thru Feb. 8, 2021)

VIA SOLEDAD - 2020/2021 REPLACEMENT PIPELINE

SONORA RD - 2020/2021 REPLACEMENT PIPELINE

AVENIDA OLANCHA - 2020/2021 REPLACEMENT PIPELINE

E Palm Canyon Dr

E Racquet Club Rd

E Vista Chino

Palm Springs

E Alejo Rd

E Tahquitz Canyon Way

TERRY LN - PROPOSED 2021/2022 REPLACEMENT PIPELINE

CALLE DE CARLOS - 2021/2022 REPLACEMENT PIPELINES

WAVERLY DR - 2021/2022 REPLACEMENT PIPELINES

General Manager's Meetings and Activities

Meetings:

02/02/21	DWA Bi-Monthly Board Mtg.	Conf Call
02/02/21	SWC Annual Financial Management Conference	Conf Call
02/03/21	Small Group Tribal Mediation Meeting	Conf Call
02/03/21	SGMA Mission Creek SB	Conf Call
02/04/21	SGMA Indio SB	Conf Call
02/04/21	SGMA SGP DWA/MSWD/Consultant	Conf Call
02/04/21	Sites Reservoir Financing-Statement of Charges	Conf Call
02/05/21	SWC Weekly Update	Conf Call
02/05/21	Cathedral City Lift Station Spill DWA/BB&K	Conf Call
02/08/21	DWA Weekly Staff Mtgs	Conf Call
02/09/21	WWRF Right of Way Grant Cooperators Mtg	Conf Call
02/09/21	Lake Perris Dam Seepage Recovery Financing Agreement	Conf Call
02/10/21	SWC Policy Meeting	Conf Call
02/10/21	Mtg with Bob Reeb	Conf Call
02/10/21	DWA Annual Awards Luncheon	Conf Call
02/10/21	Meeting with Robert Cheng CVWD	Conf Call
02/11/21	Executive Committee Mtg	Conf Call
02/12/21	Water Counts Academy Presentation	Conf Call
02/11/21	MCSB Imported Water Baseline Assumptions Discussion	Conf Call
02/12/21	Sites Water Supply	Conf Call
02/15/21	DWA Weekly Staff Mtgs	Conf Call
02/16/21	SGMA Mission Creek Sub-basin	Conf Call
02/16/21	DWA/CVWD/MWD Coordination Mtg.	Conf Call
02/16/21	DWA Bi-Monthly Board Meeting	Conf Call

Activities:

- 1) SWP Contract Extension Amendment
- 2) DWA Remote Meter Reading Fixed Network
- 3) Whitewater Hydro – Automatic Re-start
- 4) State and Federal Contractors Water Authority and Delta Specific Project Committee (Standing)
- 5) Whitewater River Surface Water Recharge
- 6) Lake Oroville Spillway FEMA funding
- 7) Replacement Pipelines 2020-2021
- 8) DC Project – Finance JPA Committee (Standing)
- 9) DWA/CVWD/MWD Operations Coordination/Article 21/Pool A/Pool B/Yuba Water (Standing)
- 10) DWA/CVWD/MWD Exchange Agreement Coordination Committee (Standing)
- 11) SWP 2020 Water Supply
- 12) ACBCI Water Rights Lawsuit
- 13) Whitewater Hydro Operations Coordination with Recharge Basin O&M
- 14) SGMA Tribal Stakeholder Meetings
- 15) Whitewater Spreading Basins – BLM Permits

Activities:
(Cont.)

- 16) Delta Conveyance Project Cost Allocation
- 17) DWA Surface Water Filtration Feasibility Snow Creek Village/Palm Oasis
- 18) MCSB Delivery Updates
- 19) Well 6 Meaders Cleaners RWQB Meetings
- 20) SWP East Branch Enlargement Cost Allocation
- 21) UWMP Population Calculation Update/Valley-Wide UWMP
- 22) RWQCB Update to the SNMP
- 23) SGMA – San Geronio Pass Subbasin

Minutes
Executive Committee Meeting
February 11, 2021

Directors Present: Kristin Bloomer, James Cioffi

Staff Present: Mark Krause, Steve Johnson, Esther Saenz, Sylvia Baca

1. Discussion Items

A. Review Agenda for February 16, 2021 Regular Board Meeting

The proposed agenda for the February 16, 2021 meeting was reviewed.

B. Expense Reports

The January Expense reports were reviewed.

C. California Special Districts Association (CSDA) Call for Nominations – Seat A

Staff informed the Committee of the recent correspondence received from CSDA on their request for nominations for Southern Network, Seat A. It was noted that the incumbent is running for re-election. The Committee discussed possible interest on a future election when the incumbent would not be seeking re-election.

2. Adjourn

DESERT WATER AGENCY
STATEMENT OF CASH RECEIPTS AND EXPENDITURES

OPERATING ACCOUNT

JANUARY 2021

INVESTED
RESERVE FUNDS
\$36,015,226.24

BALANCE	JANUARY 1, 2021	(\$851,845.80)	
WATER SALES		\$2,839,029.74	
RECLAMATION SALES		45,618.57	
WASTEWATER RECEIPTS		97,137.09	
POWER SALES		7,003.87	
METERS, SERVICES, ETC.		104,389.00	
REIMBURSEMENT – GENERAL FUND		0.00	
REIMBURSEMENT – WASTEWATER FUND		0.00	
ACCOUNTS RECEIVABLE – OTHER		12,595.36	
CUSTOMER DEPOSITS – SURETY		38,358.00	
CUSTOMER DEPOSITS – CONST.		0.00	
LEASE REVENUE		1,688.69	
INTEREST RECEIVED ON INV. FDS.		44,393.41	
FRONT FOOTAGE FEES		0.00	
BOND SERVICE & RESERVE FUND INT		0.00	
MISCELLANEOUS		<u>10,151.28</u>	
TOTAL RECEIPTS		\$3,200,365.01	
PAYMENTS			
PAYROLL CHECKS		\$406,562.12	
PAYROLL TAXES		181,837.20	
ELECTRONIC TRANSFERS		149,344.29	
CHECKS UNDER \$10,000.00		285,230.53	
CHECKS OVER \$10,000.00 – SCH. #1		2,602,573.72	
CANCELLED CHECKS AND FEES		<u>13,343.21</u>	
TOTAL PAYMENTS		<u>\$3,638,891.07</u>	
NET INCOME		(\$438,526.06)	
BOND SERVICE ACCOUNT			
MONTHLY WATER SALES		\$0.00	
EXCESS RETURNED BY B/A		<u>\$0.00</u>	
BOND SERVICE FUND			\$0.00
INVESTED RESERVE FUNDS			
FUNDS MATURED		\$2,140,000.00	
FUNDS INVESTED – SCH. #3		<u>649,893.41</u>	
NET TRANSFER			<u>\$1,490,106.59 (\$1,490,106.59)</u>
BALANCE	JANUARY 31, 2021	\$199,734.73	\$34,525,119.65

DESERT WATER AGENCY
Operating Fund
Schedule #1 - Checks Over \$10,000

January 2021

Check #	Name	Description	Amount
127307	ACWA/JPIA	Workers Compensation Premium / October - December 2020	\$ 66,600.88
127385	ACWA/JPIA	Health, dental & vision insurance premiums - February 2021	\$ 222,131.93
127388	Southern California Edison	Power	\$ 339,724.75
127401	Desert Water Agency - Wastewater	Wastewater revenue billing - December 2020	\$ 72,393.21
127402	Desert Water Agency - General Fund	Ground water billing / October - December 2020	\$ 1,177,046.83
127415	Desert Water Agency - Wastewater	Sewer capacity charges - Jones Cree Ventures LLC	\$ 26,900.00
127426	Backflow Apparatus & Valve Co.	Water service supplies	\$ 17,093.26
127428	Beck Oil Inc	Fuel purchase	\$ 10,812.99
127429	Best Best & Krieger LLP	Legal fees	\$ 130,419.27
127434	Cleanexcel, Inc	Cleaning services - January 2021	\$ 14,717.00
127441	DLT Solutions LLC	ELD Annual Subscription	\$ 10,014.60
127449	Down to Earth Landscaping	Landscape maintenance	\$ 33,197.20
127451	Endress + Hauser, Inc	Operations service supplies	\$ 13,136.01
127466	High Performance Helicopters	Heavy lift Blackhawk helicopter for wire transport	\$ 33,600.00
127473	Inland Water Works Supplu	Water service supplies	\$ 49,898.89
127479	Krieger & Stewart Inc.	Engineering	\$ 89,904.02
127485	MSA Safety Sales, LLC	MSA Atmospheric Monitors	\$ 69,856.50
127493	Outflow Technologies	Programming - Core backoffice project (W/O # 18-179-M)	\$ 25,445.00
127501	SR Bray LLC	Powerline evaluation - remove/replace wire	\$ 68,775.66
127505	Proforma Social Inc	Bill & Envelope stock	\$ 10,949.26
127509	Singer Lewak LLP	Audit Services and ERP Consulting (W/O # 20-178-M)	\$ 31,994.30
127520	Thompson Reuters - West	West Annotated California Codes Books	\$ 12,760.40
127529	WaterTrax USA Inc	WaterTrax Annual Subscription / April 1, 2021 - May 31, 2022	\$ 16,061.76
127532	Z&L Paving	Paving	\$ 47,340.00
127541	Canyon View Est #5	Grass removal rebate	\$ 11,800.00
Total			\$ 2,602,573.72

Monthly Investment Portfolio Report

As of 01/31/2021

AGG- Operating Fund (213426)

Dated: 02/03/2021

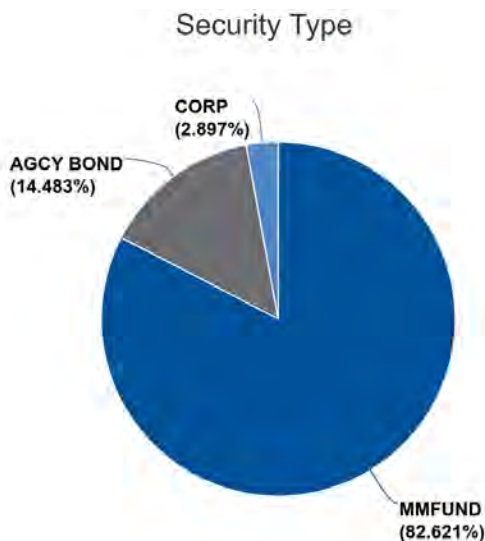


Chart calculated by: PAR Value

MMFUND

Description, Broker	Settle Date	Next Call Date	Effective Maturity	Final Maturity	PAR Value	Original Cost	Market Value	Yield to Maturity
LAIF Money Market Fund LAIF - OP	---	---	01/31/2021	01/31/2021	28,523,909.65	28,523,909.65	28,523,909.65	---
LAIF Money Market Fund LAIF - OP	---	---	01/31/2021	01/31/2021	28,523,909.65	28,523,909.65	28,523,909.65	---

AGCY BOND

Description, Broker	Settle Date	Next Call Date	Effective Maturity	Final Maturity	PAR Value	Original Cost	Market Value	Yield to Maturity
FEDERAL HOME LOAN MORTGAGE CORP UnionBanc OP	08/20/2020	08/20/2021	08/20/2025	08/20/2025	1,000,000.00	1,000,000.00	1,000,000.00	0.625%
FEDERAL NATIONAL MORTGAGE ASSOCIATION UnionBanc OP	06/30/2020	06/30/2021	06/30/2025	06/30/2025	1,000,000.00	1,000,000.00	1,000,000.00	0.730%
FEDERAL NATIONAL MORTGAGE ASSOCIATION UnionBanc OP	08/12/2020	08/12/2022	08/12/2025	08/12/2025	1,000,000.00	1,000,000.00	1,000,000.00	0.560%
FEDERAL HOME LOAN BANKS UnionBanc OP	04/29/2020	04/29/2021	04/29/2024	04/29/2024	1,000,000.00	1,000,000.00	1,000,000.00	0.740%
FEDERAL NATIONAL MORTGAGE ASSOCIATION UnionBanc OP	12/16/2020	12/14/2021	12/14/2021	06/14/2024	1,000,000.00	1,000,500.00	1,000,500.00	0.361%
--- UnionBanc OP	---	---	08/09/2024	02/07/2025	5,000,000.00	5,000,500.00	5,000,500.00	0.603%

CORP

Description, Broker	Settle Date	Next Call Date	Effective Maturity	Final Maturity	PAR Value	Original Cost	Market Value	Yield to Maturity
WELLS FARGO BANK NA UnionBanc OP	10/04/2019	09/09/2021	09/09/2021	09/09/2022	1,000,000.00	1,000,710.00	1,007,780.00	1.626%

Monthly Investment Portfolio Report

As of 01/31/2021

AGG- Operating Fund (213426)

Dated: 02/03/2021

<i>Description, Broker</i>	<i>Settle Date</i>	<i>Next Call Date</i>	<i>Effective Maturity</i>	<i>Final Maturity</i>	<i>PAR Value</i>	<i>Original Cost</i>	<i>Market Value</i>	<i>Yield to Maturity</i>
WELLS FARGO BANK NA UnionBanc OP	10/04/2019	09/09/2021	09/09/2021	09/09/2022	1,000,000.00	1,000,710.00	1,007,780.00	1.626%

Summary

<i>Description, Broker</i>	<i>Settle Date</i>	<i>Next Call Date</i>	<i>Effective Maturity</i>	<i>Final Maturity</i>	<i>PAR Value</i>	<i>Original Cost</i>	<i>Market Value</i>	<i>Yield to Maturity</i>
---	---	---	08/12/2021	09/18/2021	34,523,909.65	34,525,119.65	34,532,189.65	0.776%

* Grouped by: Security Type. * Groups Sorted by: Ending Market Value + Accrued. * Weighted by: Ending Market Value + Accrued.

DESERT WATER AGENCY
STATEMENT OF CASH RECEIPTS AND EXPENDITURES

GENERAL ACCOUNT

JANUARY 2021

INVESTED
RESERVE FUNDS
\$156,513,442.55

BALANCE	JANUARY 1, 2021	\$2,355,520.99
---------	-----------------	----------------

* TAXES - RIVERSIDE COUNTY	12,789,053.70
* INTEREST EARNED - INV. FUNDS	129,907.17
GROUNDWATER REPLEN. ASSESSMENT	1,247,633.55
REIMBURSEMENT - OPERATING FUND	0.00
REIMBURSEMENT - CVWD MGMT	0.00
STATE WATER PROJECT REFUNDS	0.00
REIMB - CVWD - WHITEWATER HYDRO	0.00
POWER SALES - WHITEWATER	57,385.93
MISCELLANEOUS	0.00

TOTAL RECEIPTS	\$14,223,980.35
----------------	-----------------

PAYMENTS

CHECKS UNDER \$10,000.00	7,116.65
CHECKS OVER \$10,000.00 - SCH. #1	3,709,968.86
CANCELLED CHECKS AND FEES	0.00

TOTAL PAYMENTS	<u>\$3,717,085.51</u>
----------------	-----------------------

NET INCOME	\$10,506,894.84
------------	-----------------

INVESTED RESERVE FUNDS

FUNDS MATURED	5,496,500.00
FUNDS INVESTED – SCH. #2	<u>17,506,681.32</u>

NET TRANSFER	(\$12,010,181.32)	\$12,010,181.32
--------------	-------------------	-----------------

BALANCE	JANUARY 31, 2021	\$852,234.51	\$168,523,623.87
---------	------------------	--------------	------------------

* INCLUSIVE TO DATE

	TAXES	INTEREST
RECEIPTS IN FISCAL YEAR	\$19,730,397.19	\$1,379,238.17
RECEIPTS IN CALENDAR YEAR	\$12,789,053.70	\$129,907.17

DESERT WATER AGENCY

General Fund

Schedule #1 - Checks Over \$10,000

January 2021

Check #	Name	Description	Amount
9482	Coachella Valley Water District	Whitewater Hydro Revenue November 2020	\$ 14,480.84
9484	Best Best & Krieger	Legal Fees	\$ 17,033.00
9487	ACWA	2021 Annual Membership Dues	\$ 24,769.65
9488	Cora Construction Inc.	Snow Creek Village progress payment #9 (W/O# 18-101-M)	\$ 66,474.37
9490	State Water Contractors	FY 2020-2021 Membership Dues	\$ 146,980.00
9494	State of California Department of Water Resources	State Water Project - January 2021	\$ 3,426,386.00
9495	Water Systems Consulting, Inc.	Regional Urban Water Management Plan	\$ 13,845.00
Total			\$ 3,709,968.86

Monthly Investment Portfolio Report

As of 01/31/2021

AGG- General Fund (213428)

Dated: 02/03/2021

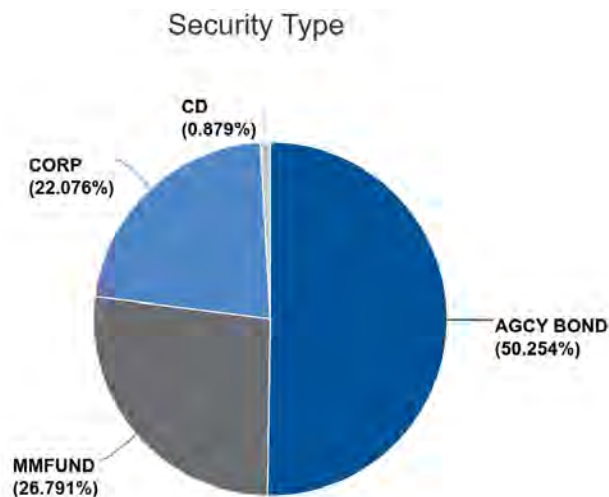


Chart calculated by: PAR Value

AGCY BOND

Description, Broker	Settle Date	Next Call Date	Effective Maturity	Final Maturity	PAR Value	Original Cost	Market Value	Yield to Maturity
FEDERAL NATIONAL MORTGAGE ASSOCIATION DWA-Alamo Capital	08/25/2020	---	08/25/2025	08/25/2025	3,000,000.00	2,985,965.00	2,985,960.00	0.470%
FEDERAL NATIONAL MORTGAGE ASSOCIATION DWA-Alamo Capital	09/06/2019	---	09/06/2022	09/06/2022	1,000,000.00	996,520.00	1,023,200.00	0.406%
FEDERAL HOME LOAN MORTGAGE CORP DWA-Alamo Capital	08/12/2020	02/12/2021	02/12/2024	02/12/2024	2,000,000.00	2,000,005.00	2,000,000.00	0.430%
FEDERAL FARM CREDIT BANKS FUNDING CORP DWA-Alamo Capital	08/04/2020	02/06/2021	08/04/2025	08/04/2025	3,000,000.00	3,000,005.00	3,000,000.00	0.670%
FEDERAL HOME LOAN MORTGAGE CORP DWA-Alamo Capital	09/30/2020	09/30/2021	09/30/2025	09/30/2025	3,000,000.00	3,000,000.00	3,000,000.00	0.400%
FEDERAL FARM CREDIT BANKS FUNDING CORP DWA-Alamo Capital	10/15/2020	02/06/2021	10/15/2024	10/15/2024	3,000,000.00	2,995,500.00	2,995,500.00	0.438%
FEDERAL FARM CREDIT BANKS FUNDING CORP DWA-Alamo Capital	01/05/2021	04/05/2021	04/05/2024	04/05/2024	3,000,000.00	3,000,000.00	3,000,000.00	0.270%
FEDERAL HOME LOAN MORTGAGE CORP UnionBanc GF	08/20/2020	08/20/2021	08/20/2025	08/20/2025	3,000,000.00	3,000,000.00	3,000,000.00	0.625%
FEDERAL NATIONAL MORTGAGE ASSOCIATION UnionBanc GF	07/15/2020	07/15/2021	07/15/2025	07/15/2025	3,000,000.00	3,000,000.00	3,000,000.00	0.730%
FEDERAL NATIONAL MORTGAGE ASSOCIATION UnionBanc GF	08/12/2020	08/12/2022	08/12/2025	08/12/2025	3,000,000.00	3,000,000.00	3,000,000.00	0.560%
FEDERAL HOME LOAN MORTGAGE CORP UnionBanc GF	02/12/2020	02/12/2021	02/12/2021	02/12/2025	3,000,000.00	3,000,000.00	3,025,650.00	1.614%
FEDERAL HOME LOAN BANKS UnionBanc GF	12/30/2020	12/30/2021	12/30/2025	12/30/2025	3,000,000.00	3,000,000.00	3,000,000.00	0.520%
FEDERAL NATIONAL MORTGAGE ASSOCIATION UnionBanc GF	12/16/2020	12/14/2021	12/14/2021	06/14/2024	3,000,000.00	3,001,500.00	3,001,500.00	0.361%
FEDERAL FARM CREDIT BANKS FUNDING CORP UnionBanc GF	12/22/2020	12/22/2022	12/22/2025	12/22/2025	3,000,000.00	3,000,000.00	3,000,000.00	0.470%

Monthly Investment Portfolio Report

As of 01/31/2021

AGG- General Fund (213428)

Dated: 02/03/2021

Description, Broker	Settle Date	Next Call Date	Effective Maturity	Final Maturity	PAR Value	Original Cost	Market Value	Yield to Maturity
FEDERAL HOME LOAN MORTGAGE CORP Piper Sandler	06/25/2020	06/25/2021	06/25/2025	06/25/2025	3,000,000.00	3,000,000.00	3,000,000.00	0.700%
FEDERAL HOME LOAN BANKS Piper Sandler	11/04/2019	11/04/2021	11/04/2021	11/04/2024	3,000,000.00	3,000,000.00	3,053,850.00	1.462%
FEDERAL HOME LOAN BANKS Piper Sandler	04/06/2020	04/06/2021	04/06/2021	04/06/2023	3,000,000.00	3,000,000.00	3,002,220.00	0.849%
FEDERAL HOME LOAN BANKS Piper Sandler	03/25/2020	03/25/2021	03/25/2021	03/25/2025	3,000,000.00	3,000,000.00	3,006,780.00	1.153%
FEDERAL HOME LOAN MORTGAGE CORP Piper Sandler	08/26/2020	02/26/2021	08/26/2024	08/26/2024	3,000,000.00	3,000,000.00	3,000,000.00	0.500%
FEDERAL FARM CREDIT BANKS FUNDING CORP Piper Sandler	04/23/2020	04/22/2021	04/22/2021	04/22/2024	3,000,000.00	3,000,000.00	3,000,270.00	0.798%
FEDERAL FARM CREDIT BANKS FUNDING CORP Piper Sandler	10/15/2020	10/15/2021	10/15/2024	10/15/2024	3,000,000.00	3,000,000.00	3,000,000.00	0.430%
FEDERAL NATIONAL MORTGAGE ASSOCIATION Piper Sandler	12/14/2020	12/14/2021	06/14/2024	06/14/2024	3,000,000.00	3,000,000.00	3,000,000.00	0.375%
FEDERAL FARM CREDIT BANKS FUNDING CORP Piper Sandler	12/28/2020	12/21/2021	12/21/2023	12/21/2023	3,000,000.00	3,000,000.00	3,000,000.00	0.210%
FEDERAL HOME LOAN BANKS Piper Sandler	01/28/2021	06/28/2021	03/28/2024	03/28/2024	3,000,000.00	3,000,000.00	3,000,000.00	0.270%
FEDERAL HOME LOAN MORTGAGE CORP Stifel	02/18/2020	02/18/2021	02/18/2021	02/18/2025	3,000,000.00	3,000,000.00	3,023,130.00	1.533%
FEDERAL FARM CREDIT BANKS FUNDING CORP Stifel	03/24/2020	03/24/2021	03/24/2021	03/24/2023	3,000,000.00	3,000,000.00	3,002,370.00	0.972%
FEDERAL FARM CREDIT BANKS FUNDING CORP Stifel	10/16/2020	02/07/2021	03/28/2024	03/28/2024	3,000,000.00	3,000,000.00	2,999,995.00	0.300%
FEDERAL HOME LOAN MORTGAGE CORP Stifel	10/28/2020	10/28/2022	10/28/2024	10/28/2024	3,000,000.00	3,000,000.00	2,997,000.00	0.435%
FEDERAL HOME LOAN MORTGAGE CORP Stifel	11/30/2020	11/30/2022	05/30/2024	05/30/2024	3,000,000.00	3,000,000.00	2,999,100.00	0.369%
---	---	---	12/11/2023	10/27/2024	84,000,000.00	83,979,495.00	84,116,525.00	0.641%

MMFUND

Description, Broker	Settle Date	Next Call Date	Effective Maturity	Final Maturity	PAR Value	Original Cost	Market Value	Yield to Maturity
LAIF Money Market Fund LAIF - GF	---	---	01/31/2021	01/31/2021	44,780,480.40	44,780,480.40	44,780,480.40	---
LAIF Money Market Fund LAIF - GF	---	---	01/31/2021	01/31/2021	44,780,480.40	44,780,480.40	44,780,480.40	---

CORP

Description, Broker	Settle Date	Next Call Date	Effective Maturity	Final Maturity	PAR Value	Original Cost	Market Value	Yield to Maturity
TOYOTA MOTOR CREDIT CORP DWA-Alamo Capital	07/18/2019	---	09/08/2022	09/08/2022	1,000,000.00	1,000,000.00	997,290.00	2.266%
JOHN DEERE CAPITAL CORP DWA-Alamo Capital	04/03/2020	---	09/08/2022	09/08/2022	1,000,000.00	1,003,535.00	1,003,512.00	2.000%
TOYOTA MOTOR CREDIT CORP DWA-Alamo Capital	10/21/2019	---	10/07/2024	10/07/2024	1,500,000.00	1,499,994.00	1,497,855.00	2.033%
TOYOTA MOTOR CREDIT CORP DWA-Alamo Capital	02/19/2019	---	07/13/2022	07/13/2022	1,400,000.00	1,399,076.00	1,425,410.00	1.975%
CATERPILLAR FINANCIAL SERVICES CORP DWA-Alamo Capital	12/17/2020	---	09/14/2023	09/14/2023	3,000,000.00	3,012,276.48	3,012,276.48	0.300%
EXXON MOBIL CORP UnionBanc GF	03/17/2020	---	08/16/2022	08/16/2022	3,000,000.00	3,037,470.00	3,047,880.00	1.203%
APPLE INC DWA-Alamo Capital	09/16/2019	08/11/2024	08/11/2024	09/11/2024	1,000,000.00	990,552.00	1,035,780.00	0.971%
BANK OF NEW YORK MELLON CORP DWA-Alamo Capital	05/06/2020	03/24/2025	03/24/2025	04/24/2025	1,000,000.00	1,020,005.00	1,020,005.00	1.184%

Monthly Investment Portfolio Report

As of 01/31/2021

AGG- General Fund (213428)

Dated: 02/03/2021

Description, Broker	Settle Date	Next Call Date	Effective Maturity	Final Maturity	PAR Value	Original Cost	Market Value	Yield to Maturity
WELLS FARGO BANK NA UnionBanc GF	10/04/2019	09/09/2021	09/09/2021	09/09/2022	2,000,000.00	2,001,420.00	2,015,560.00	1.626%
EXXON MOBIL CORP UnionBanc GF	11/22/2019	01/01/2023	01/01/2023	03/01/2023	2,000,000.00	2,055,180.00	2,060,620.00	1.638%
APPLE INC UnionBanc GF	01/27/2021	08/11/2024	08/11/2024	09/11/2024	3,000,000.00	3,150,000.00	3,150,000.00	0.409%
MICROSOFT CORP Stifel	12/20/2019	02/01/2023	02/01/2023	05/01/2023	2,000,000.00	2,034,620.00	2,092,840.00	0.807%
3M CO Stifel	06/05/2020	03/15/2025	03/15/2025	04/15/2025	3,000,000.00	3,258,120.00	3,258,115.00	0.841%
VISA INC Stifel	01/30/2020	10/14/2022	10/14/2022	12/14/2022	2,000,000.00	2,065,680.00	2,106,000.00	0.755%
CITIBANK NA Stifel	06/24/2020	12/23/2023	12/23/2023	01/23/2024	3,000,000.00	3,297,000.00	3,296,995.00	0.842%
CHEVRON CORP Stifel	07/08/2020	01/03/2024	01/03/2024	03/03/2024	3,000,000.00	3,239,700.00	3,239,695.00	0.680%
WALMART INC Stifel	06/18/2020	10/15/2024	10/15/2024	12/15/2024	2,000,000.00	2,173,300.00	2,173,295.00	0.690%
APPLE INC Stifel	09/24/2020	04/11/2025	04/11/2025	05/11/2025	2,000,000.00	2,055,740.00	2,055,735.00	0.516%
---	---	---	10/18/2023	12/07/2023	36,900,000.00	38,293,668.48	38,488,863.48	0.998%

CD

Description, Broker	Settle Date	Next Call Date	Effective Maturity	Final Maturity	PAR Value	Original Cost	Market Value	Yield to Maturity
Ally Bank Piper Sandler	05/30/2019	---	05/31/2022	05/31/2022	245,000.00	245,000.00	250,770.06	0.715%
Morgan Stanley Private Bank, National Association Piper Sandler	06/06/2019	---	06/06/2022	06/06/2022	245,000.00	245,000.00	250,999.37	0.717%
Goldman Sachs Bank USA Piper Sandler	06/05/2019	---	06/06/2022	06/06/2022	245,000.00	245,000.00	250,836.59	0.717%
Sallie Mae Bank Piper Sandler	05/29/2019	---	05/31/2022	05/31/2022	245,000.00	245,000.00	250,770.06	0.715%
Synchrony Bank Piper Sandler	06/07/2019	---	06/07/2022	06/07/2022	245,000.00	245,000.00	250,521.35	0.717%
Morgan Stanley Bank, N.A. Piper Sandler	06/06/2019	---	06/06/2022	06/06/2022	245,000.00	245,000.00	250,999.37	0.717%
---	---	---	06/04/2022	06/04/2022	1,470,000.00	1,470,000.00	1,504,896.81	0.716%
Piper Sandler								

Summary

Description, Broker	Settle Date	Next Call Date	Effective Maturity	Final Maturity	PAR Value	Original Cost	Market Value	Yield to Maturity
---	---	---	02/20/2023	08/11/2023	167,150,480.40	168,523,643.88	168,890,765.68	0.753%

* Grouped by: Security Type. * Groups Sorted by: Ending Market Value + Accrued. * Weighted by: Ending Market Value + Accrued.

DESERT WATER AGENCY
STATEMENT OF CASH RECEIPTS AND EXPENDITURES

WASTEWATER ACCOUNT

JANUARY 2021

INVESTED
RESERVE FUNDS
\$1,609,992.06

BALANCE	JANUARY 1, 2021	\$316.37		
ACCOUNTS RECEIVABLE - OTHER		\$0.00		
CUSTOMER DEPOSITS - CONSTRUCTION		0.00		
INTEREST EARNED - INVESTED FUNDS		2,543.52		
WASTEWATER REVENUE		72,393.21		
SEWER CAPACITY CHARGES		26,952.88		
MISCELLANEOUS		<u>0.00</u>		
TOTAL RECEIPTS		\$101,889.61		
PAYMENTS				
CHECKS UNDER \$10,000.00		\$0.00		
CHECKS OVER \$10,000.00 - SCH. #1		102,026.49		
CANCELLED CHECKS AND FEES		<u>0.00</u>		
TOTAL PAYMENTS		<u>\$102,026.49</u>		
NET INCOME		(\$136.88)		
INVESTED RESERVE FUNDS				
FUNDS MATURED		\$3,000.00		
FUNDS INVESTED – SCH. #2		<u>2,543.42</u>		
NET TRANSFER			\$456.58	(\$456.58)
BALANCE	JANUARY 31, 2021		<u>\$636.07</u>	<u>\$1,609,535.48</u>

DESERT WATER AGENCY
Wastewater Fund
Schedule #1 - Checks Over \$10,000

January 2021

Check #	Name	Description	Amount
3373	City of Palm Springs	Wastewater Revenue Billing for December 2020	\$ 10,517.60
3374	Coachella Valley Water District	Wastewater Revenue Billing for December 2020	\$ 62,178.89
3375	Coachella Valley Water District	Sewer Capacity Charges	\$ 29,330.00
Total			\$ 102,026.49

Monthly Investment Portfolio Report

As of 01/31/2021

AGG- Wastewater Fund (213427)

Dated: 02/09/2021

Security Type



Chart calculated by: PAR Value

MMFUND

Description, Broker	Settle Date	Next Call Date	Effective Maturity	Final Maturity	PAR Value	Original Cost	Market Value	Yield to Maturity
LAIF Money Market Fund LAIF - WW	---	---	01/31/2021	01/31/2021	1,609,535.48	1,609,535.48	1,609,535.48	---
LAIF Money Market Fund LAIF - WW	---	---	01/31/2021	01/31/2021	1,609,535.48	1,609,535.48	1,609,535.48	---

* Grouped by: Security Type. * Groups Sorted by: Ending Market Value + Accrued. * Weighted by: Ending Market Value + Accrued.

DESERT WATER AGENCY
Investment Portfolio Reporting Requirements

*as required by DWA Resolution 886, Section VII
& California Government Code Section 53646*

as of
January 31, 2021

Statement of Compliance

The Desert Water Agency portfolio is in compliance with the Agency's investment policy and guidelines for investment of Agency funds as outlined in DWA Resolution 886 and updated by Resolution 1200.

Statement of Agency's Ability to Meet Six-Month Expenditure Requirements

Desert Water Agency has the ability to meet its expenditure requirements for the next six months.

Description of Investments

Agency Bonds

Securities issued by a government-sponsored enterprise or by a federal government department other than the U.S. Treasury.

Bank Deposits

Agency funds on deposit in the General Fund, Operating Fund and Wastewater Fund active checking accounts for use in meeting the daily cash flow requirements of the Agency.

Certificate of Deposits (CD)

Interest bearing time deposit. FDIC insured up to \$250,000 per depositor, per FDIC-insured bank.

Corporate Notes

Debt securities issued by a for-profit company.

Money Market Funds

High quality, short-term debt instruments, cash and cash equivalents. Utilized for overnight holding of investment proceeds prior to reinvesting or transferring to Agency checking accounts.

Funds Managed by Contracted Parties - LAIF

The Desert Water Agency has contracted with the California Local Agency Investment Fund (LAIF) for investment of Agency funds. LAIF is a voluntary program created by Section 16429.1 et seq. of the California Government Code. LAIF is an investment alternative for California's local governments and special districts. This program offers local agencies the opportunity to participate in a major portfolio, which invests hundreds of millions of dollars, using the investment expertise of the state Treasurer's Office professional investment staff at no additional cost to the taxpayer or ratepayer. All Agency funds invested with LAIF are available for withdrawal upon demand and may not be altered, impaired or denied in any way (California Government Code Section 16429.4).

Market Value Source

Current market values are provided by Clearwater Analytics for all investment types other than LAIF. LAIF market values are recorded at PAR value.

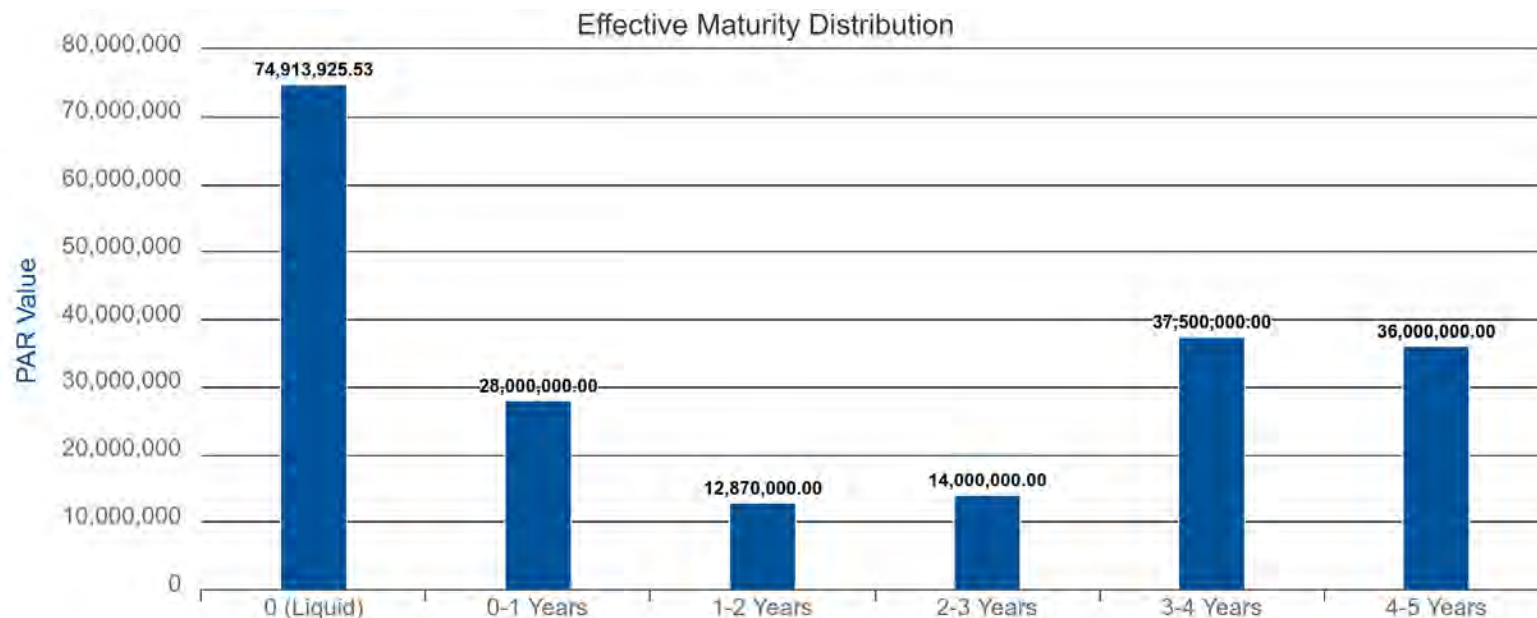
Esther Saenz
Finance Director
Desert Water Agency

Effective Maturity Distribution Summary

As of 01/31/2021

AGG-ALL (219610)

Dated: 02/03/2021



0 (Liquid)

DWA Fund	Account	Identifier	Description	Security Type	PAR Value	Ending Effective Maturity	Final Maturity
General Fund	LAIF - GF	LAIFMMF	LAIF Money Market Fund	MMFUND	44,780,480.40	01/31/2021	01/31/2021
Operating Fund	LAIF - OP	LAIFMMF	LAIF Money Market Fund	MMFUND	28,523,909.65	01/31/2021	01/31/2021
Wastewater Fund	LAIF - WW	LAIFMMF	LAIF Money Market Fund	MMFUND	1,609,535.48	01/31/2021	01/31/2021
---	---	LAIFMMF	LAIF Money Market Fund	MMFUND	74,913,925.53	01/31/2021	01/31/2021

0-1 Years

DWA Fund	Account	Identifier	Description	Security Type	PAR Value	Ending Effective Maturity	Final Maturity
General Fund	---	---	---	---	26,000,000.00	05/29/2021	04/24/2024
Operating Fund	UnionBanc OP	---	---	---	2,000,000.00	10/27/2021	07/26/2023
---	---	---	---	---	28,000,000.00	06/09/2021	04/05/2024

1-2 Years

DWA Fund	Account	Identifier	Description	Security Type	PAR Value	Ending Effective Maturity	Final Maturity
General Fund	---	---	---	---	12,870,000.00	09/09/2022	09/28/2022
General Fund	---	---	---	---	12,870,000.00	09/09/2022	09/28/2022

2-3 Years

DWA Fund	Account	Identifier	Description	Security Type	PAR Value	Ending Effective Maturity	Final Maturity
General Fund	---	---	---	---	14,000,000.00	10/19/2023	11/21/2023

Effective Maturity Distribution Summary

As of 01/31/2021

AGG-ALL (219610)

Dated: 02/03/2021

<i>DWA Fund</i>	<i>Account</i>	<i>Identifier</i>	<i>Description</i>	<i>Security Type</i>	<i>PAR Value</i>	<i>Ending Effective Maturity</i>	<i>Final Maturity</i>
General Fund	---	---	---	---	14,000,000.00	10/19/2023	11/21/2023

3-4 Years

<i>DWA Fund</i>	<i>Account</i>	<i>Identifier</i>	<i>Description</i>	<i>Security Type</i>	<i>PAR Value</i>	<i>Ending Effective Maturity</i>	<i>Final Maturity</i>
General Fund	---	---	---	---	36,500,000.00	07/13/2024	07/20/2024
Operating Fund	UnionBanc OP	3130AJJR1	FEDERAL HOME LOAN BANKS	AGCY BOND	1,000,000.00	04/29/2024	04/29/2024
---	---	---	---	---	37,500,000.00	07/11/2024	07/18/2024

4-5 Years

<i>DWA Fund</i>	<i>Account</i>	<i>Identifier</i>	<i>Description</i>	<i>Security Type</i>	<i>PAR Value</i>	<i>Ending Effective Maturity</i>	<i>Final Maturity</i>
General Fund	---	---	---	---	33,000,000.00	08/09/2025	08/14/2025
Operating Fund	UnionBanc OP	---	---	AGCY BOND	3,000,000.00	07/31/2025	07/31/2025
---	---	---	---	---	36,000,000.00	08/08/2025	08/13/2025

Summary

<i>Account</i>	<i>Identifier</i>	<i>Description</i>	<i>Security Type</i>	<i>PAR Value</i>	<i>Ending Effective Maturity</i>	<i>Final Maturity</i>
---	---	---	---	203,283,925.53	11/13/2022	04/09/2023

* Grouped by: Effective Maturity Distribution -> DWA Fund. * Groups Sorted by: Effective Maturity Distribution -> DWA Fund. * Filtered By: Security Type not in "CASH". * Weighted by: Ending Market Value + Accrued.

DESERT WATER AGENCY
Monthly Investment Portfolio Report

Abbreviations & Definitions

Investment Type Abbreviations	
AGCY BOND	Agency Bond ¹
CORP	Medium Term Notes (Corporate) ²
MMFUND	Local Agency Investment Fund (LAIF) ³ & Cash Funds in Transit ⁴
CD	Negotiable Certificates of Deposit ⁵

Definitions	
Settle Date	The date of original purchase
Next Call Date	The next eligible date for the issuer to refund or call the bond or note
Effective Maturity	The most likely date that the bond will be called based on current market conditions
Final Maturity	The date the bond matures, DWA receives the full PAR value plus the final interest payment
PAR Value	The principal amount DWA will receive when a bond is either called or matures
Original Cost	The original cost to purchase the bond (includes premium/discount)
Market Value	The current value of the bond at current market rates
Yield to Maturity	The total anticipated return on a bond held to maturity expressed as an annual rate

NOTES:

¹ DWA Investment Policy, Resolution 1200, Schedule 1, Item 2

² DWA Investment Policy, Resolution 1200, Schedule 1, Item 12

³ DWA Investment Policy, Resolution 1200, Schedule 1, Item 7

⁴ Cash funds in transit are a result of maturities/calls/coupon payments that are held in the Agency's money market account with the broker/custodian until transferred to the Agency's bank.

⁵ DWA Investment Policy, Resolution 1200, Schedule 1, Item 8

DESERT WATER AGENCY - OPERATING FUND COMPARATIVE EARNINGS STATEMENT								
MONTH 20-21 JANUARY	/-----THIS MONTH-----/ THIS YEAR	LAST YEAR	BUDGET	/-----FISCAL YEAR TO DATE-----/ THIS YEAR	LAST YEAR	BUDGET	/--VARIANCE--/ YTD	PCT
OPERATING REVENUES								
WATER SALES	2,554,106.99	2,275,479.20	3,457,250.00	23,472,923.88	21,484,917.86	22,814,250.00	658,673.88	3
RECLAMATION SALES	60,955.28	54,407.59	65,100.00	756,031.58	1,049,014.84	945,100.00	189,068.42-	20-
POWER SALES	7,003.87	4,627.52	2,750.00	18,790.78	33,618.67	19,250.00	459.22-	2-
OTHER OPER REVENUE	130,417.99	293,961.04	173,725.00	1,300,119.38	1,623,116.04	1,216,075.00	84,044.38	7
TOTAL OPER REVENUES	2,752,484.13	2,628,475.35	3,698,825.00	25,547,865.62	24,190,667.41	24,994,675.00	553,190.62	2
OPERATING EXPENSES								
SOURCE OF SUPPLY EXP	119,092.69	33,068.26	62,775.00	3,497,810.84	2,779,069.97	3,223,275.00	274,535.84	9
PUMPING EXPENSE	378,087.81	187,548.22	227,950.00	2,108,427.86	1,666,998.82	2,045,650.00	62,777.86	3
REGULATORY WATER TREAT	40,934.36	41,782.07	53,700.00	398,654.90	334,504.11	375,900.00	22,754.90	6
TRANS & DIST EXPENSE	175,923.47	226,240.91	349,000.00	1,322,038.75	1,741,084.13	2,443,000.00	1,120,961.25-	46-
CUSTOMER ACT EXPENSE	72,839.17	74,836.88	95,750.00	587,144.39	565,979.57	657,050.00	69,905.61-	11-
ADMIN & GEN EXPENSE	813,216.33	859,918.51	805,035.00	7,441,554.78	7,332,283.07	7,821,395.00	379,840.22-	5-
REGULATORY EXPENSE	35,703.31	16,562.38	37,750.00	128,459.57	222,181.67	264,250.00	135,790.43-	51-
SNOW CREEK HYDRO EXP	1,871.00	3,997.73	3,050.00	23,996.61	18,584.63	21,350.00	2,646.61	12
RECLAMATION PLNT EXP	60,515.84	71,482.29	209,375.00	481,046.42	644,690.61	1,466,625.00	985,578.58-	67-
SUB-TOTAL	1,698,183.98	1,515,437.25	1,844,385.00	15,989,134.12	15,305,376.58	18,318,495.00	2,329,360.88-	13-
OTHER OPER EXPENSES								
DEPRECIATION	522,308.47	494,532.76	518,550.00	3,669,440.53	3,524,558.87	3,629,850.00	39,590.53	1
SERVICES RENDERED	5,844.60	7,007.86	13,750.00	78,248.12	74,006.18	96,250.00	18,001.88-	19-
DIR & INDIR CST FOR WO	215,398.56-	181,831.45-	204,900.00-	1,711,296.62-	1,438,457.19-	1,434,300.00-	276,996.62-	19
TOTAL OPER EXPENSES	2,010,938.49	1,835,146.42	2,171,785.00	18,025,526.15	17,465,484.44	20,610,295.00	2,584,768.85-	13-
NET INCOME FROM OPERATIONS	741,545.64	793,328.93	1,527,040.00	7,522,339.47	6,725,182.97	4,384,380.00	3,137,959.47	72
NON-OPERATING INCOME (NET)								
RENTS	12,230.27	5,364.26	3,800.00	100,009.58	99,955.35	100,700.00	690.42-	1-
INTEREST REVENUES	19,293.28	55,343.71	15,000.00	142,178.06	337,179.55	105,000.00	37,178.06	35
OTHER REVENUES	6,972.03	280.00	.00	9,944.65-	10,061.72	.00	9,944.65-	0
GAINS ON RETIREMENT	.00	.00	2,480.00	.00	.00	12,400.00	12,400.00-	100-
DISCOUNTS	7.37	2.34	50.00	246.55	185.68	350.00	103.45-	30-
PR. YEAR EXPENSES	.00	.00	.00	363.60-	292.11	.00	363.60-	0
OTHER EXPENSES	.00	.00	2,500.00-	27,059.80-	20,000.00-	47,500.00-	20,440.20	43-
LOSS ON RETIREMENTS	60,718.89-	.00	4,500.00-	60,772.75-	24,948.81-	31,500.00-	29,272.75-	93
TOTAL NON-OPER INCOME	22,215.94-	60,990.31	14,330.00	144,293.39	402,725.60	139,450.00	4,843.39	3
TOTAL NET INCOME	719,329.70	854,319.24	1,541,370.00	7,666,632.86	7,127,908.57	4,523,830.00	3,142,802.86	69

**STAFF REPORT
TO
DESERT WATER AGENCY
BOARD OF DIRECTORS**

FEBRUARY 16, 2021

**RE: RECOMMEND ACCEPTANCE OF CONSTRUCTION OF SNOW
CREEK VILLAGE SURFACE WATER FILTRATION PLANT**

The 2018/2019 General Fund Capital Improvement Budget included Work Order 18-101-M for design and construction of the Snow Creek Village Filtration Plant in the amount of \$2,300,000.00 (including project engineering, overheads, construction and inspection). When the project was awarded, the Board also authorized a budget augmentation in the amount of \$1,000,000, increasing the overall budget to \$3,300,000.00.

Cora Constructors, Inc. was awarded the contract on July 16, 2019 with a contract completion date of May 1, 2020 and a State mandated operational date of June 12, 2020. Due to Covid-19, the construction was slowed and a new contract completion date of August 20, 2020 was approved. A new operational date of September 12, 2020 was also approved by the Division of Drinking Water (Division). On July 13, 2020, the Contractor performed a successful test run of the plant, with the results submitted to the Division as part of the permit application to serve treated surface water. The Division approved the test run results, however, required that a new water monitoring station be installed prior to the water entering the distribution system. With this last minute revision, the Division granted an additional 30 days to the plant operational date. After the installation of a new monitoring sample station within the Snow Creek Village by Agency personnel, the plant became officially operational on October 7, 2020.

All project work was performed by Cora Constructors, Inc. under Work Order 18-101-M. The total estimated charges for the Snow Creek Village Surface Water Filtration Plant construction project on Work Order 18-18-101-M are approximately \$3,316,000^(b) (including project engineering, overheads, construction and inspection).

The adjusted contract amount is summarized as follows:

Engineer's Estimate	\$2,256,000.00
Original Contract	\$2,337,450.00
Change Order #1	\$0.00
Change Order #2	\$2,999.70
Change Order #3	\$6,748.32
Change Order #4	\$0.00
Change Order #5	\$16,325.06
Change Order #6	\$75,268.72
Change Order #7	\$45,000 ^(a)
Final Contract Amount	\$2,438,791.80 ^(b)

(a) Change Order #7: (Still under review) the contractor has requested an additional \$45,000.

(b) Final contract amount depends on Change Order #7. If total amount in Change Order #7 is accepted (total C.O. cost 6.49%), final contract cost will be \$2,483,791.80 and the final Work Order expense will be approximately \$3,361,000.

Contract Change Order No. 1 added 4 working days (6 calendar days) to the contract, moving the completion date to May 7, 2020.

Contract Change Order No. 2 yielded a net increase in the contract amount as a result of additional programming time to allow the filter banks to alternate operation after a filter shut down (this is to balance run time between the two banks of filters).

Contract Change Order No. 3 yielded a net increase in the contract amount as a result of the installation of a Remote Terminal Unit (RTU) panel to allow for improved communication with the Filtration Plant and the Operations Center.

Contract Change Order No. 4 added 7 working days (8 calendar days) to the contract, moving the completion date to May 15, 2020.

Contract Change Order No. 5 added 3 calendar days to the contract, moving the completion date to May 18, 2020; and yielded a net increase to the contract amount as result of:

1. Increase in the size of the chlorine solution injection pump
2. Modifications to the clarifier unit level transducer
3. Addition of floor drains and plumbing to accommodate a future filter bank
4. Modifications to the clarifier unit piping
5. Installation of additional concrete landing pad with steps to allow easier access to the clarifier
6. Additional labor to install the filtration unit

Contract Change Order No. 6 added 94 calendar days to the contract, moving the completion date to August 20, 2020; and yielded a net increase to the contract amount as result of:

1. Additional parts and materials to facilitate testing
2. Upgrading Air Vacuum Valve to accommodate higher pressure
3. Additional pre-startup testing of rinse-to-waste valves
4. Additional pre-startup work
5. Installation of rinse-to-waste valves
6. Additional programming work by filter manufacturer
7. Additional 94 days of non-compensable time added to contract due to Covid-19 related delays

Contract Change Order No. 7 is still under review. The change order has been delayed due to complications in negotiating with contractor, but the maximum cost to the Agency is approximately \$45,000.

To date, no stop notices have been filed with the Agency.

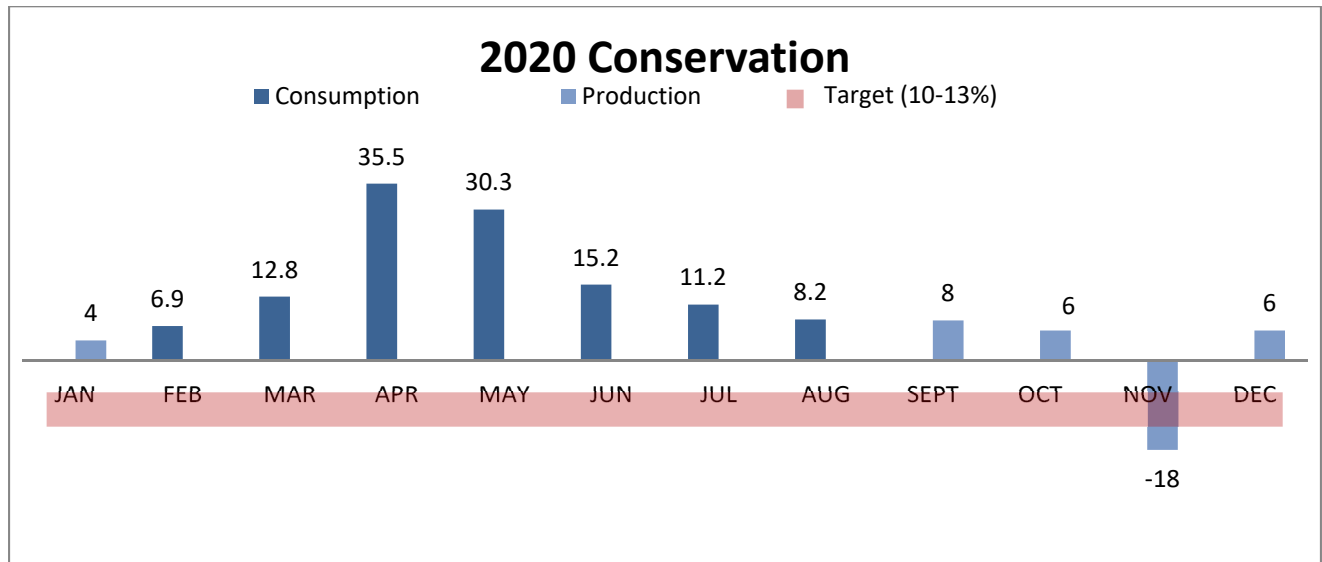
At this time, staff recommends Board acceptance of said work in the amount of \$2,438,791.80 with the maximum amount not to exceed \$2,483,791.18 following final review of Change Order 7. Subsequent to Board acceptance, and acceptance of Change Order 7, the Agency will release retained funds to Cora Constructors, Inc.

**STAFF REPORT
TO
DESERT WATER AGENCY
BOARD OF DIRECTORS**

FEBRUARY 16, 2021

RE: JANUARY 2021 WATER USE REDUCTION FIGURES

Desert Water Agency and its customers achieved a 4% reduction in potable water production during January 2021 compared to the same month in 2013 – the baseline year used by the State Water Resources Control Board (State Water Board) to measure statewide conservation achievements.



Over the last 12 months, water production is down 7.02% over 2013 levels. DWA asked its customers to save 10-13% compared to 2013 to help achieve long-term sustainability. This target will likely be re-evaluated once Desert Water Agency receives water use objectives in accordance with long-term conservation legislative (AB 1668 and SB 606, 2018). The 10-13% target was established after the drought mandatory reduction levels were eliminated.

Reporting information	Consumption	Production (submitted to SWRCB)
January 2021 conservation percentage	5.29%	3.89%
January 2021 water production	1932.28 AF	1996.62 AF
January 2013 water production	2040.29 AF	2077.40 AF
The percentage of the Total Monthly Potable Water Production going to residential use only for the reporting month	67%	65%
Population (inclusive of seasonal residents)	89,232	
Estimated R-GPCD	152.95	
How many public complaints of water waste or violation of conservation rules were received during the reporting month?	26	
How many contacts (written/ verbal) were made with customers for actual/ alleged water waste or for a violation of conservation rules?	5	
How many formal warning actions (e.g.: written notifications, warning letters, door hangers) were issued for water waste or for a violation of conservation rules?	1	
How many penalties were issued for water waste or for a violation of conservation rules?	0	
Comments: In October 2020 Desert Water Agency began submitting production figures. Prior to that, all data submitted under the emergency order and the subsequent voluntary reports were based on consumption (billing) data. In order to preserve the integrity of the data, DWA has requested that all data prior to October 2020 be removed from the SWRCB system.		

STATE WATER

CONTRACTORS MEETING

January 21, 2021

I. CLOSED SESSION

- (a) Butte County case seeking statutory penalties against DWR for Oroville Spillway event – court granted DWR’s motion for summary judgment

II. SWP MANAGEMENT REPORT

- (a) DWR reorganization: SWPAO has been moved under the supervision of the Chief Financial Manager; water management function now under the Division of Operations and Maintenance
- (b) Water Management Tools Amendment – DWR expects to have the required number of signatures by the end of February

III. WATER OPERATIONS REPORT

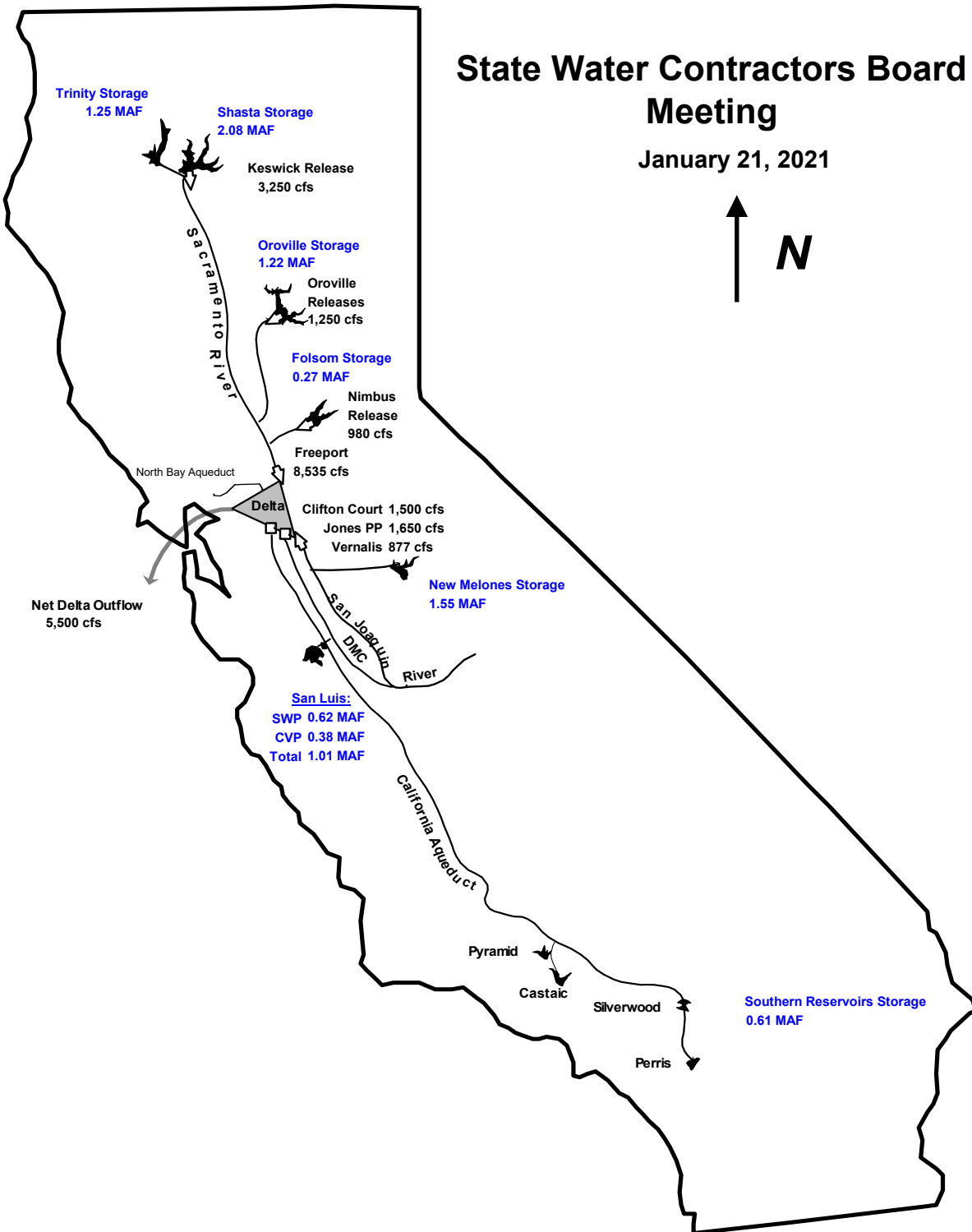
- (a) October-January period on track to make 2021 among the top 5 “driest” water years on record
- (b) A storm event was projected to bring 6 inches of precipitation to the watershed
- (c) Oroville storage was at 55% of average
- (d) San Luis Reservoir storage was at 622,000 AF (mostly carryover water)

IV. LEGISLATIVE UPDATE

- (a) Legislature reconvened on January 11
- (b) Last day to introduce bills is February 18
- (c) Governor’s proposed FY 2021-2022 budget is \$227 Billion
- (d) Projected State revenues are back to almost pre-pandemic levels
- (e) The budget anticipates immediate expenditures to stimulate the economy, reopen schools, and roll out the Covid-19 vaccinations
- (f) \$125 Million is made available from Proposition 68 funds for water projects
- (g) No mention of a climate resiliency bond, but expect Assembly Member Garcia to introduce a climate resiliency bill

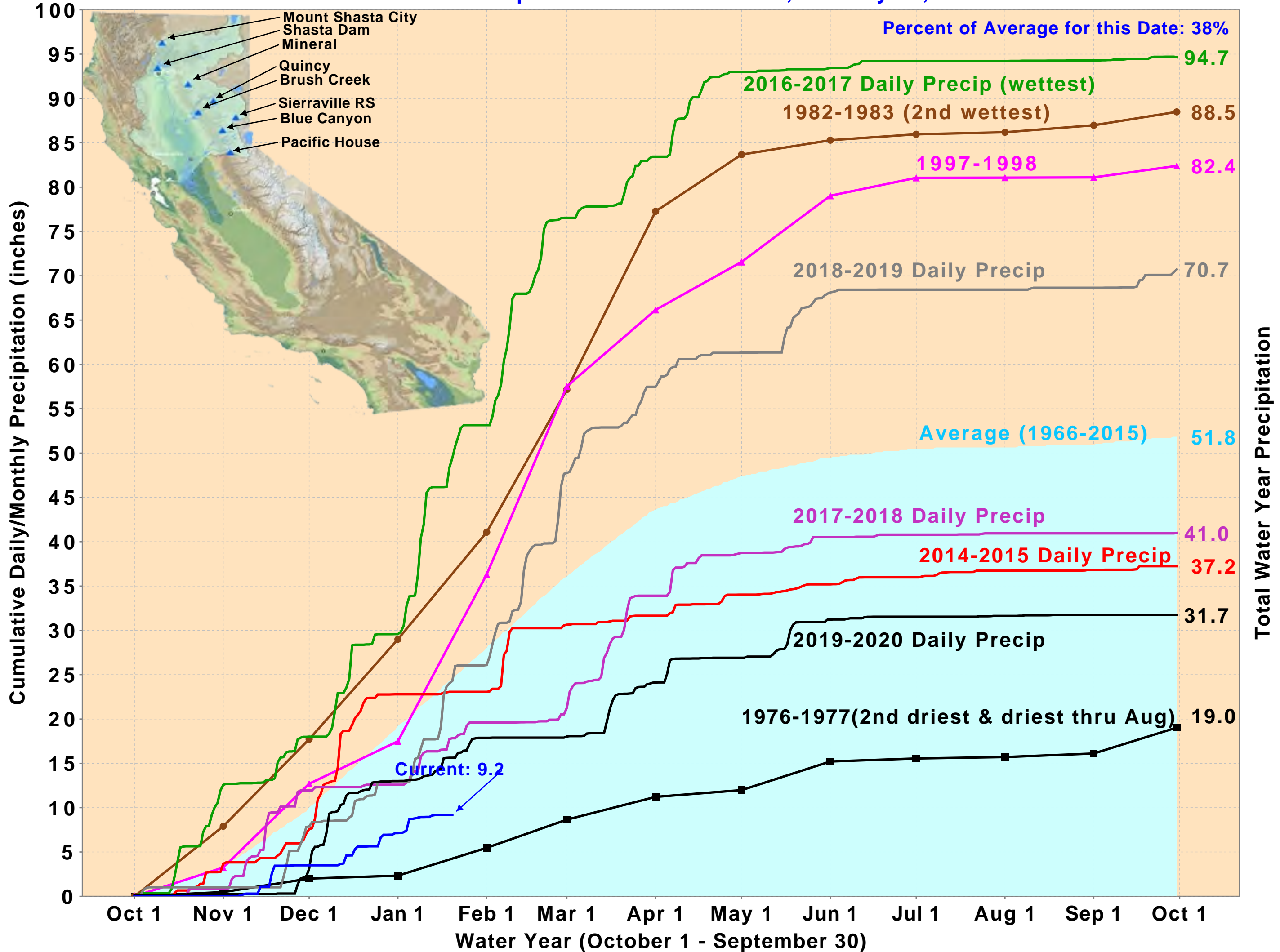
State Water Contractors Board Meeting

January 21, 2021

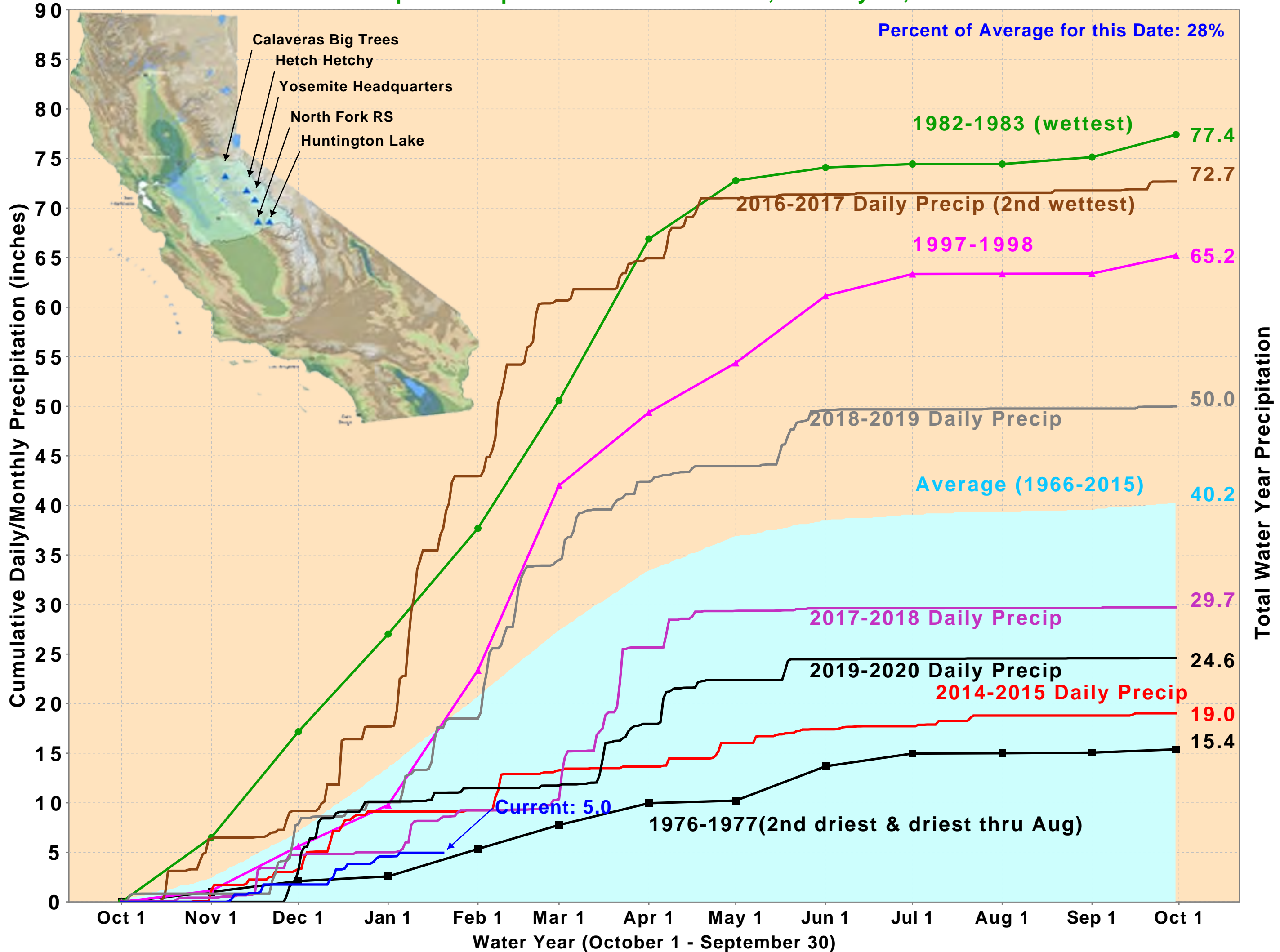


Data Compiled on:
1/20/2021

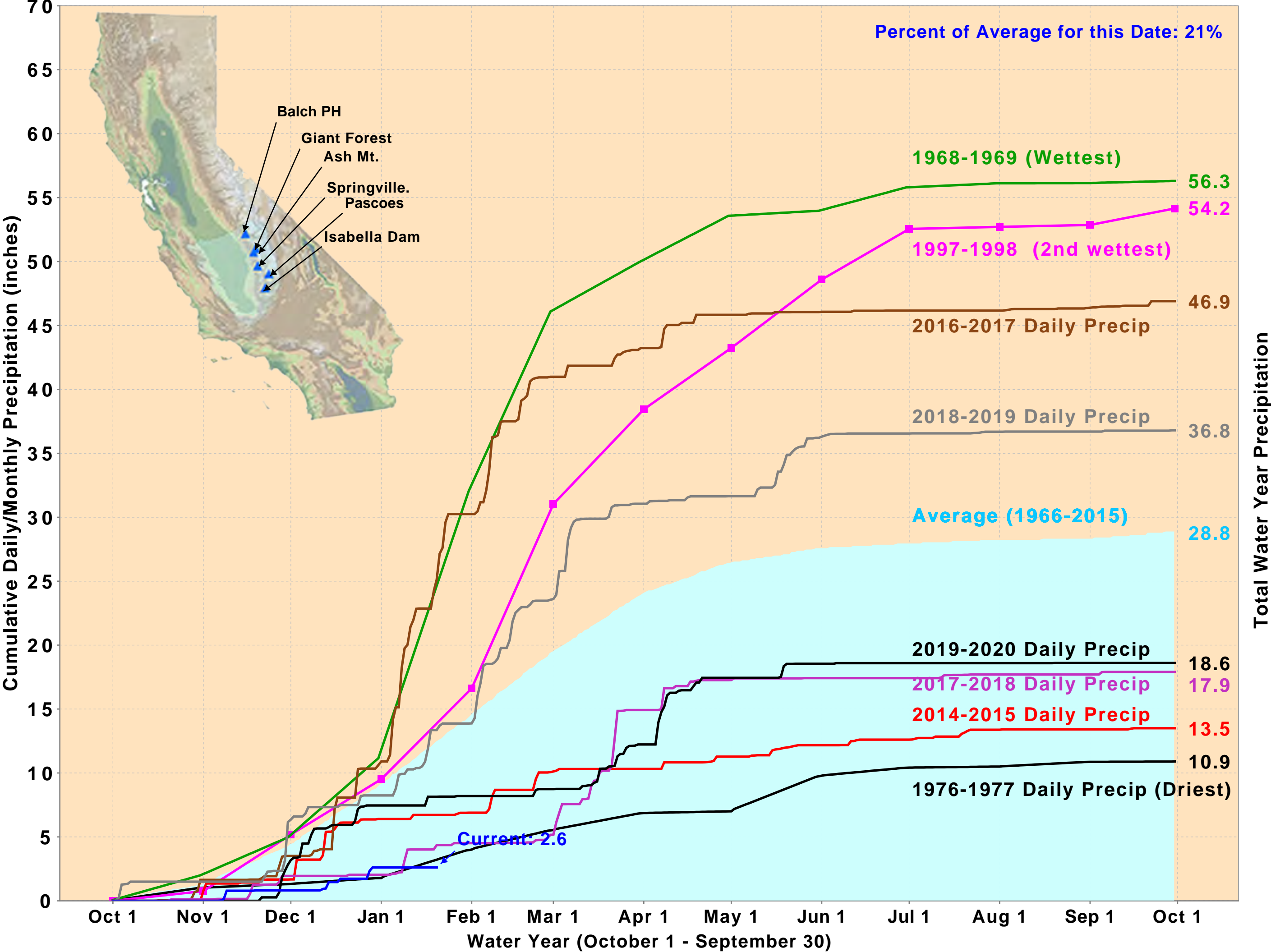
Northern Sierra Precipitation: 8-Station Index, January 20, 2021



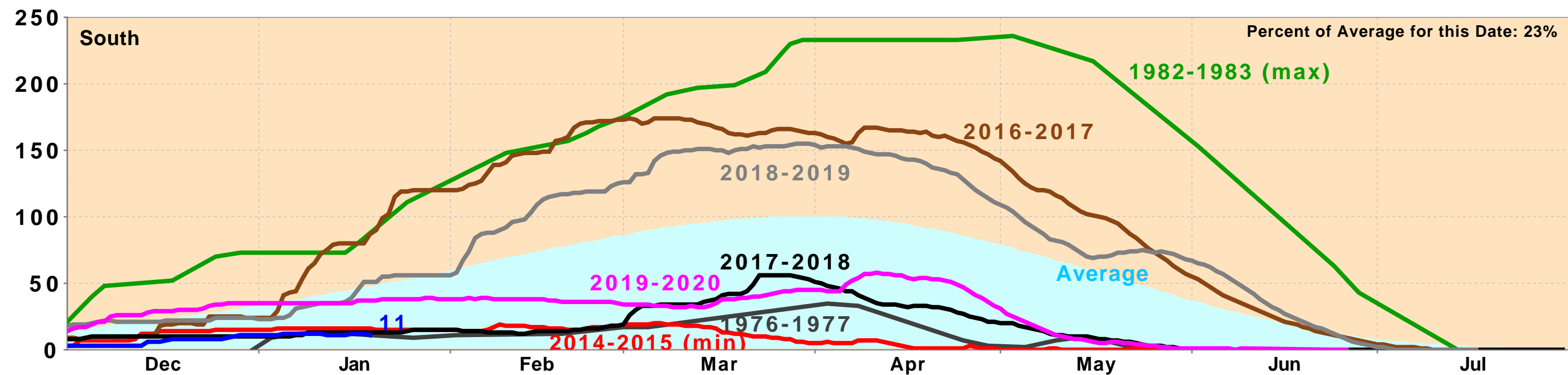
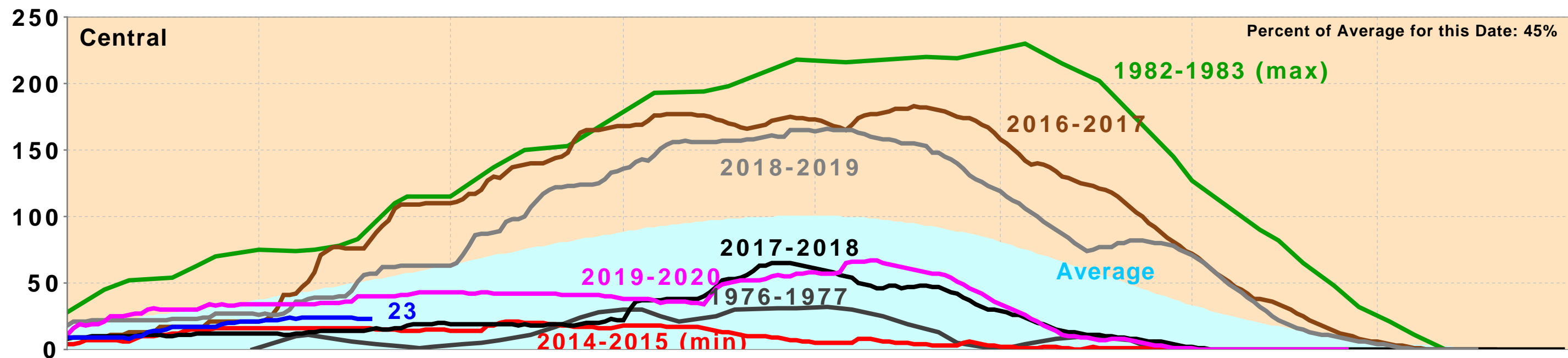
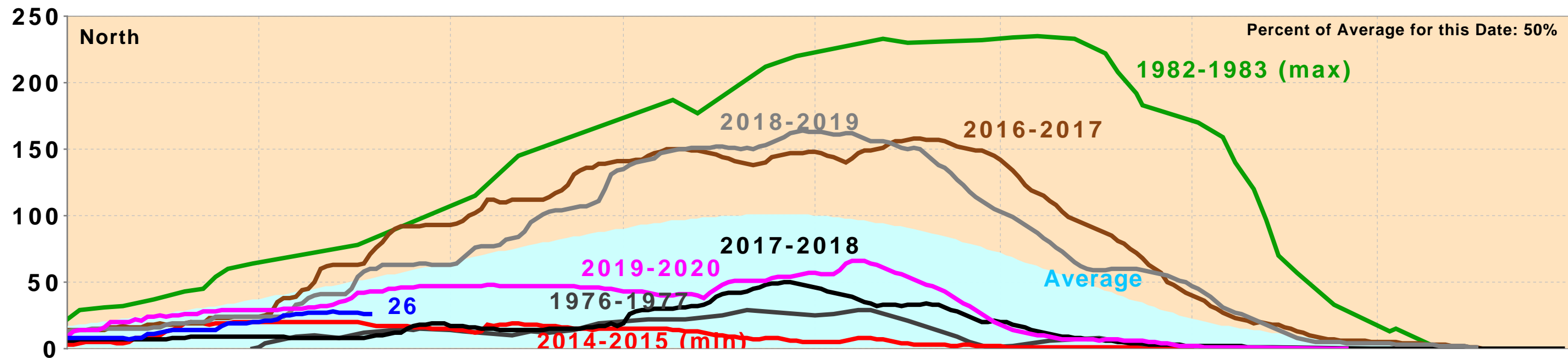
San Joaquin Precipitation: 5-Station Index, January 20, 2021



Tulare Basin Precipitation: 6-Station Index, January 20, 2021



California Snow Water Content, January 19, 2021, Percent of April 1 Average



Statewide Percent of April 1: 21%

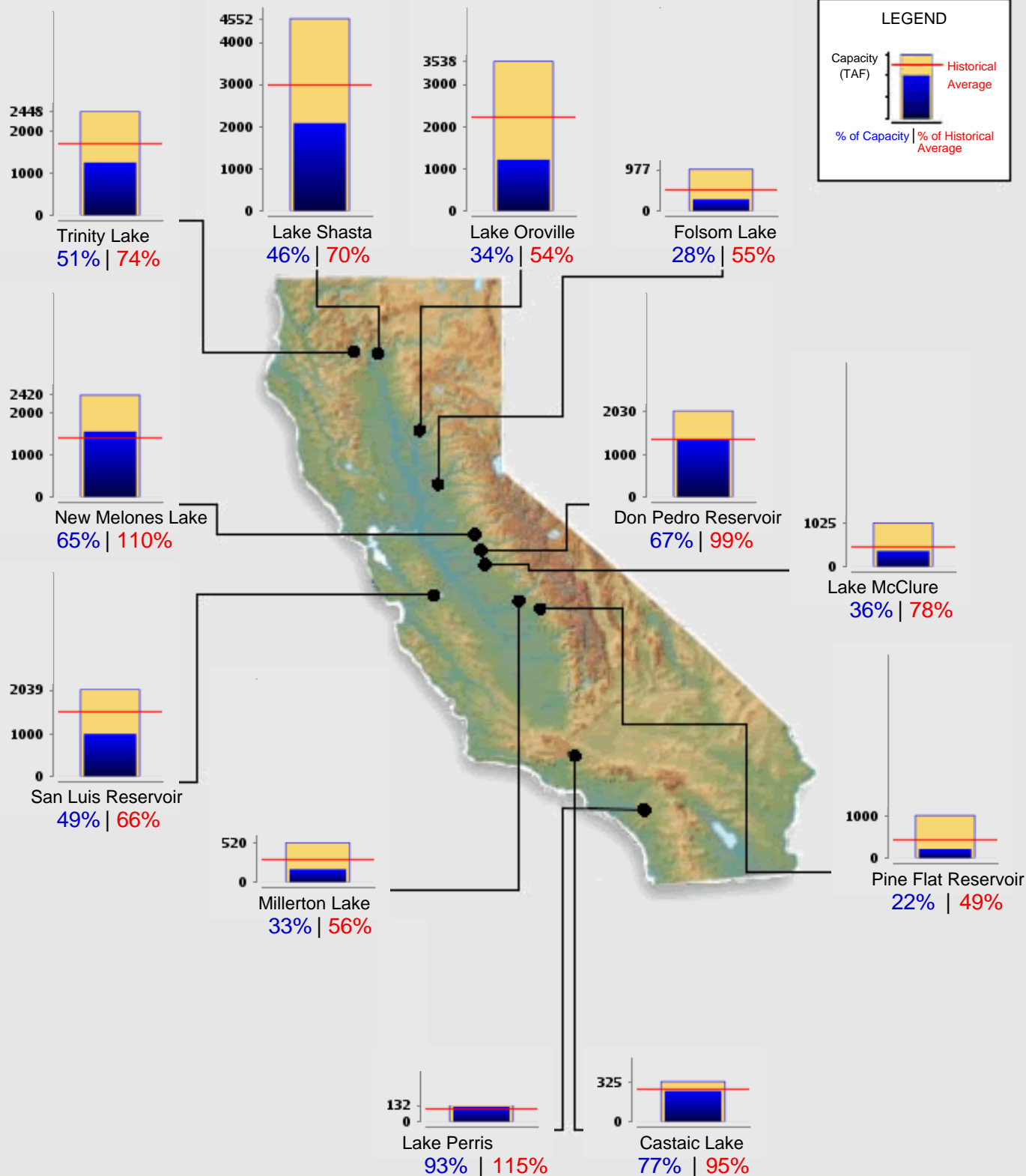
Statewide Percent of Average for Date: 42%



Reservoir Conditions

Ending At Midnight - January 19, 2021

CURRENT RESERVOIR CONDITIONS



**STAFF REPORT
TO
DESERT WATER AGENCY
BOARD OF DIRECTORS**

FEBRUARY 16, 2021

**RE: STATEWIDE COMMUNITY INFRASTRUCTURES PROGRAM
FINANCING**

In September of 2020, we were contacted by David Hardy, Project Manager for an 80-unit single family project at the corner of Palm Canyon and Gene Autry Trail. He has sent inquiries since that time about the Agency adopting a resolution to join the Statewide Community Infrastructure Program (SCIP) that enables developers to pay most impact fees and finance public improvements through an acquisition agreement that qualify under the 1913/1915 Act (excluding school fees) via tax-exempt bond issuance proceeds. The SCIP program has assisted communities and developers throughout California to finance over \$750 million in impact fees and public infrastructure since 2003.

This program has been molded to the needs of each local agency participant of SCIP. As most local agencies like the Desert Water Agency require developers to pay impact fees prior to obtaining project approval, SCIP can be used to directly prepay these fees or, alternatively, to reimburse the developer after fee payment. The program can be used to enable developers to pay for, or be reimbursed for, all eligible impact fees or for a single impact fee.

SCIP has been designed to minimize local agency staff involvement by using an experienced team of finance professionals to administer the program, thereby freeing valuable local agency resources for other functions. To participate, a local agency need only be a member of the California Statewide Communities Development Authority (CSCDA) and pass a resolution approving the program. Please refer to the attached SCIP FAQ's and List of Participating SCIP Agencies.

Mr. Hardy has provided a summary of Fees/ Public Improvement to be financed through SCIP for the Canyon View Development (attached). Agency Counsel Riddell is available today to answer any legal questions that the Board may have regarding our participation in this program.

Staff is requesting discussion on its interest in pursuing participation and direction on how to proceed.



SCIP FAQs

Frequently Asked Questions about **Statewide Community Infrastructure Program (SCIP)**

What is CSCDA?

The California Statewide Communities Development Authority (CSCDA) is a joint powers authority sponsored by the League of California Cities and the California State Association of Counties.

Who are the participants of CSCDA?

Over 530 cities, counties and special districts in the State are members of CSCDA.

What are eligible development impact fees?

Fees paid to a local agency to mitigate the impact of development and which will ultimately be used by the local agency to pay for the costs of public infrastructure.

How can impact fees be made to be paid in advance?

The local agency can negotiate with the developer to have the fees paid upon approval of a specific plan, development agreement or vesting tentative map and then fund the fees through SCIP.

If we use SCIP and become a member of CSCDA, are we in any way liable for payments or defaults of other participants?

No. If one participant were to default, there would be no effect on the other participants. There is no cross-collateralization of payments or assessments.

What is the difference between an assessment lien and an assessment bond?

The assessment lien is imposed on the parcel of land pursuant to the Municipal Improvement Act of 1913. The Act authorizes an issuer to impose an assessment lien on benefited property to finance various public improvements. The Bonds are Limited Obligation Improvement Bonds authorized under the Improvement Bond Act of 1915 and secured by the liens imposed under the 1913 Act.

Is voter approval required?

No. There is no requirement for a general election. CSCDA will conduct a hearing and landowner ballot protest procedure. Since a condition of participation in SCIP is landowner consent, protests are not expected.

Is a local agency participant of the pool liable to make any bond payments?

No. The bonds are limited obligation bonds, and under no circumstance is a local agency pool participant liable from its general fund or from any other revenue source.

How is SCIP administered?

SCIP is administered by highly trained and experienced consultants selected by CSCDA who prepare the tax roll, disseminate continuing disclosure reports, and handle delinquencies.

What are the duties of a local agency participant after the bonds are issued?

The only duties required are to provide SCIP consultants with information concerning the development such as recordation of subdivisions and changes in property ownership.

How does SCIP meet the benefit test?

The benefit test is met by the fact that the each property must pay the impact fee in order to develop. This differs from typical assessment proceedings in that the benefit test is tied to the improvement.

Do commercial projects qualify?

Yes, in fact the permit fee program is ideal for commercial projects which can pay substantial impact fees but normally do not participate in bond financing. Examples would be shopping centers or high-rise buildings.

How do you join SCIP?

The local agency's governing Council or Board must pass two SCIP resolutions. From that point, project questionnaires are filled out and submitted to the financing team for individual funding requests.

FOUNDED AND SPONSORED BY



SCIP Participating Agencies:

Alameda (City)
American Canyon
Anaheim
Antioch
Bakersfield
Banning
Blythe
Brentwood
Butte County
Calistoga
Cathedral City
Chula Vista
Citrus Heights
Clovis
Coachella Valley Water District
Consumnes CSD
Corona
Cotati
Daly City
Dana Point
Davis
Desert Hot Springs
Diablo Water District
Dublin
Dublin San Ramon Services District
East Palo Alto
Eastern Municipal Water District
El Dorado County
Elk Grove
Fairfield
Folsom
Fremont
Galt
Gardena
Healdsburg
Hercules
Hollister
Imperial County
Ironhouse Sanitary District
Lathrop
Lincoln
Linda County Water District
Live Oak
Livermore
Madera (City)
Manteca
Menifee
Merced
Millbrae
Morgan Hill
Morro Bay

Murrieta
Napa (City)
Napa County
Newport Beach
Norco
Oakley
Oxnard
Palm Springs
Petaluma
Placer County
Rancho Cordova
Redding
Richmond
Rialto
Rio Vista
Riverside County
Rocklin
Roseville
Sacramento (City)
Sacramento County
Sacramento County Regional Sanitation District
Sacramento Area Sewer District
San Diego (City)
San Diego County
San Luis Obispo County
San Marcos
San Mateo County
Santa Rosa
Santee
Sonoma County
South Placer Municipal Utility District
Stockton
Sweetwater Authority
Thousand Oaks
Tracy
Tuolumne County
Ukiah
Vallejo
West Sacramento
Wheatland
Woodland
Yuba City
Yuba County
Yucaipa Valley Water District

**FEES / PUBLIC IMPROVEMENTS ELIGIBLE TO BE FINANCED THROUGH SCIP
SUMMARY**

April 2, 2018

CANYON VIEW - Case #5.1384-PDD-381

DU: 80
NET AC: 13.25

	Unit	Estimated Price	Estimated Qty	Total	
I. BUILDER SCIP					
1. Fees					
A. <u>City of Palm Springs (Lead Agency)</u>					
Sewer Facility	DU	3,000	80	240,000	
Sewer Main	LF	16	2,175	34,800	
Park	DU	7,005	80	560,400	
Drainage	AC	7,823	13.25	103,653	
Subtotal - PS Fees					938,853
B. <u>Desert Water Agency</u>					
Connection Charge	LF	70	1,938	135,660	
Water Main Tie-In Fee	EA	2	20,000	40,000	
1" Supplemental Imported Water	DU	2,250	84	189,000	
1-1/2" Supplemental Imported Water	DU	25,210	2	50,420	
1" Backup Facility Charge	DU	6,375	84	535,500	
1-1/2" Backup Facility Charge	EA	12,750	2	25,500	
Subtotal - DWA Fees					976,080
Total - Fees					1,914,933
2. Public Street & Water Improvements					
A. <u>City of Palm Springs</u>					
i. E. Palm Canyon [NOT widening or undergrounding]	LS	72,144	1	72,144	
ii. Matthew Drive	LS	148,221	1	148,221	
iii. So Linden Way	LS	68,159	1	68,159	
Subtotal - Palm Springs Street Improvements					288,524
B. <u>Desert Water Agency</u>					
i. In-Tract Water System	LS	329,545	1	329,545	
Subtotal - DWA Public Water Improvements					329,545
Total - Public Street & Water Improvements					618,069
3. <u>Contingency & Consulting (on hard costs)</u>	%	618,069	30%	185,421	
Subtotal - Contingency & Consulting					185,421
GRAND TOTAL - BUILDER SCIP					2,718,423 = 1.67% Tax Rate