



REGULAR MEETING 8:00 A.M. OPERATIONS CENTER - 1200 SOUTH GENE AUTRY TRAIL – PALM SPRINGS – CALIFORNIA

Desert Water Agency operates independently of any other local government. Its autonomous elected board members are directly accountable to the people they serve. The Agency is one of the desert's two State Water Contractors and provides water and resource management, including recycling, for a 325-square-mile area of Western Riverside County, encompassing parts of Cathedral City, Desert Hot Springs, outlying Riverside County and Palm Springs.

1. **PLEDGE OF ALLEGIANCE**
2. **APPROVAL OF MINUTES -** A. May 21, 2019
B. June 4, 2019 **STUART**
3. **GENERAL MANAGER'S REPORT** **KRAUSE**
4. **COMMITTEE REPORTS –** A. Executive – June 13, 2019 **STUART**
5. **SECRETARY-TREASURER'S REPORT – May 2019** **EWING**
6. **PUBLIC COMMENT:** Members of the public may comment on any item not listed on the agenda, but within the jurisdiction of the Agency. In addition, members of the public may speak on any item listed on the agenda as that item comes up for consideration. Speakers are requested to keep their comments to no more than three (3) minutes. As provided in the Brown Act, the Board is prohibited from acting on items not listed on the agenda.
7. **ACTION ITEMS**
 - A. Request Board Direction on CSDA's Election (Southern Network, Seat B) Proceedings **KRAUSE**
 - B. Request Adoption of Resolutions Amending Rates, Fees and Charges **KRIEGER**
 - (1) Resolution No. 1211 Establishing Rates, Fees & Charges for Water Service
 - (2) Resolution No. 1212 Establishing Rates, Fees & Charges for Sewer Service
 - C. Request Adoption of Resolution No. 1213 Establishing Tax Rate FY 2019/20 **KRIEGER**
 - D. Request Adoption of 2019/20 Operating, General and Wastewater Budgets **SAENZ**
8. **ITEMS FOR DISCUSSION**
 - A. State Water Contractors' Meeting – May 16, 2019 **RIDDELL**
 - B. May Water Use Reduction Figures **METZGER**
 - C. 2019/2020 Conservation Programs Overview (PPT) **METZGER**
 - D. Director's Report on AWWA Conference Attendance **STUART**
9. **DIRECTORS COMMENTS AND REQUESTS**
10. **CLOSED SESSION**
 - A. **CONFERENCE WITH LEGAL COUNSEL – EXISTING LITIGATION**
Pursuant to Government Code Section 54956.9 (d) (1)
Name of Case: Agua Caliente Band of Cahuilla Indians vs. Coachella Valley Water District, et al
 - B. **CONFERENCE WITH LEGAL COUNSEL – EXISTING LITIGATION**
Pursuant to Government Code Section 54956.9 (d) (1)
Name of Case: Mission Springs Water District vs. Desert Water Agency
 - C. **CONFERENCE WITH LEGAL COUNSEL – EXISTING LITIGATION**
Pursuant to Government Code Section 54956.9 (d) (1)
Name of Case: Albrecht et al vs. County of Riverside
 - D. **CONFERENCE WITH LEGAL COUNSEL – EXISTING LITIGATION**
Pursuant to Government Code Section 54956.9 (d) (1)
Name of Case: Abbey et al vs. County of Riverside
 - E. **CONFERENCE WITH LEGAL COUNSEL – EXISTING LITIGATION**
Pursuant to Government Code Section 54956.9 (d) (1)
Name of Case: Thurman W. Arnold, III vs. Julie K. Rupp, John Medjian, Mary Beth Rupp, David Merritt Levy, DWA

F. CONFERENCE WITH LEGAL COUNSEL – EXPOSURE TO LITIGATION

Pursuant to Government Code Section 54956.9 (d) (2)

Alan Neil Freiman, et al vs. Safari Park, Inc.

Riverside County Superior Court Case No. PSC1806308

G. CONFERENCE WITH LEGAL COUNSEL – EXPOSURE TO LITIGATION

Pursuant to Government Code Section 54956.9 (d) (2)

Claim to Compel Elections by Division Pursuant to the California Voting Rights Act

11. RECONVENE INTO OPEN SESSION – REPORT FROM CLOSED SESSION

12. ADJOURN

**MINUTES
OF THE REGULAR MEETING
OF THE
DESERT WATER AGENCY
BOARD OF DIRECTORS**

2-A

May 21, 2019

DWA Board: Joseph K. Stuart, President) **Attendance**
 Patricia G. Oygur, Director)
 James Cioffi, Director)

Absent: Kristin Bloomer, Vice President)
 Craig Ewing, Secretary-Treasurer)

DWA Staff: Mark S. Krause, General Manager)
 Steve Johnson, Asst. General Manager)
 Martin Krieger, Finance Director)
 Sylvia Baca, Asst. Secretary of the Board)
 Kris Hopping, Human Resources Manager)
 Ashley Metzger, Outreach & Cons. Mgr.)

Consultant: Michael T. Riddell, Best Best & Krieger)

Public: David Freedman, Palm Springs resident)
 Greta Carter, DHS resident/Agua Warriors)
 Simone Sandoval, Agua Warriors)
 Estela Rojas, DHS resident/Agua Warriors)
 Karl Baker, Desert Hot Springs resident)
 John Soulliere, MSWD)
 Deiter Crawford, Palm Springs resident)

18425. President Stuart opened the meeting at 8:00 a.m. and asked everyone to join Director Oygur in the Pledge of Allegiance. **Pledge of Allegiance**

General Manager Krause introduced newly hired employees: Victor Mendoza (Water Service Worker I), Thomas Murphy (Water Service Worker I), Paul Monroy (Laboratory Director), Rodrigo Hernandez (Water Service Worker I), Marquell Jones (Water Service Worker I) and Orlando Gonzalez (Water Service Worker I). **Employee Introduction**

18426. President Stuart called for approval of the April 15, 2019 Special Board meeting minutes. **Approval of 04/15/19 Special Board Mtg. Minutes**

Director Oygar moved for approval. After a second by, Director Cioffi, the minutes were approved by the following vote:

AYES: Oygar, Cioffi, Stuart
 NOES: None
 ABSENT: Ewing, Bloomer
 ABSTAIN: None

**Approval of 04/15/19
 Special Board Mtg.
 Minutes
 (Cont.)**

President Stuart called for approval of the April 16, 2019 Regular Board meeting minutes.

**Approval of 4/16/2019
 Regular Board Mtg.
 Minutes**

Director Oygar moved for approval. After a second by, Director Cioffi, the minutes were approved by the following vote:

AYES: Oygar, Cioffi, Stuart
 NOES: None
 ABSENT: Ewing, Bloomer
 ABSTAIN: None

18427. President Stuart called upon General Manager Krause to provide an update on Agency operations.

**General Manager's
 Report**

Mr. Krause provided an update on Agency operations and noted his meetings and activities for the past several weeks.

18428. President Stuart noted the minutes for the April 25, 2019 and May 15, 2019 Finance Committee meetings were provided in the Board's packet.

Committee Reports:
 Finance 04/25/19 &
 5/15/19

President Stuart noted the minutes for the May 13, 2019 Executive Committee meeting were provided in the Board's packet.

Executive 05/13/19

President Stuart noted the minutes for the May 13, 2019 Conservation & Public Affairs Committee meeting were provided in the Board's packet.

Conservation & Public
 Affairs 0513/19

18429. President Stuart opened the meeting for public comment.

Public Comment

David Freedman stated on behalf of the City of Palm Springs, he wanted to thank DWA for their support and assistance at the Neighborhood USA Conference and specifically to Mrs. Metzger for the facility tour and water bottles.

David Freedman

Greta Carter noted that Mission Springs Water District (MSWD) has managed Desert Hot Springs (DHS) water for 65 years and she expressed her opposition of DWA taking over DHS water.

Greta Carter

Simone Sandoval explained DHS is known as a spa city and their identity is their water and expressed her opposition of DWA taking over DHS water.

Public Comment
(Cont.)
Simone Sandoval

Estela Rojas noted DHS has no representatives in Palm Springs and she expressed her opposition of DWA taking over DHS water.

Estela Rojas

John Soulliere noted he will be retiring from Mission Springs Water District and introduced Victoria Llorca who will be his replacement. Mr. Soulliere continued speaking as a DWA ratepayer and MSWD employee that the SGMA action was not done in transparency, and to give MSWD back control of DHS water.

John Soulliere

Karl Baker stated he echoes the previous speakers. He also spoke in support of district elections. Continuing, Mr. Baker noted he would like more items removed from Closed Session and discussed in Open Session for transparency.

Karl Baker

There being no one else from the public wishing to address the Board, President Stuart closed the public comment period.

18430. President Stuart called upon Finance Director Krieger to present an overview of financial activities for the month of April 2019.

Secretary-Treasurer's
Report (April)

Finance Director Krieger reported that the Operating Fund received \$1,988,527 in Water Sales Revenue, \$70,736 in Reclamation Sales Revenue and \$63,838 in Construction Deposits. Included in the Miscellaneous receipts is \$45,976 from C-Power (Demand Response Rebate). \$2,121,744 was paid out in Accounts Payable. Year-to-date Water Sales are 8% under budget; Year-to-date Total Revenues are 6% under budget; and Year-to-date Total Expenses are 15% under budget. There were 22,651 active services as of April 30, 2019.

Operating Fund

Reporting on the General Fund, Mr. Krieger stated that \$1,705,561 was received in Property Tax Revenue, \$909,572 in Groundwater Assessments. \$646,918 was received in State Water Project refunds (for 2018 adjustments). \$568,191 was paid in State Water Project charges (YTD \$15,196,244) and \$285,678 paid for Sites Reservoir-Phase II charges. Mr. Krieger noted included in the "Payments/Fees" total is \$1,010,381 for Bond Service Principle/Interest payment (original bond issued \$19,720,000, Bond balance is \$17,635,000).

General Fund

Reporting on the Wastewater Fund, Mr. Krieger stated that \$52,540 was received in Sewer Capacity charges. \$2,533 was received in Sewer Contract payments (one Cathedral City Cove contract was paid in full with a remaining 37 contracts, Total delinquents are 16 (43%). \$92,713 was paid out in Accounts Payable.

Wastewater Fund

18431. President Stuart asked Outreach & Conservation Manager Metzger to present staff's request for adoption of 2018 Coachella Valley Integrated Regional Water Management Plan/Stormwater Resource Plan.

Action Items:
Request Adoption of
2018 CV IRWMP

Mrs. Metzger reported in December of 2018, The Coachella Valley Regional Water Management Group (CVRWMG) submitted the 2018 plan update for the Integrated Regional Water Management Plan (IRWMP) to the Department of Water Resources (DWR). In April, DWR gave final determination that the plan meets requirements.

Mrs. Metzger noted the update allows CVRWMG to continue to be eligible to receive Proposition 1 grant funding. CVRWMG has secured a \$211,982 Proposition 1 planning grant for the purposes of completing this update. The plan update cost \$289,684. After grant funding, the remainder of the cost to update the plan came from the CVRWMG member agencies for about \$13,000 per agency. DWA has requested grant funds for turf replacement and demonstration gardens.

Concluding her report, Mrs. Metzger noted the plan update also included adding a Stormwater Resource Plan component so that local agencies and cities can apply for stormwater grant funding.

Staff recommends the Board adopt the 2018 update of the Integrated Regional Water Management/Stormwater Resource Management Plan.

Director Cioffi made a motion to Adopt the 2018 update of the CV Integrated Regional Water Management/Stormwater Resource Plan. After a second by Director Oygur, the motion carried by the following vote:

AYES: Cioffi, Oygur, Stuart
NOES: None
ABSENT: Ewing, Bloomer
ABSTAIN: None

18432. President Stuart called upon General Manager Krause to report on the 2019/2020 Groundwater Replenishment Assessments Draft Engineer's Reports.

2019/2020
Groundwater
Replenishment
Assessments Draft Eng.
Reports

Mr. Krause stated at its April 16, 2019 meeting, the Board discussed the draft Engineer's Report. He indicated in the draft and final Replenishment Reports, the proposed Mission Creek, West Whitewater River and Garnet Hill Groundwater Replenishment Assessments will be set at \$155 per acre-foot. No substantive changes have been made to the draft. Mr. Krause then asked Mr. Scriven to discuss the revisions made.

Mr. Scriven noted the following changes to the report: 1) Estimate quantity of water available for 2019, 2) Some language changes for clarification, 3) Table 7 under “Other”, 4) Exhibit 7 updated CVWD’s 2019/20 Replenishment Charges.

Action Items:
(Cont.)

2019/2020
Groundwater
Replenishment
Assessments Draft Eng.
Reports

President Stuart moved to approve staff’s recommendation. After a second by Director Oygar, the motion carried by the following vote:

AYES: Stuart Cioffi, Oygar,
NOES: None
ABSENT: Ewing, Bloomer
ABSTAIN: None

Director Cioffi commended Mr. Scriven on his report.

18433. President Stuart called upon General Manager Krause to present staff’s request to include Sites Related Charges in State Water Project Statement of Charges.

Request to include Sites
Related Charges in
SWP Stmt of Charges

Mr. Krause reported on February 5, 2019, Desert Water Agency’s (Agency) Board authorized entering into the Sites Project Authority (Authority), 2019 Reservoir Project Agreement. This committed the Agency to an additional expenditure of \$390,000 for a grand total of \$705,250. Staff reported that the Agency and other State Water Contractor Members are investigating the possibilities of putting the costs of this project on their State Water Project Statement of Charges (SOC’s).

Mr. Krause noted that before the end of September 2019, it is anticipated that the Agency will execute an agreement with the Department of Water Resources (DWR) allowing it to bill the Agency for its Sites Reservoir charges and send payment for said charges to the Authority. Additionally, there will also be an agreement between DWR and the Authority to allow for the billing and payments described above.

Mr. Krause noted that the Agency has not yet entered into an agreement with the Sites Project Authority for the years 2020, 2021 and beyond. However, the funds for these years must be collected in advance of an agreement to assure they are collected on the SOC’s and to avoid a cash flow issue for the DWR. The Authority granted is contingent upon the Agency remaining a participant in the Sites Reservoir Project after 2019 and beyond. The Agency has the option to exit participation in the project consistent with its agreement, as may be amended with the Authority. If the Agency opts out of its agreement with the Authority, as authorized and consistent with said agreement, some future payments will no longer be due and payable consistent with said agreement.

Continuing his report Mr. Krause indicated there are two payment options available to pay the 2020 and 2021 Sites Reservoir estimated charges. One option is to pay cash for the charges. The other option is to finance payment of the charges through the Sites Project Authority, paying only the interest on the debt using a line of credit.

Action Items:

(Cont.)

Request to include Sites
Related Charges in
SWP Stmt of Charges

Concluding his report, Mr. Krause noted on April 19th the Agency indicated a preference to pay cash for its charges (PAYGO/Pay-As-You-Go). The PAYGO option will require cash payment of \$8,248,500 in 2020 (\$687,375/month). The Line of Credit (Interest Only) option would require a cash payment of \$295,500 in 2020 (\$24,625/month).

Staff requests approval of the Agency Sites Reservoir charges be included in its 2020 State Water Project Statement of Charges in accordance with the PAYGO option.

Director Oygar made a motion Authorizing the Department of Water Resources to include Sites Phase 2 charges in the Statements of Charges beginning in 2020. After a second by Director Cioffi, the motion carried by the following vote:

AYES: Oygar, Cioffi, Stuart
NOES: None
ABSENT: Ewing, Bloomer
ABSTAIN: None

18434. President Stuart called upon General Manager Krause to Request Board Approval to Execute Memorandum of Understanding (MOU) with U.S. Department of Interior, Bureau of Land Management to Prepare Environmental Impact Statement for Whitewater Replenishment Facility Project.

Request Board
Approval to Execute
MOU with U.S. Dept.
of Interior, BLM

Mr. Krause stated he is seeking board authorization for Desert Water Agency (DWA) to enter into a Memorandum of Understanding (MOU) with the Bureau of Land Management (BLM), known henceforth as the Partners. This MOU will lay the foundation for the Partners to work together to reauthorize the existing Whitewater River Groundwater Replenishment Facility (WRGRF) on public federal lands. The intent of the MOU is to establish the responsibilities for each of the Partners and provide a framework for the Partners to work together.

Mr. Krause reported the WRGRF was constructed in 1973 and is located in the Northwest of Palm Springs. The Coachella Valley Water District (CVWD) and DWA share the operation and maintenance of the WRGRF as well as the groundwater replenishment rights. The WRGRF allows CVWD and DWA to effectively manage and recharge the groundwater in the Indio Groundwater Subbasin. The recharge water

percolated into the WRGRF plays a critical role in allowing CVWD and DWA to comply with the Sustainable Groundwater Management Act (SGMA).

Action Items:
(Cont.)
Request Board
Approval to Execute
MOU with U.S. Dept.
of Interior, BLM

Continuing his report, Mr. Krause noted on May 2, 2017, the Board authorized the General Manager to enter into an MOU with the BLM and CVWD. At that time, one joint Environmental Impact Statement (EIS) and Environmental Impact Report (EIR) document was being created which would satisfy both the National Environmental Policy Act (NEPA) and the California Environmental Quality Act (CEQA). Recently the BLM made the decision to separate the EIS and EIR into two distinct documents due to a potential conflict of interest with CVWD serving as both a Cooperating Agency under NEPA and as the applicant for the project. As a result, CVWD will no longer serve as a Cooperating Agency under NEPA. DWA is not listed as an applicant and, therefore, requested permission by the BLM to continue in its role as a Cooperating Agency under NEPA. The BLM granted said request. However, the BLM requires that DWA enter into a new MOU for preparation of the EIS document only.

Agency staff and counsel have reviewed the draft MOU, have made minor corrections, and have submitted the revised MOU to the BLM for approval.

Barring any significant material changes to the MOU document, Staff recommends that the Board authorize the General Manager to enter into an MOU with the BLM for the purpose of the reauthorization of the WRGRF on public federal lands.

Director Oygar moved to approve General Manager Krause to execute a MOU with the BLM to prepare environmental impact statement for Whitewater Replenishment Facility Project. After a second by Director Cioffi, the motion carried by the following vote:

AYES: Oygar, Cioffi, Stuart
NOES: None
ABSENT: Ewing, Bloomer
ABSTAIN: None

18435. President Stuart called upon Assistant General Manager Johnson to present staff's request to Recommend Contract Award for Construction of the 2018/2019 Replacement Pipelines.

Recommend Contract
Award for Construction
of the 2018/2019
Replacement Pipelines

Mr. Johnson reported on May 14, out of 6 bids received, Borden Excavating, Inc. submitted the lowest responsive bid of \$2,986,753 for the pipeline replacement project. The engineer's estimate is \$3,400,000.

As a result of the low bid received from Borden Excavating, Inc., the Agency will have additional funds remaining and staff is exploring the possibility of including additional streets for replacement.

Action Items:
(Cont.)
Recommend Contract
Award for Construction
of the 2018/2019
Replacement Pipelines

Staff recommends award of contract for the 2018/2019 Replacement Pipelines to Borden Excavating, Inc. for \$2,986,753.09.

Director Oygar moved to approve staff's recommendation of award of contract for the 2018/2019 Replacement Pipelines to Borden Excavating, Inc. for \$2,986,753.09. After a second by Director Cioffi, the motion carried by the following vote:

AYES: Oygar, Cioffi, Stuart
NOES: None
ABSENT: Ewing, Bloomer
ABSTAIN: None

In response to President Stuart, Mr. Johnson stated the project is approximately 3 miles.

18436. President Stuart called upon Agency Counsel Riddell to provide a report on the April 18, 2019 Board of Directors of the State Water Contractors meeting.

Discussion Items:
April 18, 2019 SWC
Contractors Mtg.

Mr. Riddell provided a report on the following items: 1) Closed Session, 2) Action Items, 3) SWP Operations, 4) Energy Objectives Update.

18437. President Stuart called upon Outreach & Conservation Manager Metzger to provide a report on the April Water Use Reduction Figures.

April Water Use
Reduction Figures

Mrs. Metzger reported that the Agency and its customers achieved a 28.7% reduction in potable water production during April 2019 compared to the same month in 2013. She noted the cumulative savings over the last twelve months is 17.7%.

18438. President Stuart and Director Cioffi reported their attendance at the ACWA Conference held in Monterey, CA. President Stuart noted that Secretary-Treasurer Ewing also attended the ACWA conference. In his absence, he provided notes on the various sessions he attended. President Stuart requested Assistant Secretary of the Board Baca provide a copy to all of the Board.

Directors' Report on
ACWA Conference
Attendance

18439. President Stuart noted that Board packets included Outreach & Conservation reports for April.

**Outreach &
Conservation – April
2019**

Outreach & Conservation Manager Metzger noted there would be security at the Whitewater River for the summer and a PSA is being filmed with CVWD, Riverside County Fire and Sheriff's Department and Palm Springs Fire Dept. regarding the danger of the fast moving water in the river and to keep out.

Outreach & Conservation
(Cont.)

Mrs. Metzger gave an update regarding AB1304 Water supply contract: Native American tribes; DWA changed its position from Opposed to Opposed unless amended.

18440. Director Cioffi noted he will be speaking at the Desert Roundtable.

Directors
Comments/Requests

President Stuart reported he recently presented at the Palm Springs Lion's Club.

18441. At 10:00 a.m., President Stuart convened into Closed Session for the purpose of Conference with Legal Counsel, (A) Existing Litigation, pursuant to Government Code Section 54956.9 (d) (1), Agua Caliente Band of Cahuilla Indians vs. Coachella Valley Water District, et al; (B) Existing Litigation, pursuant to Government Code Section 54956.9 (d) (1), Mission Springs Water District vs. Desert Water Agency; (C) Existing Litigation, pursuant to Government Code Section 54959.9 (d) (1), Albrecht et al vs. County of Riverside; (D) Existing Litigation, pursuant to Government Code Section 54959.9 (d) (1), Abbey et al vs. County of Riverside; (E) Existing Litigation, pursuant to Government Code Section 54956.9 (d) (2), Thurman W. Arnold III vs. Rupp, Medjian, Rupp, Levy, DWA; (F) Exposure to Litigation, pursuant to Government Code Section 54956.9 (d) (2), Alan Neil Freiman et al vs. Safari Park, Inc.; and (G) Exposure to Litigation, pursuant to Government Code Section 54956.9 (d) (2), Claim to Compel Elections by Division Pursuant to the California Voting Rights Act.

Closed Session:

A. Existing Litigation – ACBCI vs. CVWD, et al.
B. Existing Litigation – MSWD vs. DWA
C. Existing Litigation – Albrecht et al vs. Riverside County
D. Existing Litigation – Abbey et al vs. Riverside County
E. Existing Litigation – Thurman W. Arnold III vs. Rupp, Medjian, Rupp, Levy, DWA
F. Exposure to Litigation – Alan Neil Freiman, et al vs. Safari Park, Inc.
G. Exposure to Litigation – Claim to Compel Elections by Division Pursuant to the CVRA

18442. At 11:45 a.m., President Stuart reconvened the meeting into open session and announced there was no reportable action taken.

Reconvene – No Reportable Action

18443. In the absence of any further business, President Stuart adjourned the meeting at 11:46 a.m.

Adjournment

Joseph K. Stuart, President

ATTEST:

Craig Ewing, Secretary-Treasurer

**MINUTES
OF THE REGULAR MEETING
OF THE
DESERT WATER AGENCY
BOARD OF DIRECTORS**

2-B

June 4, 2019

DWA Board:	Joseph K. Stuart, President)	Attendance
	Kristin Bloomer, Vice President)	
	Patricia G. Oygur, Director)	
	James Cioffi, Director)	
	Craig Ewing, Secretary-Treasurer)	

DWA Staff:	Mark S. Krause, General Manager)
	Steve Johnson, Asst. General Manager)
	Martin Krieger, Finance Director)
	Sylvia Baca, Asst. Secretary of the Board)
	Ashley Metzger, Outreach & Cons. Mgr.)
	Kris Hopping, Human Resources Manager)
	Esther Saenz, Accounting Supervisor)

Consultant:	Michael T. Riddell, Best Best & Krieger)
-------------	---	---

Public:	David Freedman, Palm Springs resident)
	Randy Duncan, MSWD Board President)

18444. President Stuart opened the meeting at 8:00 a.m. and asked everyone to join Vice President Bloomer in the Pledge of Allegiance. **Pledge of Allegiance**

18445. President Stuart called upon General Manager Krause to provide an update on Agency operations. **General Manager's Report**

Mr. Krause provided an update on Agency operations and noted his meetings and activities for the past several weeks.

18446. President Stuart noted the minutes for the May 28, 2019 Executive Committee meeting were provided in the Board's packet. **Committee Reports:**
Executive 05/28/19

18447. President Stuart opened the meeting for public comment. **Public Comment**

David Freedman spoke regarding Item 6C on the Agenda. He noted he supports Map D, which keeps communities of interest in line with the Supreme Court districting principles and has the highest percentage of minorities. He noted there are two neighborhoods where Map D does not follow boundaries of the Palm Springs Council, Rogers Ranch and Andrew Hills communities. He urged DWA to work with NDC and to keep

organized neighborhoods intact. He noted the neighborhood boundaries are not up to date on DWA's website. In conclusion, Mr. Freedman asked that there be a drop-down menu on the DWA website for easier access to the maps.

Public Comment
(Cont.)
David Freedman

Randy Duncan thanked President Stuart and Director Cioffi for taking the time to have lunch with him last Friday.

Randy Duncan

There being no one else from the public wishing to address the Board, President Stuart closed the public comment period.

18448. President Stuart called upon General Manager Krause to present staff's request for adoption of Resolution No's. 1205, 1207 and 1209 Making Findings of Fact Relevant and Material to the Levy of a Replenishment Assessment and Levying a Replenishment Assessment for Fiscal Year 2019/2020 and Resolution No's. 1206, 1208 and 1210 Levying a Water Replenishment Assessment for the Fiscal Year 2019/2020 for the West Whitewater River, Mission Creek and Garnet Hill Subbasins.

Action Items:
Public Hearings
2019/20 Groundwater
Replenishment
Assessments

President Stuart declared the public hearing open at 8:14 a.m.

Open Public Hearing

General Manager Krause stated at the May 15 meeting, a determination was made that funds should be raised by a replenishment assessment and the Board set today for a public hearing on the matter. The proposed assessment for the West Whitewater, Mission Creek and Garnet Hill Subbasins will be set at \$155 per acre-foot. Notices of today's public hearing were sent to all pumpers on May 7 and published in The Public Record on May 7. He noted a revision from the draft copy, which reflects the SWP 35% allocation. Staff recommends adoption of Resolution No's. 1205, 1206, 1207, 1208, 1209 and 1210.

There being no one from the public wishing to address the Board and no written comments received regarding the proposed assessments, President Stuart closed the public hearing at 8:19 a.m.

Close Public Hearing

Director Oygar moved to adopt Resolution No's 1205 – 1210 for the West Whitewater, Mission Creek and Garnet Hill Subbasins Groundwater Replenishment Assessments. Secretary - Treasurer Ewing seconded the motion, which carried by the following vote:

AYES: Oygar, Ewing, Stuart, Bloomer, Cioffi
NOES: None
ABSENT: None
ABSTAIN: None

RESOLUTION NO. 1205

**RESOLUTION OF THE BOARD OF DIRECTORS
OF DESERT WATER AGENCY MAKING FINDINGS OF FACT
RELEVANT AND MATERIAL TO THE LEVY
OF A REPLENISHMENT ASSESSMENT PURSUANT TO
DESERT WATER AGENCY LAW
(WEST WHITEWATER RIVER)**

Action Items:
(Cont.)

Resolution No.1205
Adopted

RESOLUTION NO. 1206

**RESOLUTION OF THE BOARD OF DIRECTORS
OF DESERT WATER AGENCY LEVYING A WATER
REPLENISHMENT ASSESSMENT FOR THE
FISCAL YEAR 2019-2020 FOR THE PURPOSE OF
REPLENISHING GROUNDWATER SUPPLIES
(WEST WHITEWATER RIVER SUBBASIN)**

Resolution No.1206
Adopted

RESOLUTION NO. 1207

**RESOLUTION OF THE BOARD OF DIRECTORS
OF DESERT WATER AGENCY MAKING FINDINGS OF FACT
RELEVANT AND MATERIAL TO THE LEVY OF A
REPLENISHMENT ASSESSMENT PURSUANT
TO DESERT WATER AGENCY LAW
(MISSION CREEK SUBBASIN)**

Resolution No.1207
Adopted

RESOLUTION NO. 1208

**RESOLUTION OF THE BOARD OF DIRECTORS
OF DESERT WATER AGENCY LEVYING A WATER
REPLENISHMENT ASSESSMENT FOR THE
FISCAL YEAR 2019-2020 FOR THE PURPOSE OF
REPLENISHING GROUNDWATER SUPPLIES
(MISSION CREEK SUBBASIN)**

Resolution No.1208
Adopted

RESOLUTION NO.1209

**RESOLUTION OF THE BOARD OF DIRECTORS
OF DESERT WATER AGENCY MAKING FINDINGS OF FACT
RELEVANT AND MATERIAL TO THE LEVY OF
REPLENISHMENT ASSESSMENT PURSUANT
TO DESERT WATER AGENCY LAW
(GARNET HILL SUBBASIN)**

Resolution No.1209
Adopted

RESOLUTION NO. 1210

**RESOLUTION OF THE BOARD OF DIRECTORS
OF DESERT WATER AGENCY LEVYING A WATER
REPLENISHMENT ASSESSMENT FOR THE
FISCAL YEAR 2019-2020 FOR THE PURPOSE OF
REPLENISHING GROUNDWATER SUPPLIES
(GARNET HILL SUBBASIN)**

Resolution No.1210
Adopted

18449. President Stuart asked Human Resources Manager Hopping to present Staff's request for Approval of July 1, 2019 Cost-of-Living Salary Increase for DWA employees and the Contract Amendment for the General Manager.

Action Items:
(Cont.)

Request Approval July 1, 2019 COLA & Contract Amendment for GM

Mrs. Hopping noted the 2018-2021 Memorandum of Understanding between the Desert Water Agency (DWA) and the Desert Water Agency Employees' Association (DWAEA) calls for a cost of living salary increase effective July 1st of each year. The increase is equal to the percentage change for the year ending each March, with the percentage derived from the Bureau of Labor Statistics. For March 2019, the CPI percentage was 2.8%.

She also noted that the General Manager has an Employment Agreement that provides for a cost-of-living adjustment to the base salary of the same percentage as provided to all Agency employees. Upon approval by the Board, the General Manager's Employment Agreement will be amended to reflect a 2.8% base salary increase.

Staff recommends Approval of July 1, 2019 Cost-of-Living Salary Increase for DWA employees and Contract Amendment for the General Manager.

Director Oygar made a motion to Approve the July 1, 2019 Cost-of-Living Salary Increase for DWA employees and the Contract Amendment for the General Manager After a second by Director Cioffi, the motion carried by the following vote:

AYES: Oygar, Cioffi, Stuart, Bloomer, Ewing
NOES: None
ABSENT: None
ABSTAIN: None

18450. President Stuart asked Assistant General Manager Johnson to present staff's request for Authorization to Advertise for Bids for Snow Creek Village Surface Water Filtration Plant.

Request Authorization to Advertise for Bids/Snow Creek Village Surface Water Filtration Plant

Mr. Johnson noted the 2018/2019 Capital Improvement Budget includes Work Order 18-101-M for the installation of Snow Creek Village Surface Water Filtration Plant. The current budget amount for the work order is \$2,300,000 to include engineering, construction, inspection, and overhead costs. To date, \$200,261.68 has been spent on engineering design by Krieger & Stewart and pipeline installation work by Agency crews.

He stated the current budget was based on a preliminary construction cost estimate prepared by Agency staff. The Agency utilized

Krieger & Stewart to perform the plant engineering and design, to include CEQA. Krieger & Stewart will also perform project management and construction inspection for the project. Based on their final design, Krieger & Stewart engineers are estimating a construction cost increase of up to \$2,675,000, and estimated final engineering, design, CEQA preparation, project management, construction inspection, and contingency for unforeseen construction change orders to cost an additional \$1,075,000.

Action Items:
(Cont.)

Request Authorization
to Advertise for
Bids/Snow Creek
Village Surface Water
Filtration Plant

Continuing, Mr. Johnson noted with authorization to call for bids being granted today, the bid opening for the project will be held on July 9, 2019. Upon receiving bids, staff will re-evaluate the budget and will propose a budget augmentation as part of the award process at the July 16, 2019 Board meeting. Based on Krieger & Stewart's current cost estimates, a conservative augmentation amount is approximately \$1,450,000; however, this amount will not be adjusted until bids have been received and evaluated by staff. If both the augmentation and award are approved, completion of work is scheduled by June 2020.

He noted the State Water Resources Control Board Division of Drinking Water originally required the filtration plant be online by March 12, 2020; however, they have granted a 90-day extension to June 12, 2020 to allow for long lead items, such as the high-pressure filter vessels (14-18 weeks) and steel clarifier/clear well (14-18 weeks). Staff requests authorization to advertise for bids for constructing the Snow Creek Village Surface Water Filtration Plant.

In response to Director Cioffi, Mr. Johnson stated the construction documents are completed.

Director Cioffi moved to approve Authorization to Advertise for Bids for constructing the Snow Creek Village Surface Water Filtration Plant. After a second by Secretary-Treasurer Ewing, the motion carried by the following vote:

AYES:	Cioffi, Ewing, Stuart, Bloomer, Oygur
NOES:	None
ABSENT:	None
ABSTAIN:	None

18451. President Stuart called upon Accounting Supervisor Saenz to present the Draft Fiscal Year 2019/2020 Operating, General and Wastewater Budgets.

Discussion Items:

Draft 2019/2020
Operating, General and
Wastewater Budgets

Mrs. Saenz noted that copies of the draft budgets along with highlights were provided to the Board. She stated that the Finance Committee has met and reviewed the budgets. Per the December 15, 2016 Proposition 218 hearing, the proposed rate increase will be effective July 1,

2019. She noted some changes to the budget, which includes pipeline replacements and State Water Project charges.

Discussion Items:
(Cont.)

Draft 2019/2020
Operating, General and
Wastewater Budgets

In regards to the Operating Fund, Mrs. Saenz noted the Revenues include a rate increase per the December 15, 2016 Proposition 218 hearing. The Capital Expenditures include the pipeline replacement. Overall Operating Fund represents 1.5% increase in expenses due to redistribution of expenses.

Secretary-Treasurer Ewing stated the Finance Committee met twice and noted this is a disciplined budget.

Regarding the General Fund, Mrs. Saenz noted incorporated into the revenues is the Replenishment Assessment at \$155 per acre-feet. The main expense is the State Water Project charges. She noted the current Draft Budget does not include the Snow Creek Filtration Plant but the Final Draft will include it.

Concluding with the Wastewater Fund, she noted there is an increase to the Agency's fixed rate and a decrease in overall expenditures.

In response to Director Cioffi, Mrs. Saenz stated there is a net decrease in expenses to the Wastewater Budget.

Secretary-Treasurer Ewing noted the 4.5 million dollar replacement pipeline project indicates DWA's commitment to keep up with the aging infrastructure.

President Stuart thanked the Finance Committee, Martin Krieger and Esther Saenz.

Director Cioffi thanked the Finance Committee and staff.

18452. President Stuart called upon Accounting Supervisor Saenz to present the State Water Project Financing Analysis.

SWP Financing
Analysis

Mrs. Saenz provided a Power Point presentation regarding financial overview of the State Water Contractors' role in financial management and oversight of the State Water Project cost components and billing preparation (Bulletin 132 (B132) noting; 1) SWC Financial Management Objectives, 2) Addressing Affordability, 3) SWP Reach Allocations, 4) Cost Projections for B132-19, 5) Minimum Cost Projections for B132-19, 6) Capital Cost Projections for B132-19, 7) Cost Projections Impact on Annual Statement of Charges and, 8) Lake Oroville Spillways Emergency Recovery Project.

18453. President Stuart called upon General Manager Krause and Outreach & Conservation Manager Metzger to report on the Election by Division – Map Update.

Election by Division
Map Update

Mr. Krause asked Mrs. Metzger to present the update.

Discussion Items:
(Cont.)

Mrs. Metzger reported DWA has been working with National Demographics Corporation (NDC) in developing a new map for public review. This map, labeled Map D, is based on Map C but incorporates verbal suggestions on that version of the map received during public hearings held on April 15 and 16. She noted Map D was posted on Desert Water Agency's (DWA) website on Friday, May 24.

Election by Division
Map Update

She noted the following changes, Added to Division 1; Movie Colony East (removed from Division 4). Added to Division 4; Vista Las Palmas, Old Las Palmas, and Historic Tennis Club (removed from Division 1) and a small area between Ramon Rd and Kirk Douglas Way (removed from Division 5). She pointed out that Map D is being provided at this time for public review and input alongside Maps A, B and C.

Mrs. Metzger reported to date, DWA has not received any map drafts from members of the public and in order to adopt a final map, DWA will have to notice a public hearing. Any map drafts that are considered for adoption at that time must be published seven days in advance of the adoption hearing.

Director Cioffi noted he would like to see how public comments are implemented into the maps.

Secretary-Treasurer Ewing noted there are three priorities he takes into consideration; 1) The entire district, 2) Federal requirements, and 3) Ratepayers need maximum representation.

In response to Director Cioffi, Mrs. Metzger stated the Agency has not received any hand drawn maps, just comments.

In regards to adding a mapping tool to DWA's website that could cost thousands of dollars, Secretary-Treasurer Ewing commented there is no need, Director Cioffi and President Stuart concurred.

In response to Secretary-Treasurer Ewing, Mrs. Metzger stated the next public hearing could be at the July 16 Board Meeting.

18454. Vice President Bloomer reported her attendance at the CSDA Legislative Day Attendance held in May.

Director's Report on
CSDA Legislative Days
Attendance

18455. President Stuart noted that Board packets included Outreach & Conservation reports for May.

**Outreach &
Conservation – May
2019**

Outreach & Conservation Manager Metzger noted a correction on Item 7A, last line should be The Desert Sun. She reported the beginning

of the third annual Dog Days of Summer and rolling out new conservation programs. She noted the residential toilet rebate has ended.

**Outreach &
Conservation – May
2019**
(Cont.)

18456. At 9:34 a.m., President Stuart convened into Closed Session for the purpose of Conference with Legal Counsel, (A) Existing Litigation, pursuant to Government Code Section 54956.9 (d) (1), Agua Caliente Band of Cahuilla Indians vs. Coachella Valley Water District, et al; (B) Existing Litigation, pursuant to Government Code Section 54956.9 (d) (1), Mission Springs Water District vs. Desert Water Agency; (C) Existing Litigation, pursuant to Government Code Section 54959.9 (d) (1), Albrecht et al vs. County of Riverside; (D) Existing Litigation, pursuant to Government Code Section 54959.9 (d) (1), Abbey et al vs. County of Riverside; (E) Existing Litigation, pursuant to Government Code Section 54956.9 (d) (2), Thurman W. Arnold III vs. Rupp, Medjian, Rupp, Levy, DWA; (F) Exposure to Litigation, pursuant to Government Code Section 54956.9 (d) (2), Alan Neil Freiman et al vs. Safari Park, Inc.; and (G) Exposure to Litigation, pursuant to Government Code Section 54956.9 (d) (2), Claim to Compel Elections by Division Pursuant to the California Voting Rights Act.

Closed Session:

A. Existing Litigation – ACBCI vs. CVWD, et al.
B. Existing Litigation – MSWD vs. DWA
C. Existing Litigation – Albrecht et al vs. Riverside County
D. Existing Litigation – Abbey et al vs. Riverside County
E. Existing Litigation – Thurman W. Arnold III vs. Rupp, Medjian, Rupp, Levy, DWA
F. Exposure to Litigation – Alan Neil Freiman, et al vs. Safari Park, Inc.
G. Exposure to Litigation – Claim to Compel Elections by Division Pursuant to the CVRA

18457. At 11:19 a.m., President Stuart reconvened the meeting into open session and announced there was no reportable action taken.

**Reconvene – No
Reportable Action**

18458. In the absence of any further business, President Stuart adjourned the meeting at 11:20 a.m.

Adjournment

Joseph K. Stuart, President



ATTEST:

Craig Ewing, Secretary-Treasurer

GENERAL MANAGER'S REPORT JUNE 18, 2019

Hit Fire Hydrant

On June 10 at approximately 7:48 p.m., Construction stand-by responded to a hit fire hydrant at Ave. Lalo Guerrero in front of Cathedral City's City hall (hit and run). Staff replaced the bolts & gasket and put the hydrant back in service. The water loss was from a fully open 6-inch fire hydrant bury which ran for approximately 20 minutes. A police report was filed.



Avenida Caballeros 14" Water Main Leak

On June 8 at approximately 5:00 p.m., Brian Cochran (Construction Foreman) responded to a call from the Palm Springs Fire Department regarding a sink hole and pipeline leak on S. Avenida Caballeros, north of Ramon Road. The hole was large enough to require the road to be closed to traffic. The main is an unlined steel, 14" diameter pipe that is approximately 10 feet deep at this location. To repair the pipe, crews had to throttle down the main, excavate, install shoring and then installed a 14" by 18" wide full circle clamp over a 1 ½" diameter hole that was located on the side of the water main. Once the clamp was installed, the crews removed all of the undermined asphalt, backfilled, and placed temp AC. The crews finished around 2:00 a.m. the next morning. On June 10, crews returned to the site and performed more clean up work.



Human Resources Activities:

May 23, 2019	New Employee Orientation
May 28, 2019	Weekly Staff Meeting
May 29, 2019	Full day supervisor training class at DWA
May 30, 2019	Safety Meeting
June 3, 2019	Weekly Staff Meeting
June 4, 2019	Board Meeting
June 5, 2019	United Way Executive Board Meeting
June 10, 2019	Weekly Staff Meeting
June 14, 2019	United Way Strategic Planning Session
June 17, 2019	Intern Orientation and Weekly Staff Meeting
June 18, 2019	Board Meeting

Full Day Supervisor Training Information:

We had a trainer on site on May 29 from MAP Consultants. He conducted a full-day supervisor training class. The class included a 360-feedback process, as well as training on delegation skills, the discipline process, and how to be a good leader. The class was very well received and we will be conducting more classes for supervisors in the upcoming months.

United Way Campaign Results:

Total Pledged	\$14,874
Increase in Pledges	\$3,550
Increase over 2018	31.34%

The Kona Hawaiian Shaved Ice Truck was onsite June 5 to celebrate and thank Desert Water Agency employees for their pledges and commitment to helping our community.

United Way Board Update:

At the United Way Strategic Planning Session Kris Hopping was elected President of the Board of Directors.

Whitewater Groundwater Recharge Facility (WGRF)

On June 5, 2019, Agency staff met with CVWD staff to discuss the 4.1-mile stream channel restoration work and costs attributed to the February 14, 2019 storm event that filled in much of the channel south of the I-10 freeway. The work on the channels was completed by CVWD very quickly after the storm event allowing for the delivery of water from Metropolitan with minimal interruption. The current amount spent is approximately \$760,000. It has not been decided if the costs will be absorbed by CVWD as storm water channel restoration or as WGRF conveyance restoration costs. If the costs are allocated to conveyance, the Agency will be responsible for approximately 22% of the cost (\$167,200).

CVWD has also increased private security patrolling of the Whitewater Channel to discourage people from going into the fast moving water and becoming injured. For example, on Sunday, June 2, the security company turned away 192 people on the north side of the I-10 FWY and handed out a pamphlet noting the dangers. In addition, CVWD has contracted with the Riverside Sheriff's department for increased security during holiday weekends. The private security patrolling will continue 7 days a week until fall temperatures make wading into the water uncomfortable. DWA will share in the added security costs.

Operation and maintenance costs were also discussed. CVWD's recent improvements to the facility have helped to decrease maintenance costs.

FY	O&M BUDGET	ACTUAL	VARIANCE
2018	\$793,871.00	\$1,077,259.00	\$(283,388.00)
2019	\$691,728.00	\$ 562,504.00	\$ 129,224.00
2020	\$623,605.00		

SWP Delivery Update

Deliveries to Whitewater continue, with an increase to 700 cfs on June 7. For the month of May, the hydro plant generated approximately 656,415 kWh, resulting in a SCE settlement amount of \$57,824.

As of the end of May 30, 57,600 AC-FT has been delivered to the Whitewater spreading basins. MWD is projecting to deliver approximately 263,000 AC-FT by the end of 2019. The amount may change based on system demands.

Update – Public Water System Order to Sample for PFOA/PFOS

At the March 3, 2019, Board meeting the GM report informed the Board that we had received an order to sample for PFOA/PFOS. Staff reported that we intended to meet with the PS Fire Department to discuss their possible use of these chemicals found in fire suppression foam commonly used in fire suppression at airports. The PSFD reported that it had used these chemicals in the past but they stopped using them some time ago. This confirmed that there had been a possible source for contamination in the past.

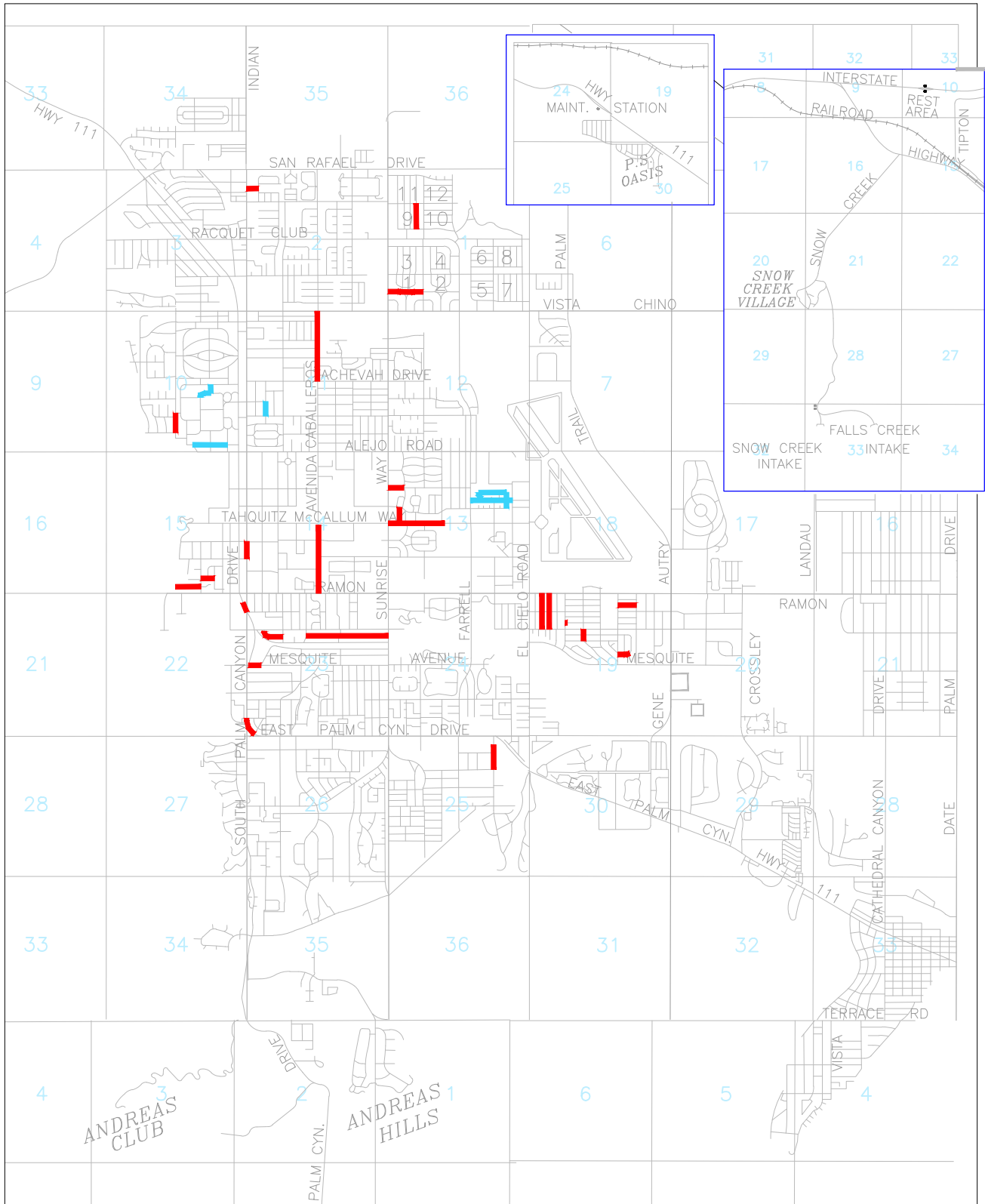
The March 3, 2019, Board briefing informed of the State Water Resources Control Board monitoring rule, our schedule for sampling, the cost of said required sampling and notification requirements.

The Agency has begun its sampling program for 14 of its wells, which will continue with one sample per well each quarter for four quarters. Staff will report to the Board any positive well sampling with an average that exceeds the notification level.

SYSTEM LEAK DATA					
(PERIOD BEGINNING MAY 29, 2019 THRU JUNE 11, 2019)					
STREET NAME	NUMBER OF LEAKS	PIPE DIAMETER (INCHES)	YEAR INSTALLED	PIPE MATERIAL	PIPE CONSTRUCTION
AVENIDA PALOS VERDES	5	4	1954	STEEL	BARE/UNLINED
HIGHLAND DR	4	4	1946	STEEL	BARE/UNLINED
LIVMOR AVE	3	6" / 4"	1955	STEEL	BARE/UNLINED
SIMMS RD	3	6	1957	STEEL	BARE/UNLINED
LURING DR	3	4	1957	STEEL	BARE/UNLINED
DESERT WY	3	4	1946	STEEL	BARE/UNLINED
AIRLANE DR	2	6	1955	STEEL	BARE/UNLINED
CAHUILLA RD	2	5	1939	STEEL	BARE/UNLINED
AVENIDA CABALLEROS	2	14	1953	STEEL	BARE/UNLINED
AVENIDA EVELITA	2	6	1946	STEEL	BARE/UNLINED
PLAIMOR AVE	1	6	1955	STEEL	BARE/UNLINED
HERMOSA PL	1	5	1939	STEEL	BARE/UNLINED
EASMOR CIR	1	4	1958	STEEL	BARE/UNLINED
CHINO DR	1	4	1936	STEEL	BARE/UNLINED
AVENIDA CABALLEROS	1	20	1949	STEEL	BARE/UNLINED
S PALM CANYON DR	1	10	1954	STEEL	BARE/UNLINED
VIA MONTE VISTA	1	8	1953	STEEL	BARE/UNLINED
TAHQUITZ CANYON WY	1	8	1946	STEEL	BARE/UNLINED
ARABY DR	1	6	1947	STEEL	BARE/UNLINED
DESERT PARK AVE	1	6	1955	STEEL	BARE/UNLINED
AMADO RD	1	6	1946	STEEL	BARE/UNLINED
PASEO CAROLETA	1	6	1958	STEEL	BARE/UNLINED
MESQUITE AVE	1	6	1956	STEEL	BARE/UNLINED
E PALM CANYON DR	1	6	1952	STEEL	BARE/UNLINED
CYPRESS RD	1	6	1957	STEEL	BARE/UNLINED
INDIAN CANYON DR	1	6	1951	STEEL	BARE/UNLINED
CALLE DE CARLOS	1	4	1946	STEEL	BARE/UNLINED
SAN LUCAS RD	1	4	1948	STEEL	BARE/UNLINED
SANTA ROSA DR	1	4	1936	STEEL	BARE/UNLINED
INDUSTRIAL PL	1	4	1948	STEEL	BARE/UNLINED
CAMINO SAN MIGUEL	1	4	1946	STEEL	BARE/UNLINED
W LINDA VISTA RD	1	4	1956	STEEL	BARE/UNLINED
TOTAL LEAKS IN SYSTEM:		51			

Streets highlighted in blue are being proposed as part of the
2018/2019 Replacement Pipeline Project

SYSTEM INFORMATION:	
*OLDEST PIPE IN THE SYSTEM (YEAR OF INSTALLATION):	1925
AVERAGE YEAR OF INSTALLATION OF UNLINED STEEL PIPE (SYSTEMWIDE):	1952
AVERAGE AGE OF UNLINED STEEL PIPE (SYSTEMWIDE):	66 YEARS
AVERAGE AGE OF PIPELINE AT THE TIME OF REPLACEMENT:	68 YEARS
TOTAL LENGTH OF PIPE IN SYSTEM OLDER THAN 68 YEARS (LINEAR FEET):	142,113
TOTAL LENGTH OF UNLINED PIPE SYSTEMWIDE (LINEAR FEET):	303,391
**AVERAGE LENGTH OF PIPE REPLACED ANNUALLY (LINEAR FEET):	14,500
PROJECTED TIME FRAME FOR 100% REPLACEMENT OF UNLINED STEEL PIPE:	21 YEARS
PROJECTED TIME FRAME FOR 100% REPLACEMENT OF PIPE OLDER THAN 68 YEARS:	10 YEARS
YEAR AGENCY TRANSITIONED TO CEMENT LINED STEEL PIPE:	1960
<p>* THIS PIPELINE IS BEING REPLACED AS PART OF THE 2018/2019 REPLACEMENT PIPELINES PROJECT.</p> <p>** PLEASE NOTE THIS FIGURE REPRESENTS THE AVERAGE LINEAR FOOTAGE OF PIPELINE REPLACED ANNUALLY GIVEN AN AVERAGE ANNUAL BUDGET OF \$3 MILLION.</p>	



SYSTEM LEAKS

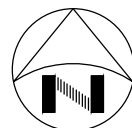
(Period beginning May 29, 2019 thru June 11, 2019)

DESERT WATER AGENCY
PALM SPRINGS, CALIFORNIA

LEGEND

- LEAK(S) RECORDED
- LEAK(S) RECORDED;
INCLUDED IN PROPOSED
LIST OF STREETS FOR
2018/2019
REPLACEMENT PIPELINES

DWG. BY
SR



DATE
6/19

SCALE
NTS

EXHIBIT
"A"

General Manager's Meetings and Activities

Meetings:

06/04/19	DWA Bi-Monthly Board Meeting	DWA
06/04/19	BLM - Whitewater Cooperators Meeting	Conf. Call
06/05/19	CVWD/DWA – WGRF Coordination Meeting	DWA
06/06/19	DCP Participation – Operations Workgroup Update Mtg.	Conf. Call
06/07/19	K&S – CPS WWTP Planned tertiary treatment	Conf. Call
06/10/19	I.S./Staff/Security	DWA
06/11/19	CPS Convention and Visitors Bureau	CPS
06/12/19	CPS/K&S/DWA WWTP Planned tertiary treatment	DWA
06/12/19	SGP GSA Advisory Comm. Stakeholders Meeting	SGPWA
06/13/19	DWA Executive Committee Meeting	DWA
06/13/19	Sites Reservoir Water Facilities Workgroup	Conf. Call
06/17/19	I.S./Staff/Security	DWA
06/18/19	DWA Bi-Monthly Board Meeting	DWA

Activities:

- 1) Investigation of at-large VS. district elections
- 2) SWP – CWF Voluntary Settlement Agreement Framework
- 3) SWP Contract Extension Amendment
- 4) Well 20 Rehabilitation
- 5) DWA Remote Meter Reading Fixed Network
- 6) Whitewater Hydro – Automatic Re-start
- 7) State and Federal Contractors Water Authority and Delta Specific Project Committee (Standing)
- 8) Security Camera Software Upgrade for all facilities
- 9) Whitewater River Surface Water Recharge
- 10) ACBCI Section 14 Facilities & Easements
- 11) Lake Oroville Spillway Damage
- 12) Replacement Pipelines 2019-2020
- 13) CWF – Finance JPA Committee (Standing)
- 14) DWA/CVWD/MWD Operations Coordination/Article 21/Pool A/Pool B/Yuba Water
- 15) DWA/CVWD/MWD Agreements Meetings (Meeting #8)
- 16) SWP 2019 Water Supply
- 17) ACBCI Water Rights Lawsuit
- 18) Whitewater Hydro Operations Coordination with Recharge Basin O&M
- 19) SGMA Tribal Stakeholder Meetings
- 20) Whitewater Spreading Basins – BLM Permits
- 21) Lake Perris Dam Seepage Recovery Project Participation
- 22) Cal Waterfix Cost Allocation
- 23) DWA Surface Water Filtration Feasibility Snow Creek Village/Palm Oasis

Activities:

(Cont.)

- 24) MCSB Delivery Updates
- 25) Well 6 Meaders Cleaners RWQB Meetings
- 26) SGMA – Indio Subbasin Classification
- 27) SGMA – San Geronio Pass Subbasin
- 28) UWMP Population Calculation Update/Valley-Wide UWMP
- 29) RWQCB Update to the SNMP

Minutes
Executive Committee Meeting
June 13, 2019

Directors Present: Joe Stuart, Kristin Bloomer

Staff Present: Mark Krause, Martin Krieger, Steve Johnson, Sylvia Baca

1. Discussion Items

A. Review Agenda for June 18, 2019 Regular Board Meeting

The proposed agenda for the June 18, 2019 Regular Board meeting was reviewed.

B. Expense Reports

The May Expense Reports were reviewed.

2. Other

A. CSDA Southern Network (Seat B) Support Request

Staff provided the Committee with letters of support for candidates running for CSDA's Southern Network (Seat B) election. Electronic voting will take place starting June 17 through August 9, 2019.

Request for support were received from the following: 1) Hesperia Recreation & Park District (Lindsay Woods), 2) Cucamonga Valley Water District (Kathleen Tiegs, 3) Serrano Water District (Greg Mills), 4) Rainbow Municipal Water District (Michael Mack); and 5) Palmdale Water District (Dennis LaMoreaux). The Committee reviewed the letters and the full Board will provide direction to staff at its June 18, 2019 Board meeting.

3. Adjourn

DESERT WATER AGENCY
STATEMENT OF CASH RECEIPTS AND EXPENDITURES

OPERATING ACCOUNT

MAY 2019

INVESTED
RESERVE FUNDS
\$22,145,618.14

BALANCE	MAY 1, 2019	(\$436,383.42)	
WATER SALES		\$2,886,165.85	
RECLAMATION SALES		170,236.12	
WASTEWATER RECEIPTS		108,461.25	
POWER SALES		4,379.32	
METERS, SERVICES, ETC.		142,674.00	
REIMBURSEMENT – GENERAL FUND		251,351.98	
REIMBURSEMENT – WASTEWATER FUND		47,865.22	
ACCOUNTS RECEIVABLE – OTHER		22,465.57	
CUSTOMER DEPOSITS – SURETY		12,238.00	
CUSTOMER DEPOSITS – CONST.		65,580.00	
LEASE REVENUE		3,454.77	
INTEREST RECEIVED ON INV. FDS.		10,000.00	
FRONT FOOTAGE FEES		0.00	
BOND SERVICE & RESERVE FUND INT		0.00	
MISCELLANEOUS		3,200.62	
TOTAL RECEIPTS		\$3,728,072.70	
PAYMENTS			
PAYROLL CHECKS		\$443,594.35	
PAYROLL TAXES		111,864.97	
ELECTRONIC TRANSFERS		142,029.76	
CHECKS UNDER \$10,000.00		270,626.82	
CHECKS OVER \$10,000.00 – SCH. #1		1,746,885.34	
CANCELLED CHECKS AND FEES		22,920.64	
TOTAL PAYMENTS		<u>\$2,737,921.88</u>	
NET INCOME		\$990,150.82	
BOND SERVICE ACCOUNT			
MONTHLY WATER SALES		\$0.00	
EXCESS RETURNED BY B/A		\$0.00	
BOND SERVICE FUND			\$0.00
INVESTED RESERVE FUNDS			
FUNDS MATURED		\$2,520,000.00	
FUNDS INVESTED – SCH. #3		<u>2,760,000.00</u>	
NET TRANSFER		(\$240,000.00)	\$240,000.00
BALANCE	MAY 31, 2019	\$313,767.40	\$22,385,618.14

OPERATING ACCOUNT

SCHEDULE #1-CHECKS OVER \$10,000

CHECK #	NAME	DESCRIPTION	AMOUNT
122552	ACWA-JPIA	HEALTH,DENTAL & VISION INSURANCE PREMIUMS - MAY 2019	\$208,700.11
122574	BORDEN EXCAVATING INC	RETENTION PAYMENT - 2017/18 REPLACEMENT PIPELINES - (W/O #17-111--08/12)	\$173,278.17
122640	NEOPOST USA INC	PURCHASE INSERTER MACHINE (W/O #18-404-M)	\$63,313.73
122662	SOUTHERN CALIFORNIA EDISON CO	POWER	\$431,959.14
122678	DESERT WATER AGENCY - WASTEWATER	WASTEWATER REVENUE BILLING FOR APRIL 2019	\$91,679.02
122703	BEST BEST & KRIEGER LLP	LEGAL FEES	\$151,675.04
122712	CLEANEXCEL INC	CLEANING SERVICES - APRIL AND MAY 2019	\$12,736.00
122719	DOWN TO EARTH LANDSCAPING	LANDSCAPE MAINTENANCE	\$29,874.24
122746	INLAND WATER WORKS SUPPLY CO	WATER SERVICE SUPPLIES	\$28,666.37
122749	J COLON COATINGS INC	2018/2019 CONTRACT PAYMENT - RESERVOIR MAINTENANCE	\$243,627.50
122753	KRIEGER & STEWART INC	ENGINEERING	\$115,674.86
122760	MRC SMART TECHNOLOGY SOLUTIONS	XEROX MAINTENANCE - APRIL AND MAY 2019	\$11,704.44
122757	MCKEEVER WATERWELL & PUMP INC	WELL #20 MAINTENANCE	\$19,820.00
122761	MUNICIPAL DIVING SERVICES INC	RESERVOIR INSPECTIONS	\$18,600.00
122766	OUTFLOW TECHNOLOGIES	PROGRAMMING - MODERNIZATION PROJECT (W/O #14-187-M)	\$27,245.00
122787	SOUTHERN CALIFORNIA EDISON CO	POWER	\$11,029.90
122789	THATCHER COMPANY OF CALIFORNIA	WATER SERVICE SUPPLIES	\$45,030.82
122795	WATERTRAX USA INC	WATERTRAX ANNUAL SUBSCRIPTION - APRIL 2019 TO MARCH 2020	\$28,440.00
122800	Z&L PAVING, INC	PAVING	\$33,831.00

** TOTAL

\$1,746,885.34

**DESERT WATER AGENCY
OPERATING FUND - LISTING OF INVESTMENTS
MAY 31, 2019**

PURCH DATE	NAME	DESCRIPTION	MATURITY DATE	COST	PAR VALUE	MARKET VALUE	YIELD TO MATURITY	CALLABLE STATUS
------------	------	-------------	---------------	------	-----------	--------------	-------------------	-----------------

Local Agency Investment Fund

06-30-83	State of California	LAIF	Open	\$ 16,885,618.14	\$ 16,885,618.14	\$ 16,885,618.14	2.450%	-
----------	---------------------	------	------	------------------	------------------	------------------	--------	---

Certificates of Deposit

Total Certificates of Deposit

Commercial Paper

Total Commerical Paper \$ - \$ - \$ -

Government Agency

09-20-16	Union Bank	FNMA (Callable 6-20-19)	09-20-19	\$ 1,000,000.00	\$ 1,000,000.00	\$ 996,960.00	1.300%	Quarterly
10-28-16	Union Bank	FHLMC STEP (Callable 7-28-19)	10-28-21	\$ 1,000,000.00	\$ 1,000,000.00	\$ 1,000,090.00	2.000%	Quarterly
09-29-17	Union Bank	FHLMC (Callable 6-29-19)	09-29-20	\$ 500,000.00	\$ 500,000.00	\$ 496,025.00	1.700%	Quarterly
01-29-18	Union Bank	FHLB (Callable 7-29-19)	01-29-21	\$ 500,000.00	\$ 500,000.00	\$ 500,020.00	2.200%	Quarterly
03-11-19	Union Bank	FHLB (Callable 6-11-19)	03-11-21	\$ 1,000,000.00	\$ 1,000,000.00	\$ 1,000,080.00	2.650%	Quarterly
04-22-19	Union Bank	FFCB (Callable 7-22-19)	07-22-20	\$ 500,000.00	\$ 500,000.00	\$ 500,250.00	2.500%	Continuous
05-14-19	Union Bank	FHLB (Callable 8-14-19)	05-14-21	\$ 1,000,000.00	\$ 1,000,000.00	\$ 1,000,480.00	2.600%	Quarterly

Total Government Agency \$ 5,500,000.00 \$ 5,500,000.00 \$ 5,493,905.00

Weighted Mean YTM 2.373%

TOTAL INVESTED @ 05/31/19 \$ 22,385,618.14 \$ 22,385,618.14 \$ 22,379,523.14

BALANCE @ 06/30/18 \$ 20,642,759.86

INCREASE (DECREASE) \$1,742,858.28

DESERT WATER AGENCY
STATEMENT OF CASH RECEIPTS AND EXPENDITURES

GENERAL ACCOUNT

MAY 2019

INVESTED
RESERVE FUNDS
\$136,050,503.26

BALANCE MAY 1, 2019 \$9,978.03

* TAXES - RIVERSIDE COUNTY		10,959,379.24
* INTEREST EARNED - INV. FUNDS		124,150.52
GROUNDWATER REPLEN. ASSESSMENT		22,509.60
REIMBURSEMENT - OPERATING FUND		0.00
REIMBURSEMENT - CVWD MGMT		0.00
STATE WATER PROJECT REFUNDS		225,887.00
REIMB - CVWD - WHITEWATER HYDRO		47.61
POWER SALES - WHITEWATER		27,778.42
MISCELLANEOUS		4,487.46

TOTAL RECEIPTS \$11,364,239.85

PAYMENTS

CHECKS UNDER \$10,000.00		22,979.62
CHECKS OVER \$10,000.00 - SCH. #1		1,097,722.60
CANCELLED CHECKS AND FEES		0.00

TOTAL PAYMENTS \$1,120,702.22

NET INCOME \$10,243,537.63

INVESTED RESERVE FUNDS

FUNDS MATURED		6,292,000.00
FUNDS INVESTED – SCH. #2		12,412,000.00

NET TRANSFER (\$6,120,000.00) \$6,120,000.00

BALANCE	MAY 31, 2019	(\$4,133,515.66)	\$142,170,503.26
---------	--------------	------------------	------------------

* INCLUSIVE TO DATE

	TAXES	INTEREST
RECEIPTS IN FISCAL YEAR	\$29,943,985.77	\$2,327,837.99
RECEIPTS IN CALENDAR YEAR	\$23,283,250.92	\$1,211,408.86

DESERT WATER AGENCY

GENERAL ACCOUNT

SCHEDULE #1-CHECKS OVER \$10,000

CHECK #	NAME	DESCRIPTION	AMOUNT
9236	US GEOLOGICAL SURVEY	JOINT FUNDING AGREEMENT QUARTERLY BILLING - (02/01/2019 - 04/30/2019)	\$22,022.50
9240	COUNTY OF RIVERSIDE	ELECTION SERVICES RENDERED - NOVEMBER 6, 2018 ELECTION	\$98,080.24
9245	DESERT WATER AGENCY - OPERATING	OPERATING FUND REIMBURSEMENT FOR APRIL 2019	\$251,298.65
9248	STATE OF CA. DEPT. OF WATER RESOURCES	STATE WATER PROJECT - MAY 2019	\$568,190.00
9249	COACHELLA VALLEY WATER DISTRICT	WHITEWATER MANAGEMENT AGREEMENT - JANUARY THRU JUNE 2018	\$116,452.00
9250	COACHELLA VALLEY WATER DISTRICT	MISSION CREEK AND INDIO SUBBASINS ANNUAL REPORT	\$41,679.21

** TOTAL

\$1,097,722.60

DESERT WATER AGENCY
GENERAL FUND - LISTING OF INVESTMENTS
MAY 31, 2019

PURCHASE DATE	NAME	DESCRIPTION	MATURITY DATE	COST	PAR VALUE	MARKET VALUE	YIELD TO MATURITY	CALLABLE STATUS
Local Agency Investment Fund								
06-30-83	State of California	LAIF	Open	\$ 46,601,017.26	\$ 46,601,017.26	\$ 46,601,017.26	2.450%	-
Certificates of Deposit								
06-14-17	RBC Wealth Mgmt	Capital One N/A CD	06-15-20	\$ 250,000.00	\$ 250,000.00	\$ 248,582.50	1.900%	Bullet
06-14-17	RBC Wealth Mgmt	Capital One Bank USA CD	06-15-20	\$ 250,000.00	\$ 250,000.00	\$ 248,582.50	1.900%	Bullet
06-19-17	RBC Wealth Mgmt	First Priority Bank CD	06-19-20	\$ 250,000.00	\$ 250,000.00	\$ 248,180.00	1.750%	Bullet
05-29-19	Ladenburg Thalmann	Sallie Mae Bank CD	05-31-22	\$ 245,000.00	\$ 245,000.00	\$ 244,688.85	2.500%	Bullet
05-30-19	Ladenburg Thalmann	Ally bank CD	05-30-22	\$ 245,000.00	\$ 245,000.00	\$ 244,688.85	2.500%	Bullet
Total Certificates of Deposit				\$ 1,240,000.00	\$ 1,240,000.00	\$ 1,234,722.70		
Medium Term Notes								
09-19-18	Stifel	Wells Fargo MTN (Callable 9-19-20)	9-19-21	\$ 1,000,000.00	\$ 1,000,000.00	\$ 991,510.00	3.250%	Quarterly
02-19-19	Alamo Capital	Toyota Motor Corp MTN	7-13-22	\$ 1,399,076.00	\$1,400,000.00	\$ 1,411,186.00	2.800%	Bullet
03-04-19	Alamo Capital	Apple Inc. MTN	5-11-20	\$ 991,160.00	\$1,000,000.00	\$ 994,210.00	2.560%	Bullet
04-04-19	Alamo Capital	Toyota Motor Corp MTN	4-17-20	\$ 994,400.00	\$1,000,000.00	\$ 995,260.00	2.500%	Bullet
Total Commercial Paper				\$ 4,384,636.00	\$ 4,400,000.00	\$ 4,392,166.00		
Government Agency								
10-02-15	Stifel	FHLB (Callable Continuous)	10-02-19	\$ 1,000,000.00	\$ 1,000,000.00	\$ 996,940.00	1.450%	Continuous
11-25-15	Stifel	FNMA (Callable 8-25-19)	11-25-19	\$ 1,000,000.00	\$ 1,000,000.00	\$ 995,830.00	1.500%	Qtrly
03-23-16	Ladenburg Thalmann	FNMA (Callable 6-23-19)	03-23-20	\$ 1,000,000.00	\$ 1,000,000.00	\$ 994,160.00	1.500%	Qtrly
03-30-16	Stifel	FNMA STEP (Callable 6-30-19)	03-30-21	\$ 1,000,000.00	\$ 1,000,000.00	\$ 1,000,090.00	2.250%	Qtrly
03-30-16	Stifel	FHLMC STEP (Callable 6-30-19)	03-30-21	\$ 1,000,000.00	\$ 1,000,000.00	\$ 998,590.00	1.750%	Qtrly
04-26-16	Ladenburg Thalmann	FHLB (Callable Continuous)	10-26-20	\$ 999,500.00	\$ 1,000,000.00	\$ 992,350.00	1.550%	Continuous
05-23-16	Stifel	FNMA	08-23-19	\$ 1,000,000.00	\$ 1,000,000.00	\$ 997,290.00	1.250%	Qtrly
05-26-16	Union Bank	FNMA	11-26-19	\$ 1,000,000.00	\$ 1,000,000.00	\$ 995,200.00	1.300%	1 Time
06-13-16	Ladenburg Thalmann	FNMA	06-13-19	\$ 1,000,000.00	\$ 1,000,000.00	\$ 999,700.00	1.400%	Qtrly
06-16-16	Stifel	FFCB (Callable Continuous)	03-16-20	\$ 1,000,000.00	\$ 1,000,000.00	\$ 993,780.00	1.400%	Continuous
06-21-16	Stifel	FHLMC STEP (Callable 6-21-19)	06-21-21	\$ 1,000,000.00	\$ 1,000,000.00	\$ 998,890.00	1.750%	Qtrly
06-28-16	Ladenburg Thalmann	FNMA	06-28-19	\$ 1,000,000.00	\$ 1,000,000.00	\$ 999,140.00	1.200%	Qtrly
06-30-16	Stifel	FHLMC STEP (Callable 6-30-19)	12-30-19	\$ 1,000,000.00	\$ 1,000,000.00	\$ 999,730.00	2.000%	Qtrly
07-11-16	Ladenburg Thalmann	FHLB (Callable Continuous)	10-11-19	\$ 1,000,000.00	\$ 1,000,000.00	\$ 995,530.00	1.125%	Continuous
07-11-16	Ladenburg Thalmann	FHLB (Callable Continuous)	07-11-19	\$ 1,000,000.00	\$ 1,000,000.00	\$ 998,600.00	1.125%	Continuous
07-13-16	Union Bank	FFCB (Callable Continuous)	01-13-20	\$ 1,000,000.00	\$ 1,000,000.00	\$ 994,170.00	1.240%	Continuous
07-26-16	Ladenburg Thalmann	FNMA	07-26-19	\$ 999,500.00	\$ 1,000,000.00	\$ 998,150.00	1.125%	Qtrly
07-27-16	Stifel	FNMA STEP (Callable 7-27-19)	07-27-21	\$ 1,000,000.00	\$ 1,000,000.00	\$ 989,700.00	1.400%	Qtrly
08-10-16	Ladenburg Thalmann	FHLMC (Callable 8-10-19)	08-10-20	\$ 1,000,000.00	\$ 1,000,000.00	\$ 991,710.00	1.450%	Qtrly
08-24-16	Ladenburg Thalmann	FHLMC STEP (Callable 8-24-19)	08-24-21	\$ 1,000,000.00	\$ 1,000,000.00	\$ 999,520.00	2.000%	Qtrly
08-30-16	Stifel	FHLMC STEP (Callable 8-28-19)	08-27-21	\$ 1,000,000.00	\$ 1,000,000.00	\$ 1,000,060.00	2.000%	Qtrly
08-30-16	Ladenburg Thalmann	FNMA (Callable 8-27-19)	11-27-19	\$ 1,000,000.00	\$ 1,000,000.00	\$ 994,590.00	1.250%	Qtrly
09-20-16	Union Bank	FNMA (Callable 6-20-19)	09-20-19	\$ 1,000,000.00	\$ 1,000,000.00	\$ 996,960.00	1.300%	Qtrly
09-29-16	Ladenburg Thalmann	FHLMC STEP (Callable 6-29-19)	09-29-21	\$ 950,000.00	\$ 950,000.00	\$ 948,166.50	1.500%	Qtrly
09-30-16	Ladenburg Thalmann	FNMA (Callable 6-30-19)	09-30-19	\$ 1,000,000.00	\$ 1,000,000.00	\$ 996,500.00	1.250%	Qtrly
10-06-16	Ladenburg Thalmann	FHLMC (Callable 7-6-19)	07-06-20	\$ 1,000,000.00	\$ 1,000,000.00	\$ 992,560.00	1.375%	Qtrly
10-17-16	Stifel	FNMA	04-17-20	\$ 1,000,000.00	\$ 1,000,000.00	\$ 992,370.00	1.250%	1 Time
10-28-16	Stifel	FHLMC STEP (Callable 7-28-19)	10-28-21	\$ 1,500,000.00	\$ 1,500,000.00	\$ 1,498,110.00	1.500%	Qtrly
10-28-16	Union Bank	FHLMC STEP (Callable 7-28-19)	10-28-21	\$ 1,000,000.00	\$ 1,000,000.00	\$ 1,000,090.00	2.000%	Qtrly
11-03-16	Ladenburg Thalmann	FFCB (Callable Continuous)	05-03-21	\$ 999,250.00	\$ 1,000,000.00	\$ 990,500.00	1.490%	Continuous
11-15-16	Stifel	FHLMC STEP (Callable 8-15-19)	11-15-19	\$ 1,000,000.00	\$ 1,000,000.00	\$ 998,600.00	2.000%	Qtrly
12-14-16	Ladenburg Thalmann	FHLMC (Callable 6-14-19)	12-14-20	\$ 1,000,000.00	\$ 1,000,000.00	\$ 995,080.00	1.750%	Qtrly
12-29-16	Ladenburg Thalmann	FNMA (Callable 6-29-19)	06-29-20	\$ 1,000,000.00	\$ 1,000,000.00	\$ 996,680.00	1.750%	Qtrly
12-30-16	Ladenburg Thalmann	FHLMC (Callable 6-30-19)	12-30-19	\$ 998,000.00	\$ 1,000,000.00	\$ 994,450.00	1.500%	Qtrly
01-27-17	Ladenburg Thalmann	FNMA (Callable 7-27-19)	01-27-20	\$ 1,000,000.00	\$ 1,000,000.00	\$ 995,910.00	1.650%	Qtrly
01-30-17	Union Bank	FHLB (Callable 7-30-19)	04-30-20	\$ 1,000,000.00	\$ 1,000,000.00	\$ 995,600.00	1.750%	Qtrly
04-20-17	Stifel	FHLMC STEP (Callable 7-20-19)	04-20-20	\$ 1,000,000.00	\$ 1,000,000.00	\$ 998,360.00	2.250%	Qtrly
04-27-17	Ladenburg Thalmann	FHLMC (Callable 7-27-19)	01-27-21	\$ 1,000,000.00	\$ 1,000,000.00	\$ 998,050.00	2.000%	Qtrly
06-08-17	Stifel	FHLMC STEP (Callable 6-8-19)	06-08-20	\$ 1,000,000.00	\$ 1,000,000.00	\$ 1,000,000.00	2.000%	Qtrly
06-22-17	Ladenburg Thalmann	FHLMC STEP (Callable 6-22-19)	06-22-22	\$ 1,000,000.00	\$ 1,000,000.00	\$ 1,000,030.00	2.000%	Qtrly

DESERT WATER AGENCY
GENERAL FUND - LISTING OF INVESTMENTS
MAY 31, 2019

PURCHASE DATE	NAME	DESCRIPTION	MATURITY DATE	COST	PAR VALUE	MARKET VALUE	YIELD TO MATURITY	CALLABLE STATUS
Government Agency								
06-27-17	Union Bank	FHLB (Callable 6-27-19)	09-27-19	\$ 1,000,000.00	\$ 1,000,000.00	\$ 997,250.00	1.500%	Qtrly
06-29-17	Ladenburg Thalmann	FHLMC (Callable 6-29-19)	09-29-20	\$ 1,000,000.00	\$ 1,000,000.00	\$ 994,740.00	1.750%	Qtrly
07-11-17	Ladenburg Thalmann	FHLMC (Callable 7-11-19)	01-11-21	\$ 1,000,000.00	\$ 1,000,000.00	\$ 995,300.00	1.800%	Qtrly
07-26-17	Stifel	FHLMC STEP (Callable 7-26-19)	07-26-22	\$ 1,000,000.00	\$ 1,000,000.00	\$ 999,540.00	2.000%	Qtrly
07-27-17	Stifel	FHLMC STEP (Callable 7-27-19)	07-27-22	\$ 1,000,000.00	\$ 1,000,000.00	\$ 1,000,320.00	2.000%	Qtrly
08-07-17	Ladenburg Thalmann	FFCB (Callable Continuous)	11-23-20	\$ 999,850.00	\$ 1,000,000.00	\$ 996,480.00	1.770%	Continuous
08-09-17	Stifel	FHLB STEP (Callable 8-9-19)	02-09-22	\$ 2,000,000.00	\$ 2,000,000.00	\$ 1,999,840.00	1.850%	Qtrly
08-10-17	Ladenburg Thalmann	FHLB STEP (Callable 8-10-19)	08-10-22	\$ 1,000,000.00	\$ 1,000,000.00	\$ 1,000,520.00	2.000%	Qtrly
09-08-17	Stifel	FHLB STEP (Callable 6-8-19)	09-08-22	\$ 1,000,000.00	\$ 1,000,000.00	\$ 999,750.00	1.875%	Qtrly
09-28-17	Ladenburg Thalmann	FHLMC STEP (Callable 6-28-19)	09-28-20	\$ 1,000,000.00	\$ 1,000,000.00	\$ 998,340.00	1.750%	Qtrly
09-29-17	Union Bank	FHLMC (Callable 6-29-19)	09-29-20	\$ 1,000,000.00	\$ 1,000,000.00	\$ 992,050.00	1.700%	Qtrly
09-29-17	Stifel	FHLMC STEP (Callable 6-29-19)	09-29-22	\$ 1,000,000.00	\$ 1,000,000.00	\$ 999,550.00	1.750%	Qtrly
10-26-17	Ladenburg Thalmann	FNMA (Callable 7-26-19)	07-26-21	\$ 1,000,000.00	\$ 1,000,000.00	\$ 999,800.00	2.000%	Qtrly
11-06-17	Ladenburg Thalmann	FFCB (Callable Continuous)	06-06-19	\$ 1,000,000.00	\$ 1,000,000.00	\$ 999,950.00	1.600%	Continuous
11-20-16	Ladenburg Thalmann	FHLMC (Callable 8-20-19)	11-20-20	\$ 1,000,000.00	\$ 1,000,000.00	\$ 999,050.00	2.000%	Qtrly
12-11-17	Ladenburg Thalmann	FHLB (Callable 6-11-19)	12-11-20	\$ 999,750.00	\$ 1,000,000.00	\$ 996,960.00	2.000%	Qtrly
12-14-17	Stifel	FFCB (Callable Continuous)	12-14-20	\$ 1,000,000.00	\$ 1,000,000.00	\$ 1,000,000.00	2.060%	Continuous
01-16-18	Ladenburg Thalmann	FHLMC (Callable 7-16-19)	10-16-20	\$ 1,000,000.00	\$ 1,000,000.00	\$ 999,400.00	2.070%	Qtrly
01-26-18	Stifel	FHLMC (Callable 7-26-19)	01-26-21	\$ 1,000,000.00	\$ 1,000,000.00	\$ 1,000,260.00	2.220%	Qtrly
01-29-18	Union Bank	FHLB (Callable 7-29-19)	01-29-21	\$ 1,000,000.00	\$ 1,000,000.00	\$ 1,000,040.00	2.200%	Qtrly
01-30-18	Union Bank	FHLB (Callable 7-30-19)	07-30-20	\$ 1,000,000.00	\$ 1,000,000.00	\$ 999,530.00	2.100%	Qtrly
01-30-18	Ladenburg Thalmann	FHLB (Callable 7-26-19)	01-26-21	\$ 999,650.00	\$ 1,000,000.00	\$ 1,000,250.00	2.250%	Qtrly
02-01-18	Stifel	FFCB (Callable Continuous)	02-01-21	\$ 1,000,000.00	\$ 1,000,000.00	\$ 1,000,010.00	2.350%	Continuous
02-12-18	Stifel	FHLB (Callable 8-12-19)	02-12-21	\$ 1,000,000.00	\$ 1,000,000.00	\$ 1,000,510.00	2.300%	Qtrly
06-28-18	Stifel	FHLMC (Callable 6-28-19)	06-28-22	\$ 1,000,000.00	\$ 1,000,000.00	\$ 1,000,500.00	3.100%	Qtrly
10-25-18	Stifel	FHLMC (Callable 10-25-19)	10-25-21	\$ 1,000,000.00	\$ 1,000,000.00	\$ 1,002,880.00	3.100%	Qtrly
10-29-18	Ladenburg Thalmann	FHLB (Callable 10-29-19)	10-29-20	\$ 999,600.00	\$ 1,000,000.00	\$ 1,002,950.00	2.940%	Continuous
11-20-18	Stifel	FHLMC (Callable 11-20-19)	11-20-20	\$ 1,000,000.00	\$ 1,000,000.00	\$ 1,003,730.00	3.000%	1 Time
02-13-19	Union Bank	FFCB (Callable Continuous)	05-13-22	\$ 1,000,000.00	\$ 1,000,000.00	\$ 1,000,030.00	2.800%	Continuous
02-26-19	Stifel	FHLMC (Callable 2-26-20)	08-26-22	\$ 1,000,000.00	\$ 1,000,000.00	\$ 1,003,690.00	2.750%	Qtrly
03-11-19	Union Bank	FHLB (Callable 6-11-19)	03-11-21	\$ 1,000,000.00	\$ 1,000,000.00	\$ 1,000,080.00	2.650%	Qtrly
03-13-19	Union Bank	FHLB (Callable 6-13-19)	09-13-21	\$ 1,000,000.00	\$ 1,000,000.00	\$ 1,000,070.00	2.750%	Qtrly
03-18-19	Alamo Capital	FHLB (Callable 6-18-19)	06-18-21	\$ 999,750.00	\$ 1,000,000.00	\$ 1,000,210.00	2.620%	Continuous
03-18-19	Union Bank	FHLB (Callable 9-18-19)	12-18-20	\$ 1,000,000.00	\$ 1,000,000.00	\$ 1,001,090.00	2.650%	Qtrly
03-25-19	Ladenburg Thalmann	FHLB (Callable 9-25-19)	03-25-22	\$ 1,000,000.00	\$ 1,000,000.00	\$ 1,000,910.00	2.750%	Qtrly
04-11-19	Stifel	FHLMC (Callable 10-11-19)	10-11-22	\$ 1,000,000.00	\$ 1,000,000.00	\$ 1,001,350.00	2.700%	Qtrly
04-12-19	Union Bank	FHLMC (Callable 7-12-19)	04-12-22	\$ 1,000,000.00	\$ 1,000,000.00	\$ 1,000,300.00	2.750%	Qtrly
04-17-19	Alamo Capital	FHLMC (Callable 10-17-19)	10-17-22	\$ 1,000,000.00	\$ 1,000,000.00	\$ 1,000,890.00	2.600%	Qtrly
04-18-19	Ladenburg Thalmann	FHLMC (Callable 10-18-19)	04-18-22	\$ 1,000,000.00	\$ 1,000,000.00	\$ 1,001,270.00	2.650%	Qtrly
04-22-19	Union Bank	FFCB (Callable 7-22-19)	07-22-20	\$ 1,000,000.00	\$ 1,000,000.00	\$ 1,000,500.00	2.500%	Qtrly
04-26-19	Alamo Capital	FHLMC (Callable 7-26-19)	10-26-22	\$ 1,000,000.00	\$ 1,000,000.00	\$ 1,000,500.00	2.700%	Qtrly
04-29-19	Ladenburg Thalmann	FNMA (Callable 10-29-19)	04-29-22	\$ 1,000,000.00	\$ 1,000,000.00	\$ 1,001,280.00	2.650%	Qtrly
04-30-19	Stifel	FHLMC STEP (Callable 10-30-19)	04-30-24	\$ 1,000,000.00	\$ 1,000,000.00	\$ 1,000,850.00	2.650%	Qtrly
05-09-19	Union Bank	FHLB (Callable 8-9-19)	11-09-21	\$ 1,000,000.00	\$ 1,000,000.00	\$ 1,000,290.00	2.625%	Qtrly
05-13-19	Ladenburg Thalmann	FHLMC (Callable 11-13-19)	05-13-22	\$ 500,000.00	\$ 500,000.00	\$ 500,820.00	2.650%	Qtrly
05-14-19	Union Bank	FHLB (Callable 8-14-19)	05-14-21	\$ 1,000,000.00	\$ 1,000,000.00	\$ 1,000,480.00	2.600%	Qtrly
05-16-19	Alamo Capital	FFCB (Callable 8-16-19)	05-16-22	\$ 1,000,000.00	\$ 1,000,000.00	\$ 1,000,330.00	2.570%	Continuous
05-23-19	Union Bank	FHLB (Callable 8-23-19)	05-23-22	\$ 1,000,000.00	\$ 1,000,000.00	\$ 1,000,470.00	2.650%	Qtrly
05-28-19	Alamo Capital	FHLMC (Callable 8-27-19)	05-27-22	\$ 1,000,000.00	\$ 1,000,000.00	\$ 1,000,570.00	2.625%	Qtrly
Total Government Agency				\$ 89,944,850.00	\$ 89,950,000.00	\$ 89,807,216.50		
Weighted Mean YTM							2.170%	
TOTAL INVESTED @ 05/31/19				\$ 142,170,503.26	\$ 142,191,017.26	\$ 142,035,122.46		
BALANCE @ 06/30/18				\$ 127,941,061.53				
INCREASE OR (DECREASE)				\$ 14,229,441.73				

DESERT WATER AGENCY
STATEMENT OF CASH RECEIPTS AND EXPENDITURES

WASTEWATER ACCOUNT

MAY 2019

INVESTED
RESERVE FUNDS
\$1,574,862.63

BALANCE MAY 1, 2019 \$3,409.65

ACCOUNTS RECEIVABLE - OTHER	\$0.00
CUSTOMER DEPOSITS - CONSTRUCTION	0.00
INTEREST EARNED - INVESTED FUNDS	5.21
WASTEWATER REVENUE	91,679.02
SEWER CAPACITY CHARGES	3,357.22
MISCELLANEOUS	<u>0.00</u>

TOTAL RECEIPTS \$95,041.45

PAYMENTS

CHECKS UNDER \$10,000.00	\$4,573.18
CHECKS OVER \$10,000.00 - SCH. #1	159,064.17
CANCELLED CHECKS AND FEES	<u>0.00</u>

TOTAL PAYMENTS \$163,637.35

NET INCOME (\$68,595.90)

INVESTED RESERVE FUNDS

FUNDS MATURED	\$65,000.00
FUNDS INVESTED - SCH. #2	<u>3,000.00</u>

NET TRANSFER \$62,000.00 (\$62,000.00)

BALANCE MAY 31, 2019 (\$3,186.25) \$1,512,862.63

DESERT WATER AGENCY

WASTEWATER ACCOUNT

SCHEDULE #1-CHECKS OVER \$10,000

CHECK #	NAME	DESCRIPTION	AMOUNT
3288	COACHELLA VALLEY WATER DISTRICT	SEWER CAPACITY CHARGES - ALCHEMY WORKS LLC	\$12,570.00
3289	COACHELLA VALLEY WATER DISTRICT	SEWER CAPACITY CHARGES - LINDSAY LAMSON	\$29,330.00
3290	DESERT WATER AGENCY	OPERATING FUND REIMBURSEMENT FOR APRIL 2019	\$47,865.22
3291	CITY OF PALM SPRINGS	WASTEWATER REVENUE BILLING FOR APRIL 2019	\$10,046.31
3292	COACHELLA VALLEY WATER DISTRICT	WASTEWATER REVENUE BILLING FOR APRIL 2019	\$59,252.64
** TOTAL			\$159,064.17

**DESERT WATER AGENCY
WASTEWATER FUND - LISTING OF INVESTMENTS
MAY 31, 2019**

PURCH DATE	NAME	DESCRIPTION	MATURITY DATE	COST	PAR VALUE	MARKET VALUE	YIELD TO MATURITY
------------	------	-------------	---------------	------	-----------	--------------	-------------------

Local Agency Investment Fund

06-30-83	State of California	LAIF	Open	\$ 1,512,862.63	\$ 1,512,862.63	\$ 1,512,862.63	2.450%
----------	---------------------	------	------	-----------------	-----------------	-----------------	--------

TOTAL INVESTED @ 05/31/19	\$ 1,512,862.63	\$ 1,512,862.63	\$ 1,512,862.63
BALANCE @ 06/30/18	\$ 1,354,594.08		
INCREASE OR (DECREASE)	\$ 158,268.55		

DESERT WATER AGENCY - OPERATING FUND
COMPARATIVE EARNINGS STATEMENT

MONTH 18-19 MAY	/-----THIS MONTH-----/			/-----FISCAL YEAR TO DATE-----/			/---VARIANCE---/		
	THIS YEAR	LAST YEAR	BUDGET	THIS YEAR	LAST YEAR	BUDGET	YTD	PCT	
OPERATING REVENUES									
WATER SALES	2,773,679.45	2,501,942.08	2,872,525.00	28,146,669.81	26,210,241.77	30,575,550.00	2,428,880.19-	8-	
RECLAMATION SALES	159,479.84	162,391.67	150,975.00	1,322,846.80	1,365,577.88	1,361,275.00	38,428.20-	3-	
POWER SALES	4,379.32	3,614.41	3,600.00	12,738.08	28,152.14	31,600.00	18,861.92-	60-	
OTHER OPER REVENUE	212,080.84	128,148.95	165,575.00	2,104,548.24	2,018,893.17	1,821,325.00	283,223.24	16	
TOTAL OPER REVENUES	3,149,619.45	2,796,097.11	3,192,675.00	31,586,802.93	29,622,864.96	33,789,750.00	2,202,947.07-	7-	
OPERATING EXPENSES									
SOURCE OF SUPPLY EXP	30,616.34	24,416.62	39,175.00	3,590,253.92	3,140,973.07	3,625,100.00	34,846.08-	1-	
PUMPING EXPENSE	461,443.82	246,302.42	258,000.00	2,673,712.88	2,610,990.92	2,863,900.00	190,187.12-	7-	
REGULATORY WATER TREAT	52,276.77	80,057.31	45,225.00	468,518.79	522,152.33	497,475.00	28,956.21-	6-	
TRANS & DIST EXPENSE	543,619.98	361,879.58	436,875.00	3,625,236.88	3,630,026.00	4,805,625.00	1,180,388.12-	25-	
CUSTOMER ACT EXPENSE	111,636.68	109,673.02	81,200.00	877,967.95	868,301.77	877,000.00	967.95	0	
ADMIN & GEN EXPENSE	720,322.49	913,472.43	651,213.00	8,907,952.51	7,925,092.11	9,425,293.00	517,340.49-	5-	
REGULATORY EXPENSE	59,835.38	4,208.81	30,125.00	283,284.07	194,312.13	331,375.00	48,090.93-	15-	
SNOW CREEK HYDRO EXP	3,718.27	2,429.53	3,100.00	15,182.86	22,703.74	34,100.00	18,917.14-	55-	
RECLAMATION PLNT EXP	120,159.16	133,688.94	120,108.00	1,004,382.38	1,163,497.71	1,318,238.00	313,855.62-	24-	
SUB-TOTAL	2,103,628.89	1,876,128.66	1,665,021.00	21,446,492.24	20,078,049.78	23,778,106.00	2,331,613.76-	10-	
OTHER OPER EXPENSES									
DEPRECIATION	496,169.13	471,105.08	483,692.00	5,407,053.08	5,175,613.79	5,320,612.00	86,441.08	2	
SERVICES RENDERED	14,550.19	10,967.40	15,750.00	154,641.55	189,359.01	173,250.00	18,608.45-	11-	
DIR & INDIR CST FOR WO	188,526.76-	220,323.99-	65,750.00-	1,924,146.64-	1,777,355.60-	723,250.00-	1,200,896.64-	166	
TOTAL OPER EXPENSES	2,425,821.45	2,137,877.15	2,098,713.00	25,084,040.23	23,665,666.98	28,548,718.00	3,464,677.77-	12-	
NET INCOME FROM OPERATIONS	723,798.00	658,219.96	1,093,962.00	6,502,762.70	5,957,197.98	5,241,032.00	1,261,730.70	24	
NON-OPERATING INCOME (NET)									
RENTS	3,454.77	4,977.38	3,450.00	69,462.45	69,205.95	69,450.00	12.45	0	
INTEREST REVENUES	44,547.54	28,232.35	27,500.00	445,963.90	236,169.00	302,500.00	143,463.90	47	
OTHER REVENUES	280.00	67,836.00	.00	32,910.00	564,285.16	.00	32,910.00	0	
GAINS ON RETIREMENT	6,768.86	7,112.78	1,200.00	44,668.86	29,707.78	10,800.00	33,868.86	314	
DISCOUNTS	18.82	5.89	25.00	708.43	192.49	275.00	433.43	158	
PR. YEAR EXPENSES	.00	.00	.00	83,559.34	277,122.13	.00	83,559.34	0	
LOSS ON RETIREMENTS	478.92-	.00	3,250.00-	52,122.69-	25,894.23-	35,750.00-	16,372.69-	46	
TOTAL NON-OPER INCOME	54,591.07	108,164.40	28,925.00	625,150.29	1,150,788.28	347,275.00	277,875.29	80	
TOTAL NET INCOME	778,389.07	766,384.36	1,122,887.00	7,127,912.99	7,107,986.26	5,588,307.00	1,539,605.99	28	

**STAFF REPORT
TO
DESERT WATER AGENCY
BOARD OF DIRECTORS**

JUNE 18, 2019

**RE: CALIFORNIA SPECIAL DISTRICTS ASSOCIATION (CSDA) ELECTION
PROCEEDINGS (BALLOT)**

Attached for the Board's review is the candidate information for the CSDA's Southern Network, Seat B upcoming election for the 2020-2022 term. It is up to each member agency to determine their own process in terms of selecting a candidate to vote for.

The Agency received endorsement requests from Hesperia Recreation Park District, Cucamonga Valley Water District, Serrano Water District, Rainbow Municipal Water District and Palmdale Water District (attached).

Ballot instructions were sent to CSDA's member agencies to complete an electronic ballot on June 17. The deadline to cast a vote is August 9, 2019. CSDA will notify all successful candidates no later than August 14. All selected Board Members will be introduced at the Annual Conference in Anaheim in September 2019.

At its June 13 meeting, the Executive Committee reviewed qualifications from candidate's that requested endorsement.

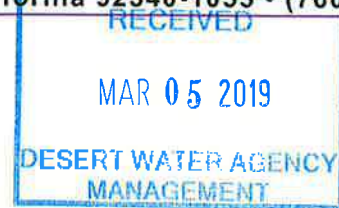
Staff recommends that the Board provide direction to the General Manager on the selection for the position of CSDA's Southern Network, Seat B election.



Post Office Box 401055 • Hesperia, California 92340-1055 • (760) 244-5488

February 26, 2019

Mark Krause
Desert Water Agency
PO Box 1710
Palm Springs, CA 92263-1710



Stan
File
CSDA

Dear Mark:

I want to share my interest in serving you and your District as the Southern Network (Seat B) representative on the CSDA Board of Directors. In order to accomplish this I am asking for your consideration and hopefully your District's vote. Once the nominations close, April 17th, the ballots will be emailed to each district's CSDA contact person. The deadline for returning the ballot to CSDA's office is August 9th.

It has been a privilege and honor to be active with CSDA by serving at the committee level as a representative of the California Special Districts Association's Southern Network. I have served the Hesperia Recreation and Park District (HRPD) since 1987 in a variety of capacities which has given me a well-rounded foundation in the special district governance. HRPD was established in 1957 and now serves a diverse population of over 90,000. Our District provides a wide range of recreational, educational, social and other vital community services to our residents.

With your support I will serve you, your agency, and the other member districts of CSDA with the same high level of professionalism, dedication, service, and innovation that I have provided to the residents of Hesperia and HRPD. If elected, I will work cooperatively with the other CSDA Board of Directors to advance the work we do throughout the state as well as work with other organizations to protect our districts and the vital services we provide to our communities. We are all facing many of the same challenges and I want to be an active part of the future of CSDA as we work to educate, strengthen, and defend special districts both now and in the future. Lastly, I am committed to working hard to keep our Districts intact.

I would greatly appreciate your board of director's support in the coming election. Thank you for your consideration.

Sincerely,

HESPERIA RECREATION AND PARK DISTRICT

Lindsay Woods
General Manager

/ldw

John Bosler
Secretary/General Manager/CEO



*Scan
File
Next Exec. Comm. V*

April 19, 2019

Mr. Mark Krause
Desert Water Agency
PO Box 1710
Palm Springs, CA 92263-1710

Dear Mr. Krause,

It is with great pleasure that I forward for your consideration a candidate statement for Director Kathleen Tiegs who is seeking your support for the Southern Network (Seat B) of the California Special Districts Association Board of Directors.

Director Tiegs has served admirably on the Cucamonga Valley Water District Board of Directors since 2005. She is actively involved in CSDA, as well as with the Association of California Water Agencies, and has served in numerous leadership positions with both organizations.

Attached you will find a candidate's statement summarizing some of her many accomplishments. You will also get a true sense of her integrity as a leader and her passion as an advocate for special districts throughout California. Also, Director Tiegs will attend Special Districts Legislative Days being held in Sacramento May 21-22, 2019 if you would like to meet her in person and discuss her commitment to serving you and your district.

I encourage you to forward this information to your Board of Directors and consider supporting her candidacy for the 2019 elections which will take place June 17th to August 9th. Please do not hesitate to contact me, if you need additional information or if you would like her to contact your Board of Directors. Thank you for your consideration in this matter.

Sincerely,



John Bosler
General Manager/CEO

Kathleen J. Tiegs

2020-2022 California Special Districts Association
Board of Directors, Southern Network, Seat B



I am pleased to share with you my interest in serving as the Southern Network, Seat B, representative for the California Special Districts Association (CSDA) Board of Directors. Through my involvement with CSDA since 2011, I have served with great passion and commitment on the Board of Directors, and the Membership, Legislative, and By-laws Committees.

My experience on the Cucamonga Valley Water District (CVWD) Board of Directors has provided me with a solid foundation to lead. Elected to the CVWD in November 2005, I have served as the Board President and currently serve on the Legislative and Outreach, and Human Resources/Risk Management Committees. From 2014 to 2017 I was honored to serve in the capacity of President and Vice President of the Association of California Water Agencies (ACWA). My duties at ACWA provided me the extremely valuable opportunity to effectively dialogue with special districts across the state on the important issues they are facing and how we can solve them.

I also served on the Association of San Bernardino County Special Districts Board of Directors from 2010 – 2015 where I developed a network of colleagues in a variety of agencies with a common goal of serving the needs of our constituents. There are numerous critical issues that confront special districts today; these challenges will require strong, experienced leadership, as well as a commitment to preserving the special district's mission to make communities better by providing core local services and taking action through community collaboration.

Thank you for allowing me to share with you my experience, leadership and knowledge. I look forward to serving you and the entire CSDA organization.

With Best Regards,

Kathleen J. Tiegs



SERRANO WATER DISTRICT
18021 EAST LINCOLN STREET
VILLA PARK, CA 92861-6446
714-538-0079

RECEIVED

Directors

C.L. "Larry" Pharris, Jr., President
Greg Mills, Vice President
Frank O. Bryant
Jerry L. Haight
Brad Reese

MAY - 8 2019

Jerry Vilander, General Manager

DESERT WATER AGENCY

May 6, 2019

Dear President and/or General Manager:

It is my honor to request your agency's support and vote for election to CSDA Seat B (California Special Districts Association) for the 2020-2022 term. Please disseminate this letter and attached candidate statement of experience to your agency's governing board.

I have served on the Serrano Water District Board for over three years and am currently the Board Vice President providing solid leadership and guidance with the District's Finance and Insurance Committees. Additionally, I have served as the District's representative for the ACWA-JPIA Insurance Committee for the past year.

Previously, I served on the Villa Park City Council for a four-year term including one term as Mayor and another as Mayor Pro-Tem. During my tenure with the City of Villa Park, I was very involved and an active participant in many sensitive community issues including the Community Development Committee, shortening the permitting process. Additionally, I served on the Orange County Sanitation District as a Board Member for two years proactively involved in many of the improvements that residents benefit from today. I also served a three-year term on the Orange County Vector Control District.

During my tenure here at Serrano Water District, I have been instrumental in spearheading financial programs, planning and fiscal analysis including capital improvement programs and ensuring that the District is providing high-quality water to its constituents in the most cost-effective manner. My personal commitment to the Serrano Water Districts ratepayer is emblematic of the successful stewardship towards ensuring that all assets are maintained and replaced within best industry practices.

Additionally, I have been fundamentally involved with the District's long-term planning including common sense initiatives for maximum rate payer benefit at minimum cost. I possess a solid understanding of Special Districts and believe that they provide better governance and

May 6, 2019

Page 2

improved local control. Also, I am actively involved with attending LAFCO meetings which provides me with the knowledge and skills necessary to work collaboratively in the best interest of Special Districts. Again, I am requesting your vote for the CSDA Seat B position. I am committed to working with all of the voting agencies to accomplish their goals. My statement of qualifications is attached for your perusal.

If you have any questions, kindly contact our General Manager, Jerry Vilander, at (714) 538-0079 or through email at jerryv@serranowater.org. Thank you for considering me for the CSDA Seat B position.

Sincerely,

A handwritten signature in cursive script that reads "Greg Mills".

Greg Mills
Serrano Water District, Vice President

cc: Board of Directors
Jerry Vilander, General Manager

Attachment

Greg Mills

Seat B CSDA

EXPERIENCE

BUSINESS

- Small business owner – fifteen years
- Analytical Chemist – six years
- Process Engineer – six years
- Technical Marketing Manager – three years
- Marketing Director – three years
- Marketing Executive – five years

COMMUNITY INVOLVEMENT

- Board Member (Vice President) - Serrano Water District three years
- Villa Park City Councilman – four years; One term Mayor and one term Mayor Pro-Tem (one year each)
- Orange County Sanitation District - Director two years
- Orange County Vector Control District - Director three years
- ACWA-JPIA - Representative Serrano Water District
- Villa Park Family Picnic – five years
 - Chair – three years
- Eagle Scout
- Villa Park Rotary - Board member twenty-one years.
 - Club President; Paul Harris Fellow
- Indian Princess YMCA - seven years
- Orange Elks Lodge – seven years



PROFFESIONAL

- American Chemical Society – thirty years
- CS Mantech – eleven years
- PDA (Parenteral Drug Association)– five years
- ISPE (International Society of Pharmaceutical Engineering – eight years
- SEMI (Semiconductor Equipment and Manufacturer Institute – nine years
- Optical Society of America – four years
- MEPTEC
- AVS (American Vacuum Society)
 - ICMCTF

EDUCATION

- B.A., Chemistry – Illinois College
 - Phi Alpha President/Vice President
- M.S., Engineering Management – Santa Clara University

PERSONAL

- Married – 25 years. Wife: Journalist and active member of the community. One daughter currently at university.



Stan
File
Exec comm.

May 22, 2019

Mr. Mark Krause
Desert Water Agency
PO Box 1710
Palm Springs, CA 92263-1710

Dear Mr. Krause,

It is with great pleasure that I forward for your consideration a candidate statement for Director Michael Mack who is seeking your support for the Southern Network (Seat B) of the California Special Districts Association Board of Directors.

Director Mack has served on the Rainbow Municipal Water District Board of Directors since 2016. He is actively involved in CSDA, serving on the Elections and Bylaws Committee, as well as with the Association of California Water Agencies.

Attached you will find a candidate's statement summarizing some of his many accomplishments. I encourage you to forward this information to your Board of Directors and consider supporting his candidacy for the 2019 elections which will take place June 17th to August 9th. Please do not hesitate to contact me, if you need additional information or if you would like him to contact your Board of Directors.

Sincerely,


Tom Kennedy
General Manager

ENDLESS POSSIBILITIES



My name is Michael Mack and I am honored to be seeking election to be on the Board of Directors of California Special Districts Association.

I was elected to the Rainbow Municipal Water District Board of Directors in December 2016 and appointed to serve as the District's representative at both ACWA and CSDA. My background includes a degree in horticulture and worked for the City of San Marcos for over thirty years. As the Parks Department Supervisor, I had many responsibilities including reviewing plans and inspection of new park and street median installations. I was both a Certified Playground Inspector and Irrigation Auditor. One of my main responsibilities was ensuring efficient usage of water resources. I calculated, determined, and programmed water requirements for the plant material for all parks and street medians within the City.

I have learned the importance of CSDA is we are the support system to help ensure efficient and productive services to both small and large communities throughout California at the local level of city governments. As your CSDA Board Member, I see endless possibilities and promise to tackle and meet the challenges our districts face. We all must work together for present and future needs for our special districts and by doing so we can and will achieve our goals. We must be proactive with our legislators and with this energy and commitment we can make the difference between success and failure.

I am very honored to have this chance to serve all of you and given this opportunity. I feel extensive service and experience in the public sector, I will work effortlessly to make those endless possibilities become reality.



PALMDALE WATER DISTRICT
A CENTURY OF SERVICE

June 3, 2019

BOARD OF DIRECTORS

ROBERT E. ALVARADO
Division 1

DON WILSON
Division 2

GLORIA DIZMANG
Division 3

KATHY MAC LAREN
Division 4

VINCENT DINO
Division 5

Desert Water Agency
ATTN: Mr. Mark Krause
General Manager
PO Box 1710
Palm Springs, CA 92263-1710



RE: SUPPORT FOR CSDA SEAT "B" IN SOUTHERN NETWORK

Dear Mr. Krause:

Palmdale Water District is honored to nominate Dennis LaMoreaux to serve on the Southern Network Board of Directors for the California Special Districts Association (CSDA). We respectfully request your support and vote in the upcoming election for Dennis to represent you. Enclosed is his candidate statement explaining his background and extensive qualifications that are critical for the continued success of the CSDA Board.

Dennis fully understands the important role special districts play to efficiently and responsibly provide services for the people of California. He is fully committed to strengthening the understanding of our role and helping to ensure we remain viable in California. Dennis' dedication, loyalty, knowledge and work ethic have made him a stellar leader for Palmdale Water District. We are confident that he will be a true asset to the Southern Network Board with your support.

Very truly yours,


VINCENT DINO,
President


KATHY MAC LAREN,
Vice-President

Enclosure

cc: PWD Board of Directors

DENNIS D. LaMOREAUX
General Manager

ALESHIRE & WYNDER LLP
Attorneys



VOTE FOR DENNIS D. LaMOREAUX

CSDA SOUTHERN NETWORK

BOARD SEAT "B"

Fellow Southern Network CSDA Members,



PALMDALE WATER DISTRICT
A CENTURY OF SERVICE



Dennis D. LaMoreaux

I respectfully ask for your support to be the Seat "B" Board member for our area. I have worked with special districts in California for more than three decades and am confident that I have the skills, experience and commitment to be a strong proponent for our Network. There were several challenges and changes to special districts during my tenure. These include Little Hoover Commission reports, gaining representation on Local Agency Formation Commissions, and multiple efforts to better inform and educate State legislators. These challenges were handled successfully and made us stronger and more unified. My involvement with these matters will be helpful for both our Network and the entire Association as new issues arise.

My 30-plus years with special districts have been with Palmdale Water District and Rosamond Community Services District. Palmdale Water District celebrated 100 years of serving the community in 2018. It is a medium-sized water district with about 27,000 water service connections. It is a State Water Contractor that operates in an adjudicated groundwater basin and owns two surface water reservoirs and dams. Rosamond Community Services District was formed in 1966 to provide services in its area. It is a smaller district with 5,103 water and 4,738 sewer connections. It also operates streetlights and provides graffiti abatement. My experience in these different types of districts is valuable and gives a well-rounded background to understand and advocate for our Network.

The Southern Network has a large area and nearly 200 member agencies. I am fully committed to representing the entire Network as a board director. With your votes, I will be honored to work with current Southern Network Directors Arlene Schafer and Jo MacKenzie to make sure our needs are met and are well represented within the full CSDA Board.

Dennis D. LaMoreaux



STAFF REPORT TO DESERT WATER AGENCY BOARD OF DIRECTORS

JUNE 18, 2019

RE: REQUEST FOR ADOPTION OF RESOLUTION NOS. 1211 & 1212 ESTABLISHING RATES & FEES FOR DOMESTIC WATER SERVICE & SEWER SERVICE

After a comprehensive rate study process with financial expert NBS, the Board of Directors implemented water, sewer and recycled water rates effective on January 1, 2017. As part of the adoption of the multi-year rate plan developed by NBS and approved at the 2016 Prop 218 hearing, the Board decided to assess future rate adjustments close to the proposed implementation date.

July 1, 2019 is the next planned step within the rate plan. Given the agency's current financial needs, staff recommends implementing the increases as planned. Though the drought is officially over, water use levels have remained low and even further costs have been incurred due to increased source of supply expense and increased pipeline maintenance due to significant leaks.

Resolution No. 1211 Establishing Rates, Fees and Charges for Domestic Water Service

The resolution increases the volumetric rate for water from \$1.89 to \$2.08 per hundred cubic feet and updates the water service charges for domestic water customers in accordance with what NBS proposed in their final rate study report.

Meter size	Current	Proposed July 1, 2019
5/8"-3/4"	\$22.48	\$27.60
1"	\$22.48	\$27.60
1 1/2"	\$42.92	\$52.70
2"	\$67.44	\$82.82
3"	\$132.85	\$163.14
4"	\$206.43	\$253.50
6"	\$410.82	\$504.50
8"	\$656.08	\$805.69
10"	\$1,718.90	\$2,110.87
12"	\$2,168.56	\$2,663.06

Resolution No. 1211 also updates the drought rate surcharge. Though we are not currently in a drought, staff recommends keeping the surcharge up to date and in line with the current water rates, so that it is effective if needed. The drought rate surcharge would be implemented if later enacted by the Board of Directors in the case of extreme shortage. The baseline for the reduction is April 2015 to March 2016, which is a very low water use period. The Board would vote to enact the surcharge, which would only remain in place for six months unless increased or renewed by the Board. Staff will monitor consumption levels and revenues to alert the Board to consider action.

Additional use reduction required	Current per HCF	Proposed July 1, 2019
10%	\$0.12	\$0.14
20%	\$0.28	\$0.32
30%	\$0.48	\$0.55
40%	\$0.74	\$0.85
50%	\$1.11	\$1.28
60%	\$1.66	\$1.92

Resolution No. 1211 adjusts the zone charges necessary to cover the costs associated with pumping water to higher elevations. This charge applies to a small portion of Desert Water Agency customers. The zone charges are as follows:

ZONE	Current per HCF	Proposed July 1, 2019 per HCF
A	\$0.21	\$0.24
B	\$0.26	\$0.28
C	\$0.58	\$0.61
D	\$2.56	\$2.70

Resolution No. 1212 Establishing Rates, Fees and Charges for Sewer Service

In its multi-year rate plan, NBS also studied the sewer charges that DWA imposes on its customers in the Cathedral City and Palm Springs area. NBS determined that the charges being imposed are not sufficient to cover DWA's costs. In addition to the rate listed below, DWA also passes through the charges for conveyance and collection from either CVWD (Cathedral City) or City of Palm Springs (Palm Oasis and Dream Homes).

Sewer rate	Current	Proposed July 1, 2019
per EDU	\$5.74	\$5.94

Also listed in the proposed resolution are changes to CVWD and City of Palm Springs monthly pass-thru charges. There are no changes to Resolution No. 1168 Fees for recycled water customers.

Staff recommends that the Board of Directors adopt Resolution No. 1211 for domestic water rates, fees and charges and Resolution No. 1212 for sewer rates, fees and charges.

RESOLUTION NO. 1211

A RESOLUTION OF THE BOARD OF DIRECTORS OF DESERT WATER AGENCY ESTABLISHING RATES, FEES & CHARGES FOR DOMESTIC WATER SERVICE, BACKUP FACILITY, SUPPLEMENTAL IMPORTED WATER CAPACITY AND SERVICE CONNECTION CHARGES

WHEREAS, by previous action this Board has approved various rates, fees and charges for water service, as provided by law; and

WHEREAS, it is appropriate at this time to revise the Agency's Rates, Fees & Charges for Domestic Water Service, while restating all other rates, fees and charges which remain unchanged; and

NOW, THEREFORE, BE IT RESOLVED by the Board of Directors of Desert Water Agency that the Agency's rates, fees and charges for water service shall be as follows:

1. Backup Facility Charges. Every applicant for a regular service connection shall, in addition to other charges, pay a Backup Facility Charge based on the size and location of the applicant's service and meter connection as follows:

SNOW CREEK VILLAGE ZONE (Zone 1)

<u>Meter</u>	<u>Charge</u>
5/8 x 3/4 inch	\$2,082
1 inch	\$5,207
1-1/2 inch	\$10,414
2 inch	\$16,662

PALM OASIS ZONE (Zone 2)

<u>Meter</u>	<u>Charge</u>
5/8 x 3/4 inch	\$1,493
1 inch	\$3,734
1-1/2 inch	\$7,468
2 inch	\$11,948

Backup Facility Charges (Cont.)

BASE ZONE (Zone 3)

<u>Meter</u>	<u>Charge</u>
5/8 x 3/4 inch	\$2,470
1 inch	\$6,175
1-1/2 inch	\$12,350
2 inch	\$19,760

CHINO ZONE (Zone 4)

<u>Meter</u>	<u>Charge</u>
5/8 x 3/4 inch	\$3,026
1 inch	\$7,565
1-1/2 inch	\$15,130
2 inch	\$24,208

CHINO "A" ZONE (Zone 5)

<u>Meter</u>	<u>Charge</u>
5/8 x 3/4 inch	\$3,679
1 inch	\$9,198
1-1/2 inch	\$18,396
2 inch	\$29,433

CHINO "B" ZONE (Zone 6)

<u>Meter</u>	<u>Charge</u>
5/8 x 3/4 inch	\$3,276
1 inch	\$8,190
1-1/2 inch	\$16,380
2 inch	\$26,208

Backup Facility Charges (Cont.)

ACANTO ZONE (Zone 7)

<u>Meter</u>	<u>Charge</u>
5/8 x 3/4 inch	\$4,108
1 inch	\$10,271
1-1/2 inch	\$20,542
2 inch	\$32,867

SOUTHRIDGE “A” ZONE (Zone 8)

<u>Meter</u>	<u>Charge</u>
5/8 x 3/4 inch	\$4,390
1 inch	\$10,977
1-1/2 inch	\$21,954
2 inch	\$35,126

SOUTHRIDGE “B” ZONE (Zone 9)

<u>Meter</u>	<u>Charge</u>
5/8 x 3/4 inch	\$2,320
1 inch	\$5,800
1-1/2 inch	\$11,600
2 inch	\$18,560

EAST ZONE (Zone 10)

<u>Meter</u>	<u>Charge</u>
5/8 x 3/4 inch	\$2,357
1 inch	\$5,893
1-1/2 inch	\$11,786
2 inch	\$18,857

Backup Facility Charges (Cont.)

EAST "A" ZONE (Zone 11)

<u>Meter</u>	<u>Charge</u>
5/8 x 3/4 inch	\$2,541
1 inch	\$6,354
1-1/2 inch	\$12,708
2 inch	\$20,332

EAST "B" ZONE (Zone 12)

<u>Meter</u>	<u>Charge</u>
5/8 x 3/4 inch	\$3,030
1 inch	\$7,575
1-1/2 inch	\$15,150
2 inch	\$24,240

2. Supplemental Imported Water Capacity Charges. Every applicant for a regular service connection shall, in addition to other charges, pay a Supplemental Imported Water Capacity Charge based on the size of the applicant's service and meter connection as follows:

<u>Meter Size</u>	
<u>Residential</u>	<u>Charge</u>
5/8 x 3/4 inch	\$1,370.00
1 inch	\$2,250.00
1-1/2 inch	\$4,440.00
2 inch	\$10,960.00
3 inch	\$72,070.00
<u>Commercial</u>	<u>Charge</u>
5/8 x 3/4 inch	\$1,250.00
1 inch	\$2,740.00
1-1/2 inch	\$8,830.00
2 inch	\$15,090.00
3 inch	\$21,350.00
6 inch	\$677,430.00
<u>Irrigation</u>	<u>Charge</u>
5/8 x 3/4 inch	\$1,720.00
1 inch	\$6,530.00
1-1/2 inch	\$25,210.00
2 inch	\$23,970.00

3. Backup Facility Charges and Supplemental Imported Water Capacity Charges for Increased Service. A Backup Facility Charge and a Supplemental Imported Water Capacity Charge shall be required for all existing regular service connections for which increased capacity is requested and larger service connections and meters are installed. Said charges shall apply to the difference in service capacity between the new meter and service, and the meter and service which is being replaced.

4. Exemption. The Backup Facility Charge shall apply to all applications for regular service, regardless of the type of use, but shall not apply to applications for temporary service. The Backup Facility Charge may be exempted, or partially exempted for private commercial fire protection service, and where certain water supply, storage, treatment and transmission facilities are required of an applicant. The exemption will be determined by the Agency, whose decision will be final.
5. Accounting of Funds. All revenues collected from backup facility charges shall be deposited with other such fees in a separate capital facilities account or fund in a manner to avoid any commingling of the charges with other revenues and funds of the Agency, except for temporary investments, and such revenues may be expended solely for the purpose for which the backup facility charges are collected. Any interest income earned by moneys in said account or fund shall also be deposited in that account or fund and may be expended only for the purpose for which the backup facility charges are imposed. The Agency shall make findings once each fiscal year with respect to any portion of the backup facility charges remaining unexpended or uncommitted in the account five or more years after deposit of the charges. The findings shall identify the purpose to which the backup facility charges are to be put, and will demonstrate a reasonable relationship between the charges and the purpose for which the charges were imposed.
6. Meter Installation Charge. The charge for meter installation shall be as follows:

<u>Size</u>	<u>Charge</u>
5/8 x 3/4 inch	\$255.00
1 inch	\$355.00
1-1/2 inch	\$530.00
2 inch	\$705.00

7. Customer Control Valve Charge. The customer control valve charge shall be as follows:

<u>Size</u>	<u>Charge</u>
1 inch	\$360.00
1-1/2 inch	\$370.00
2 inch	\$435.00

8. Service Connection Charge. The charge for service connection shall be as follows:

	<u>Size</u>	<u>Charge</u>
a.)	1 inch	\$1,800.00
	2 inch	\$3,230.00
b.)	Payment Patch	\$1,380.00
	Concrete Patch	\$664.00

9. Connection Charge. A charge for all new connections based on the front footage served thereby shall be levied and collected at the rate of \$70.00 per lineal foot of frontage, or the actual rate in accordance with a valid main extension refund agreement, whichever is greater.

10. Meter Test Deposit. The required deposit for testing a water meter shall be as follows:

<u>Size</u>	<u>Charge</u>
5/8 & 3/4 inch to 2 inches	\$70.00
3 inch or larger	\$140.00

11. Plan Check Fees. The plan check fees for Agency installed water facilities with no mains shall be \$140. For developer installed facilities with mains, the fee shall be \$140, plus \$0.10 per lineal foot of main installed. There is no charge for single residences not falling within the above categories.

12. Design Review Fees. Fees charged for design review for water facilities shall be as follows:

a.) Agency Engineering Department	\$140.00 per hour
b.) Engineering Consultants	Actual cost plus 15%
c.) Legal Consultants	Actual cost plus 15%

13. Temporary Service Connection Charge. The following deposits and charges shall be imposed for a temporary service connection:

a.) <u>Deposits</u>	
Meter	\$964.00
Backflow Device	<u>\$500.00</u>
Total	\$1,464.00
b.) <u>Meter Installation Charges</u>	
Meter	\$70.00
Backflow Device	<u>\$70.00</u>
Total	\$140.00
c.) <u>Meter Relocation Charges</u>	
Each Occurrence	\$70.00

14. Restoration of Service. The charge for service restored on Agency's normal working days and during normal working hours will be \$70. The charge for service restored other than that on Agency's normal working days and after normal working hours will be \$150. To have service restored the same day, during working hours, payment must be received between 8:00 a.m. and 4:00 p.m. Payments received after 4:00 p.m. will be at the after-hours rate for restoration of service the same day.

If service is discontinued or turned off by customer request for any reason, other than repairs, the restoration charges will be enforced if restoration of service is requested within 90 days of the initial request of discontinuance.

15. Backflow Protection Device Installation Charges. The following charges shall be imposed for the installation of a backflow protection device:

a.)	<u>Double Check Device</u>	
	<u>Size</u>	<u>Charge</u>
	3/4 inch	\$647.00
	1 inch	\$812.00
	1-1/2 inch	\$1,480.00
	2 inch	\$1,870.00
b.)	<u>Reduced Pressure Principal Device Assemblies</u>	
	<u>Size</u>	<u>Charge</u>
	3/4 inch	\$843.00
	1 inch	\$1,005.00
	1-1/2 inch	\$1,689.00
	2 inch	\$2,053.00
c.)	<u>Double Check Device with Fire Service Outlet</u>	
	<u>Size</u>	<u>Charge</u>
	1 inch	\$1,000.00
	1-1/2 inch	\$1,668.00
	2 inch	\$2,149.00
d.)	<u>Reduced Pressure Device with Fire Service Outlet</u>	
	<u>Size</u>	<u>Charge</u>
	1 inch	\$1,193.00
	1-1/2 inch	\$1,877.00
	2 inch	\$2,333.00

16. Metered Service Charge. Service charges for water service include a monthly service charge, a quantitative rate charge, and a zone charge if applicable, as follows:

a.) Monthly Service Charge

<u>Size</u>	<u>Charge</u>
5/8 x 3/4 inch	\$27.60
1 inch	\$27.60
1-1/2 inch	\$52.70
2 inch	\$82.82
3 inch	\$163.14
4 inch	\$253.50
6 inch	\$504.50
8 inch	\$805.69
10 inch	\$2,110.87
12 inch	\$2,663.06

b.) Quantitative Rate Charge

The base rate charge for all metered and unmetered water used for all purposes other than through temporary service facilities shall be \$2.08 per 100 cubic feet.

c.) Temporary Service Quantitative Rate Charge

The base rate charged for all metered and unmetered water used for construction and temporary service shall be \$1,03.48 (\$2.37 per 100 cubic feet) per acre foot.

d.) Zone Charges

<u>Zone</u>	<u>Charge per 100 Cubic Feet</u>
"Base"	\$0.00
"A"	\$0.24
"B"	\$0.28
"C"	\$0.61
"D" (Tramway)	\$2.70

Metered Service Charge. (Cont.)

e.) Drought Rate Surcharge

The surcharge is in addition to the Quantitative Rate Charge. It may be applied in times of mandatory restrictions or extreme water supply shortage.

<u>Use Reduction Required</u>	<u>Addition to Quantitative Rate Charge</u>
10%	\$0.14
20%	\$0.32
30%	\$0.55
40%	\$0.85
50%	\$1.28
60%	\$1.92

17. Private Fire Protection Monthly Service Charges. The monthly service charge for private fire protection shall be as follows:

<u>Service Size</u>	<u>Charge</u>
2 inch	\$7.99
4inch	\$26.48
6 inch	\$57.31
8 inch	\$98.42
10 inch	\$153.23

18. Backflow Protection Device Repair Charge. The monthly charge for backflow protection device repair shall be as follows:

<u>Size</u>	<u>Charge</u>
3/4 inch	\$3.00
1 inch	3.50
1-1/4 inch	3.50
1-1/2 inch	3.50
2 inch	3.50
2-1/2 inch	3.50
3 inch	3.50
4 inch	5.80
6 inch	5.80
8 inch	7.00
10 x 12 inch	7.00

Metered Service Charge. (Cont.)

19. Construction and Temporary Service Monthly Charges. The construction and temporary service monthly charge shall include the following and be set as follows:

- a. Monthly Service Charges
To be in accordance with Item 16-a of this Resolution
- b. Quantitative Charges
To be in accordance with Item 16-c of this Resolution
- c. Zone Pumping Charges
To be in accordance with Item 16-d of this Resolution
- d. Backflow Protection Device Charge: \$34.15

20. Deposit to Establish Credit. The minimum deposit to establish credit will be two (2) times the average monthly bill. If this cannot be determined, the minimum deposit shall be as follows:

<u>Size</u>	<u>Deposit</u>
5/8 x 3/4 inch	\$ 100.00
1 inch	100.00
1-1/2 inch	150.00
2 inch	200.00

21. Development Review. A charge for Agency provided Administrative Services shall be collected at the rate of \$140 for each of the following:

- a.) Will Serve Letter
- b.) Development Bond Amount
- Letter c.) Response to Initial Study

Metered Service Charge. (Cont.)

22. Water Quality Sampling. The charge for Agency collection and analysis of development bacteriological samples shall be at the rate of \$75.00 per sample.
23. Account Establishment Fee Charge. An administrative charge for Agency services to establish account in the new owner's name shall be \$30.00 per account.
24. Late Fee. An administrative late fee charge of \$25.00 per account will be assessed on accounts that are delinquent (30 days past due).
25. Effective Date: The charges set forth herein shall become effective on July 1, 2019 and as of that date shall replace the charges set forth in Resolution No. 1192.

ADOPTED this 18th day of June 2019.

Joseph K. Stuart, President

ATTEST:

Craig Ewing, Secretary-Treasurer

RESOLUTION NO. 1212

RESOLUTION OF THE BOARD OF DIRECTORS OF DESERT WATER AGENCY ESTABLISHING RATES, FEES AND CHARGES FOR SEWER SERVICE

WHEREAS, by previous action this Board has approved various rates, fees and charges for sewer service, as provided by law; and

WHEREAS, it is appropriate at this time to revise the Agency's monthly charge for sewer service, while restating all other rates, fees and charges which remain unchanged; and

WHEREAS, on December 15, 2016, this Board conducted a majority protest hearing for the proposed revision of the Agency's monthly charge for sewer service, over the next subsequent five years, as required by law, and has determined that a majority protest does not exist; and

WHEREAS, in addition to the Agency's charges for sewer services, charges imposed by Coachella Valley Water District (CVWD) must also be collected by the Agency, as CVWD's collection agent, for sewer service and treatment in Cathedral City; and

WHEREAS, in addition to the charges collected for CVWD in the Cathedral City area, the Agency has also entered into an agreement with the City of Palm Springs (City) to provide wastewater treatment and disposal service to the Agency's customers receiving sewage collection service from the Agency in the Dream Homes and Palm Oasis areas; and

WHEREAS, said agreement requires the Agency to collect from those customers the City's sewer capacity and customer service charges for wastewater treatment and disposal provided by the City, in addition to collecting the Agency's charges for sewer services; and

WHEREAS, this resolution reflects the current CVWD and adjusted City rates for sewage treatment and disposal services, which are subject to change by those entities, while adjusting the Agency's monthly sewer service charge and restating other Agency charges already in effect;

NOW, THEREFORE, be it resolved by the Board of Directors of Desert Water Agency that the rates, fees and charges assessed by the Agency for sewer services by the Agency shall be, and that those currently charged by CVWD and the City for sewer service within the Agency's sewer service areas are, as follows:

1. Capacity Charges

	<u>CVWD Treatment</u> Cathedral City (Effective 07/01/14)	<u>City Treatment</u> Palm Oasis / Dream Homes (Effective 07/01/15)
A.) Residential (including single family, apartments, condos and mobile home park spaces (1 EDU=1 Unit or Space)	1. Total Charge: \$5,240.00 per EDU a. \$4,190.00/EDU (CVWD) b. \$1,050.00/EDU (DWA)	2. Charge: \$ 3,000.00/Unit/Space a. \$3,000.00/Unit/Space (CPS)
B.) Commercial, Industrial, Institutional	1. Total Charge: \$5,240.00 per EDU a. \$4,190.00/EDU (CVWD) b. \$1,050.00/EDU (DWA)	2. Charge: \$306.00/FU (Fixture Unit) a. \$306.00/FU (CPS)
C.) Hotel /Motel (1/2 EDU = 1 Room)	1. Total Charge: \$5,240.00 per EDU a. \$4,190.00/EDU (CVWD) b. \$1,050.00/EDU (DWA)	2. Charge: \$1,500.00/Room (with kitchen) a. \$1,500.00/Room (CPS) 3. Charge: \$1,290.00/Room (without kitchen) a. \$1,290.00/Room (CPS)
D.) R.V. Park (1/2 EDU = 1Space)	1. Total Charge: \$5,240.00 per EDU a. \$4,190.00/EDU (CVWD) b. \$1,050.00/EDU (DWA)	2. Charge: \$2,340.00/Space a. \$2,340.00/Space (CPS)

2. Accounting of Funds. All revenues collected from capacity charges shall be deposited with other such fees in a separate capital facilities account or fund in a manner to avoid any commingling of the charges with other revenues and funds of the Agency, except for the temporary investments, and such revenues may be expended solely for the purpose for

which the capacity charges are collected. Any interest income earned by moneys in said account or fund shall also be deposited in that account or fund and may be expended only for the purpose for which the capacity charges are imposed. The Agency shall make findings once each fiscal year with respect to any portion of the capacity charges remaining unexpended or uncommitted in the account five or more years after deposit of the charges. The findings shall identify the purpose to which the capacity charges are to be put, and will demonstrate a reasonable relationship between the charges and the purpose for which the charges were imposed.

3. Connection Fee.

a.) Single Family Residence - \$1,700

b.) Other than Single Family Residence:

A charge for all new connections based on the front footage served thereby shall be levied and collected at the rate of \$70 per lineal foot of frontage, or the actual rate in accordance with a valid main extension refund agreement, whichever is greater.

4. Plan Check Fees.

a.) Existing Main Available (lateral installation only)

1) Single Family Residence (1-4" Lateral) - no fee

2) Single Family Residence (other than above) and all other types of development - \$140

b.) The Plan Check fee for Agency-installed sewer facilities with no mains shall be \$140. For developer-installed facilities with mains, the fee shall be \$140 plus \$0.10 per lineal foot of main installed.

5. Design Review Fees.

a.) Desert Water Agency Engineering Department - \$140/Hour

b.) Engineering Consultants - Actual Cost plus 15%

c.) Legal Consultants - Actual Cost plus 15%

6. Monthly Service Charges

	<u>CVWD Treatment</u> Cathedral City (Effective 07/01/19)	<u>City Treatment</u> Palm Oasis / Dream Homes (Effective 07/01/19)
A. Residential		
Single Family, Condo (1 EDU = 1 Unit)	1. Total Charge: \$28.98/EDU a. \$23.04/EDU (CVWD) b. \$5.94/EDU (DWA) Rate (1)	2. Total Charge: \$28.94/Unit a. \$23.00/Unit (CPS) b. \$5.94/Unit (DWA) Rate (5)
Mobile Home Park (1 EDU = 1 Space)	1. Total Charge: \$28.98/EDU a. \$23.04/EDU (CVWD) b. \$5.94/EDU (DWA) Rate (1)	2. Total Charge: \$28.94/Space plus \$2.18/FU a. \$23.00/Space (CPS) b. \$5.94/Space (DWA) c. \$2.28/FU (CPS) Rate (6)
Apartments (1 EDU = 1 Unit)	1. Total Charge: \$28.98/EDU a. \$23.04/EDU (CVWD) b. \$5.94/EDU (DWA) Rate (4)	2. Total Charge: \$28.94/Unit a. \$23.00/Unit (CPS) b. \$5.94/Unit (DWA) Rate (7)
B. Hotel / Motel (1/2 EDU = 1 Room)	1. Total Charge: \$28.98/EDU a. \$23.04/EDU (CVWD) b. \$5.94/EDU (DWA) Rate (4)	N/A
C. R.V. Park (1/2 EDU = 1 Space)	1. Total Charge: \$28.98/EDU a. \$23.04/EDU (CVWD) b. \$5.94/EDU (DWA) Rate (4)	N/A

6. Monthly Service Charges (Cont.)

	<u>CVWD Treatment</u> Cathedral City (Effective 07/01/19)	<u>City Treatment</u> Palm Oasis / Dream Homes (Effective 07/01/19)
D. Commercial, Industrial, or Institutional (Other than schools)	1. Total Charge: \$28.98/EDU a. \$23.04/EDU (CVWD) b. \$5.94/EDU (DWA) Rate (4)	2. Total Charge: \$2.28/FU (Minimum \$23.00) plus \$5.94/EDU a. \$2.28/FU (CPS) (minimum \$23.00) b. \$5.94/EDU (DWA) Rate (8)
E. Schools and Colleges Kindergarten Elementary Schools & Colleges	1. Total Charge: \$28.98/EDU a. \$23.04/EDU (CVWD) b. \$5.94/EDU (DWA) Rate (3)	2. (See Commercial) Rate (8)
All Other Schools	1. Total Charge: \$28.98/EDU a. \$23.04/EDU (CVWD) b. \$5.94/EDU (DWA) Rate (2)	N/A
*The number of students to be used in calculating the monthly sewer charges shall be based on the previous year's average monthly attendance.		
F. Interceptor/Separator Surcharge	\$14.00 Rate (4)	N/A

7. Sewer Lateral Inspection. The charge for inspection of all new sewer laterals installed on existing mains shall be \$140 per lateral.

8. Development Review. A charge for Agency provided Administrative Services shall be collected at the rate of \$140 for each of the following:

- a.) Will Serve Letter
- b.) Development Bond Amount Letter
- c.) Response to Initial Study

9. Effective Date: The charges set forth herein shall become effective July 1, 2019 and as of that date this Resolution shall replace Resolution No. 1189.

ADOPTED this 18th day of June 2019.

Joseph K. Stuart, President

ATTEST:

Craig Ewing, Secretary-Treasurer

**STAFF REPORT
TO
DESERT WATER AGENCY
BOARD OF DIRECTORS**

JUNE 18, 2019

**RE: REQUEST ADOPTION OF RESOLUTION NO. 1213
ESTABLISHING TAX RATE FOR FISCAL YEAR 2019-2020**

Attached for the Board's review is a copy of Resolution No.1213 which certifies to the Riverside County Board of Supervisors the Desert Water Agency tax rate for the 2019-2020 Fiscal Year. The taxes collected are used to meet our financial contractual obligations relating to the State Water Project.

Resolution No. 1213 has been reviewed by our attorney, and through the adoption of this resolution, the Desert Water Agency Board of Directors will fix the tax rate of \$0.10 per \$100 of assessed valuation, as adopted in the 2019-2020 General Fund Budget (Same tax rate as 2018-2019). The resolution further directs the County Board of Supervisors to levy such tax rate for the 2019-2020 Fiscal Year on all taxable property within the Agency boundaries.

Staff requests the Board adopt Resolution No. 1213 establishing the tax rate for the 2019-2020 Fiscal Year of \$0.10 per \$100 of assessed valuation. Following adoption of this resolution, Staff will submit a copy to the County Board of Supervisors to be included on their upcoming agenda for adoption.

RESOLUTION NO. 1213

A RESOLUTION OF THE BOARD OF DIRECTORS OF THE DESERT WATER AGENCY DETERMINING, CERTIFYING, AND DIRECTING 2019-2020 LEVIES PURSUANT TO SECTION 27 OF THE AGENCY ACT AS AMENDED

WHEREAS, Section 27 of the Agency's enabling act provides that the Board of Directors shall determine the amounts of money necessary to be raised by taxation during the fiscal year, and shall fix the rate or rates to be levied which will raise the amounts of money required by the Agency, and within a reasonable time previous to the time when the Board of Supervisors of Riverside County is required by law to fix its tax rate, the Board of Directors shall certify to the Board of Supervisors the rates so fixed and shall furnish a statement in writing containing: (a) an estimate of the minimum amount of money required to be raised by taxation for the payment of principal and interest on any bonded debt of the Agency; and (b) an estimate of the minimum amount of money to be raised by taxation for all other purposes of the Agency; and

WHEREAS, these general provisions of law have been amended in part by the statutes enacted in response to the passage of Proposition 13 in June, 1978, (Article XIII A of the California Constitution); and

WHEREAS, Section 93(a) of the Revenue and Taxation Code limits the ability of the Agency to levy ad valorem property taxes, except for that amount which is equal to the amount needed to make annual payments for the interest and principal on general obligation bonds or other indebtedness approved by the voters prior to July 1, 1978; and

WHEREAS, Section 93(b) of the Revenue and Taxation Code further provides that for other purposes of local government, the County shall levy an ad valorem property tax equal to \$1.00 per \$100 of assessed valuation, and the revenues from such tax are to be distributed to local agencies in accordance with the provisions of Sections 95 et seq. of the Revenue and Taxation Code; and

WHEREAS, this Agency has a contractual obligation to make annual payments to the State of California pursuant to its Water Supply Contract dated October 17, 1962; and

WHEREAS, such contractual obligation constitutes indebtedness approved by the voters of the State prior to July 1, 1978 within the meaning of Article XIII A of the California Constitution and Section 93(a) of the Revenue and Taxation Code; and

WHEREAS, this Agency has been advised by the Assessor of Riverside County that the assessed valuation of the property within the Agency for the fiscal year 2019-2020 is \$16,479,763,848.

NOW, THEREFORE, BE IT RESOLVED by the Board of Directors of the Desert Water Agency as follows:

1. The Board does hereby determine that the minimum amount necessary to be raised by taxation during the fiscal year 2019-2020 for payment of indebtedness to the State of California pursuant to the Water Supply Contract of the Agency, dated October 17, 1962, is \$16,075,800 and does hereby fix a tax rate of \$0.10 per \$100 of assessed valuation upon all taxable property within the Agency, which will raise such required sum.

2. The Board does hereby certify to the Board of Supervisors of Riverside County that for the Fiscal Year 2019-2020 it has fixed the tax rate of \$0.10 per \$100 of assessed valuation for payments due under its State Water Contract, and does hereby direct that such Board of Supervisors, at the time and in the manner required by law for levying of taxes as may be levied by the Board of Supervisors, shall levy such tax rate for the fiscal year 2019-2020 upon all taxable property within the Agency.

3. The determination of the amount necessary to be raised by taxation which is set forth in Paragraph 1 of this resolution shall constitute the statement in writing required to be filed with the Board of Supervisors pursuant to Section 27 of the Agency's enabling act. The tax rate set herein is fixed pursuant to such Section 27, and Section 93(a) of the Revenue and Taxation Code, and shall be in addition to the allocation of the general tax levy distributed to this Agency pursuant to Section 93(b) of the Revenue and Taxation Code.

4. In meeting the obligations due under its State Water Contract, the Agency relies first and to the extent feasible upon replenishment assessments and revenues derived from rates and charges for the delivery of water and for the replenishment of groundwater supplies, and other non-tax sources of funds. However, the Board does hereby find and determine that such revenues are and will be insufficient to meet the payments due under the State Water Contract

during the fiscal year 2019-2020, and that it is necessary to levy the tax rate fixed herein in order to make such payments. This tax rate does not constitute an increase or a decrease in the Agency's reliance upon water rates or other charges in order to make its required payments to the State.

5. A certified copy of this Resolution shall be filed with the Board of Supervisors of Riverside County, and the office of Auditor-Controller of Riverside County, forthwith.

ADOPTED this 18th day of June 2019.

Joseph K. Stuart, President

ATTEST:

Craig Ewing, Secretary-Treasurer

**STAFF REPORT
TO
DESERT WATER AGENCY
BOARD OF DIRECTORS**

JUNE 18, 2019

**RE: REQUEST ADOPTION OF FISCAL YEAR 2019/2020 OPERATING,
GENERAL AND WASTEWATER BUDGETS**

Attached for your review is the final draft of the proposed Operating, General and Wastewater Fund Budgets for Fiscal Year 2019/2020.

After the June 4 Draft Budget presentations, the following adjustments were made:

General Fund:

- State Water Project capital and expense
- Appraisals & Consultants expense

Operating Fund:

- Water and Power Sale revenues
- Engineering expense
- Customer Records & Collection expense
- Landscape maintenance contract expense

Reserves in the General and Operating Fund were also adjusted to accommodate the revisions.

Staff is available to answer any questions the Board may have with regard to the budgets, and requests adoption of the budgets for Fiscal Year 2019/2020.

May 30, 2019

MEMORANDUM

TO: GENERAL MANAGER AND BOARD OF DIRECTORS
OF DESERT WATER AGENCY

FROM: BEST BEST & KRIEGER LLP

RE: MAY 16, 2019 MEETING OF THE BOARD OF DIRECTORS OF THE STATE
WATER CONTRACTORS

The May 16, 2019 meeting of the Board of Directors of the State Water Contractors (SWC), was conducted at the Tsakopoulos Library Galleria in downtown Sacramento.

1. Annual Membership Meeting. The meeting began with the SWC annual membership meeting. This included the election of the Board of Directors. Tom McCarthy from Mojave Water Agency and Doug Headrick from San Bernardino Valley MWD were unanimously elected to represent Class 8. The meeting concluded with an overview of the SWC's FY 2018-19 Accomplishments and FY 2019-20 Objectives. Noteworthy accomplishments included continued development of the SWC science program. SWC hired a full-time science director and assumed responsibility for fourteen contracts previously administered by State and Federal Contractors Water Agency. For the objectives, the Board approved the draft objectives, which had been previously reviewed at a prior Board meeting.

2. Closed Session. The meeting began with a closed session discussion of pending litigation involving the pending contract extension and other items. A discussion of these items should not be shared in a memo made available to the public, as it includes discussion of litigation strategies and assessment of legal position.

3. Board Elections. Matt Stone from Santa Clarita Valley Water Agency will serve as Board President. Valerie Pryor from Zone 7 and Curtis Creel from Kern County Water Agency will serve as Vice-President and Secretary, respectively.

4. Final Budget. SWC staff provided a draft budget for FY 2019-20 for Board consideration. In part, this included a decision regarding the level of reserves in the Bay-Delta and Delta Conveyance Funds. Higher reserves were proposed as an option given anticipated increases in costs from these funds in future years. Ultimately, the Board approved a \$8.45 million budget. A \$130,000 reserve will be added to the Bay-Delta Fund. The reserve in the Delta Conveyance Fund will be increased to \$2.85 million. There will be no planned second dues collection with a 10% carryover.

5. Action Items. The Board of Directors approved one action item:

- CAMT Studies. The Board authorized staff to enter into agreements to fund Collaborative Adaptive Management Team (CAMT) studies with a number of consultants and researchers. These studies will evaluate factors affecting fish entrainment, modeling on factors for occupancy and abundance of Delta smelt related to fall outflow, modeling for Delta salmon rearing habitat, and implementation of the CAMT Delta smelt science plan. The total amount authorized will not exceed \$180,430.

6. Water Operations Report. Molly White from DWR provided a report on SWP water operations, which remain in great shape. Precipitation from the Northern Sierras is at 127% of normal for this time of year. The San Joaquin station is at 118% of normal, and the Tulare Basin is 120% of normal. Snowpack numbers are similarly positive with the Northern area at 130% of average for this date, 133% for the Central area and 120% for the Southern area. These numbers predated the most recent round of storms.

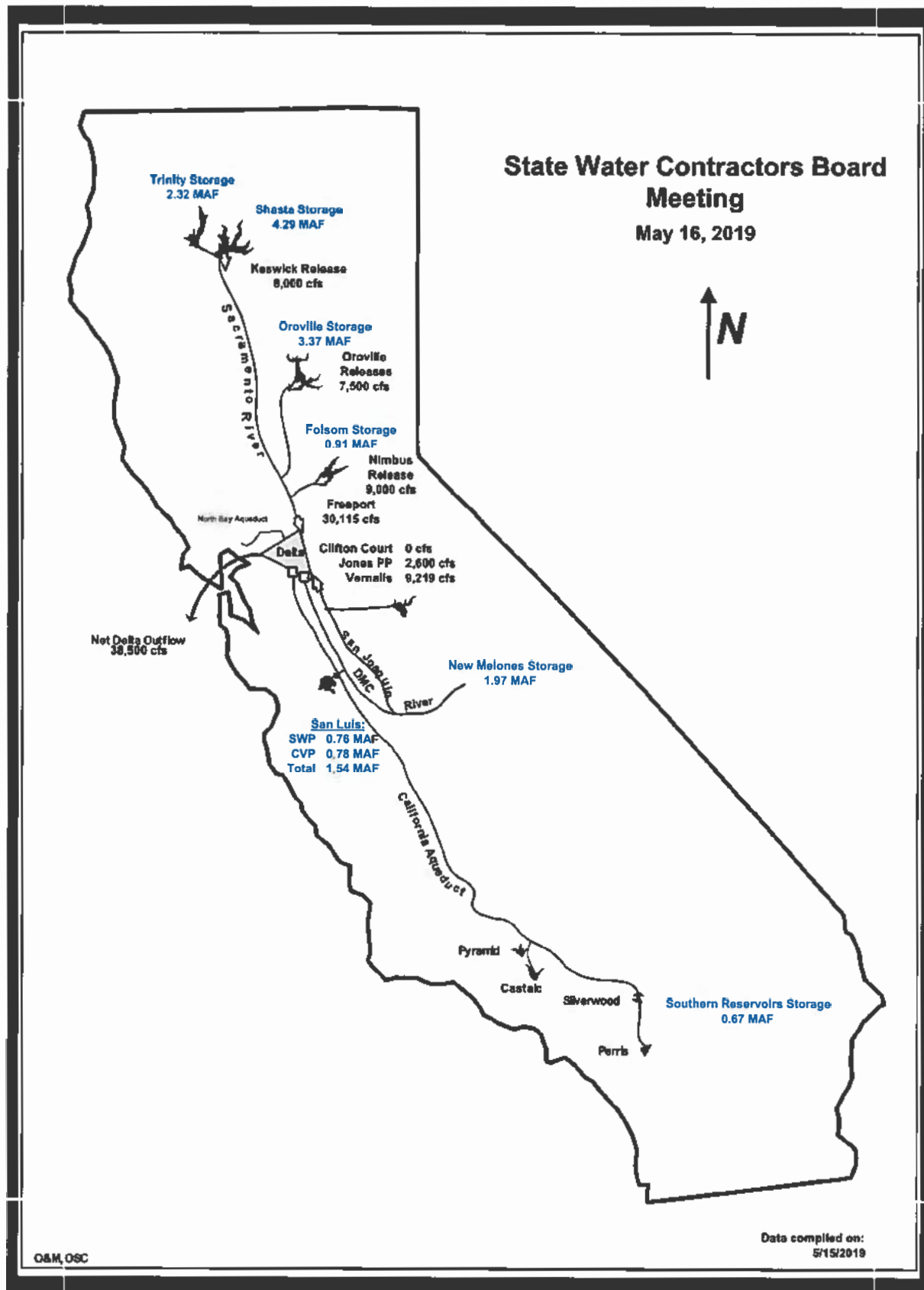
Storage remains strong. Reservoir levels are at or above their historical averages for this time of year. For example, Lake Oroville is at 95% of capacity (115% of historical average). Lake Perris is at 84% of capacity (100% of historical average). San Luis is slightly below average at 75% of capacity (89% of historical average).

7. General Manager's Report.

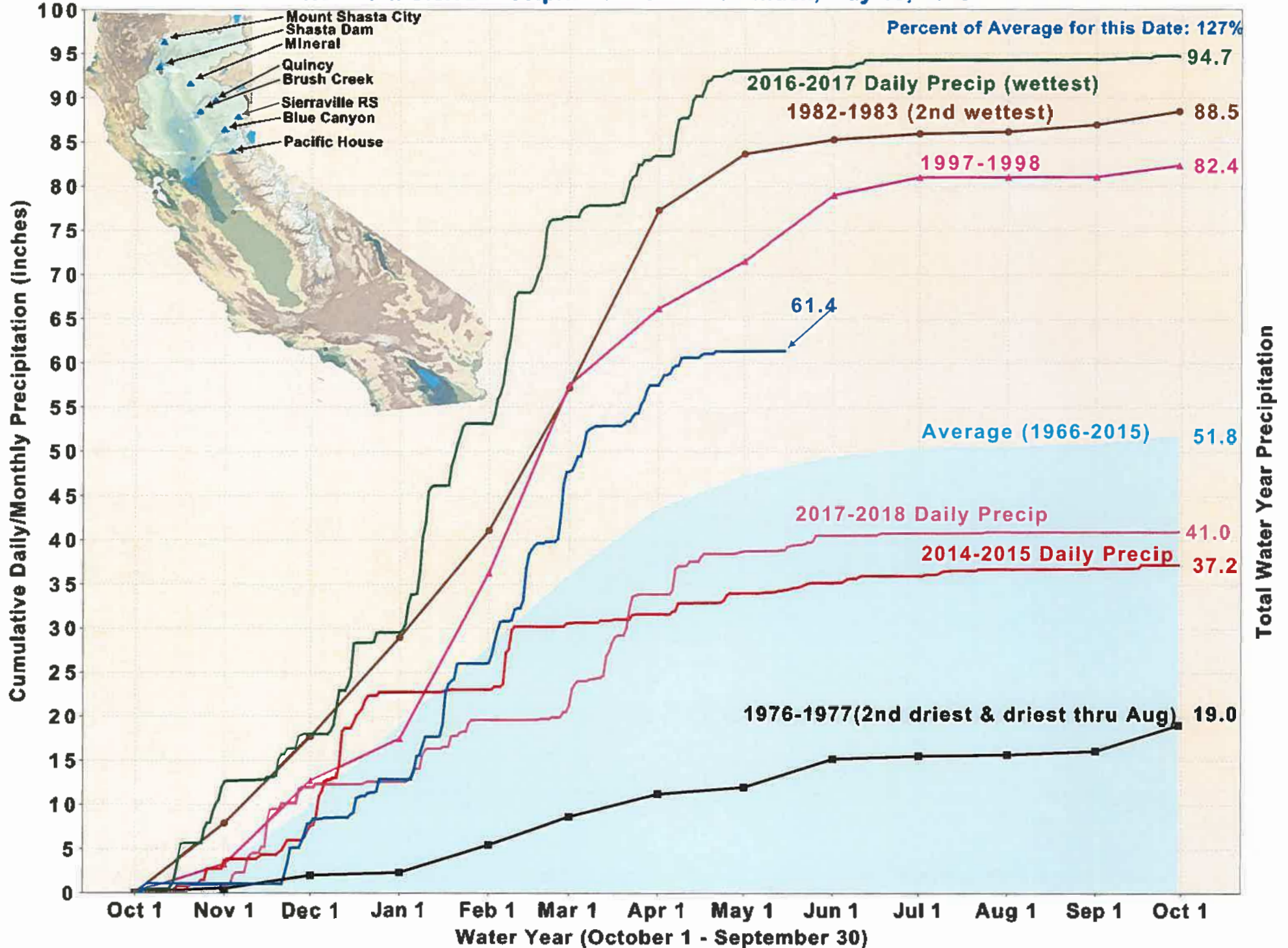
General Manager Jennifer Pierre provided an update on various matters. DWR will be re-advertising its Chief Financial Manager position for the SWP. Interested candidates are encouraged to apply. Ms. Pierre also notified the Board that some outreach items, including

a planned video that had been approved at a prior meeting, did not move forward. The production timeline was too short. Lastly, Ms. Pierre discussed the importance of identifying a long-term funding source for CAMT. There was some discussion that individual Contractors may wish to contribute funds beyond those through SWC given the importance of the CAMT work on Delta issues.

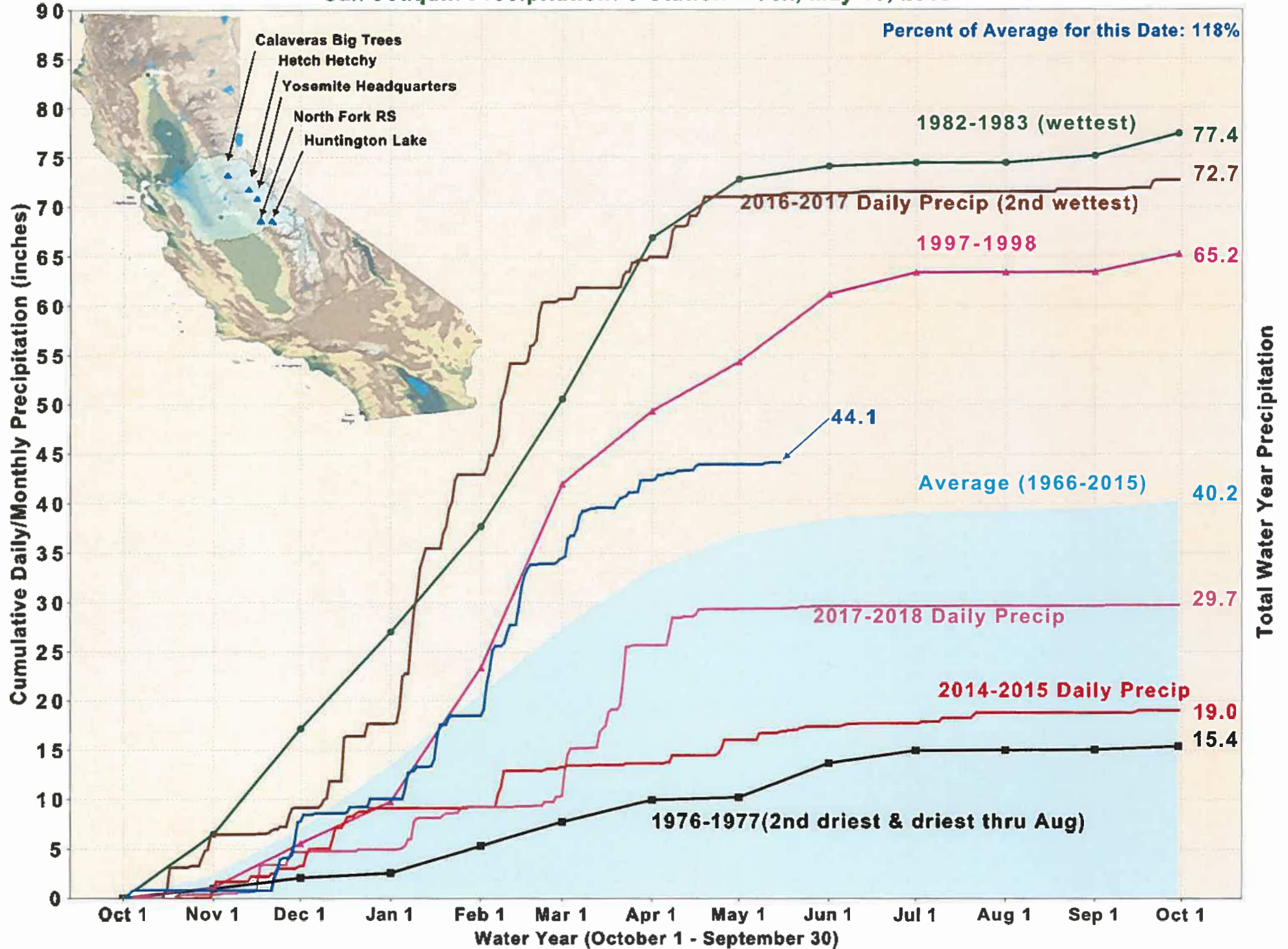
JOSH NELSON



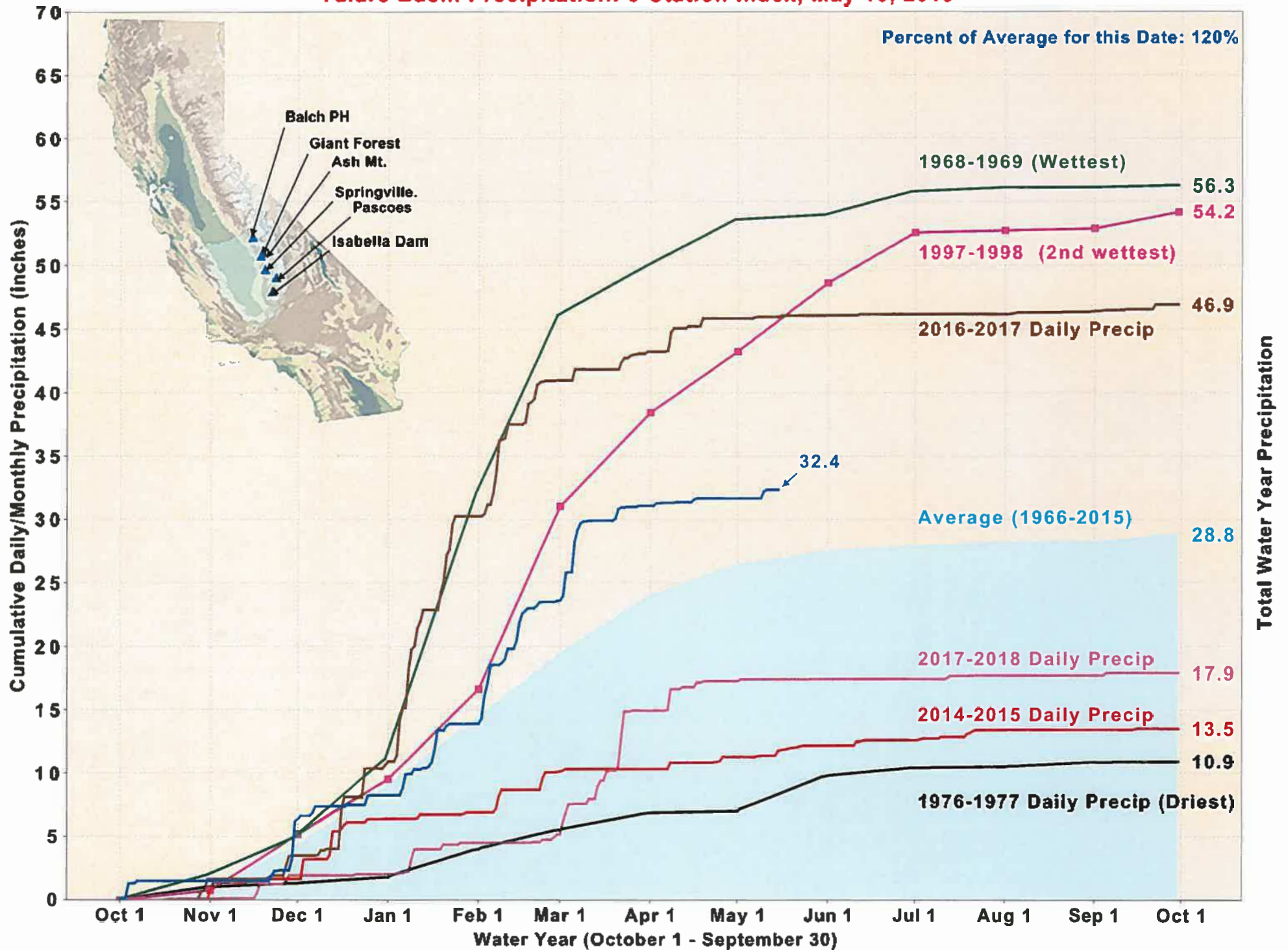
Northern Sierra Precipitation: 8-Station Index, May 15, 2019



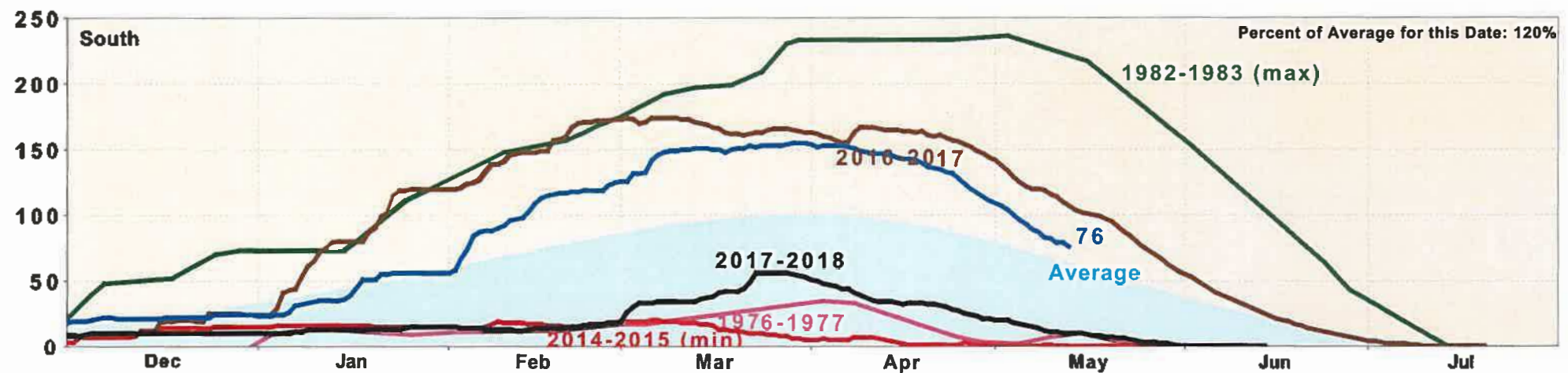
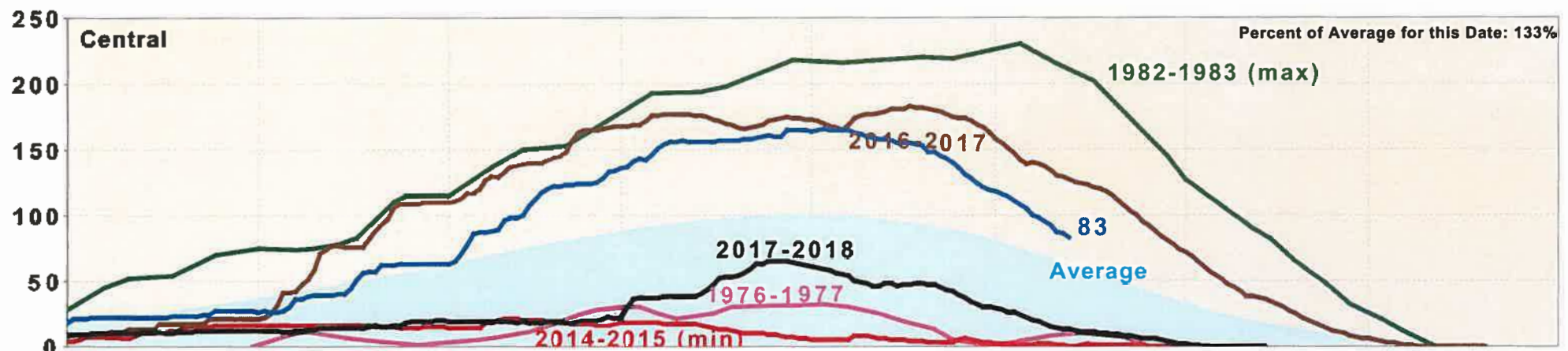
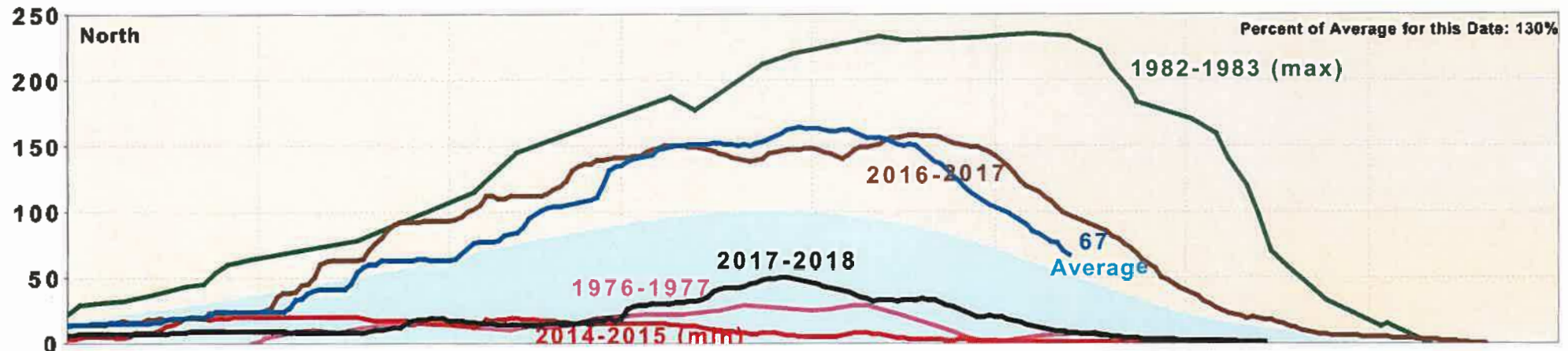
San Joaquin Precipitation: 5-Station Index, May 15, 2019



Tulare Basin Precipitation: 6-Station Index, May 15, 2019



California Snow Water Content, May 13, 2019, Percent of April 1 Average



Statewide Percent of April 1: 76%

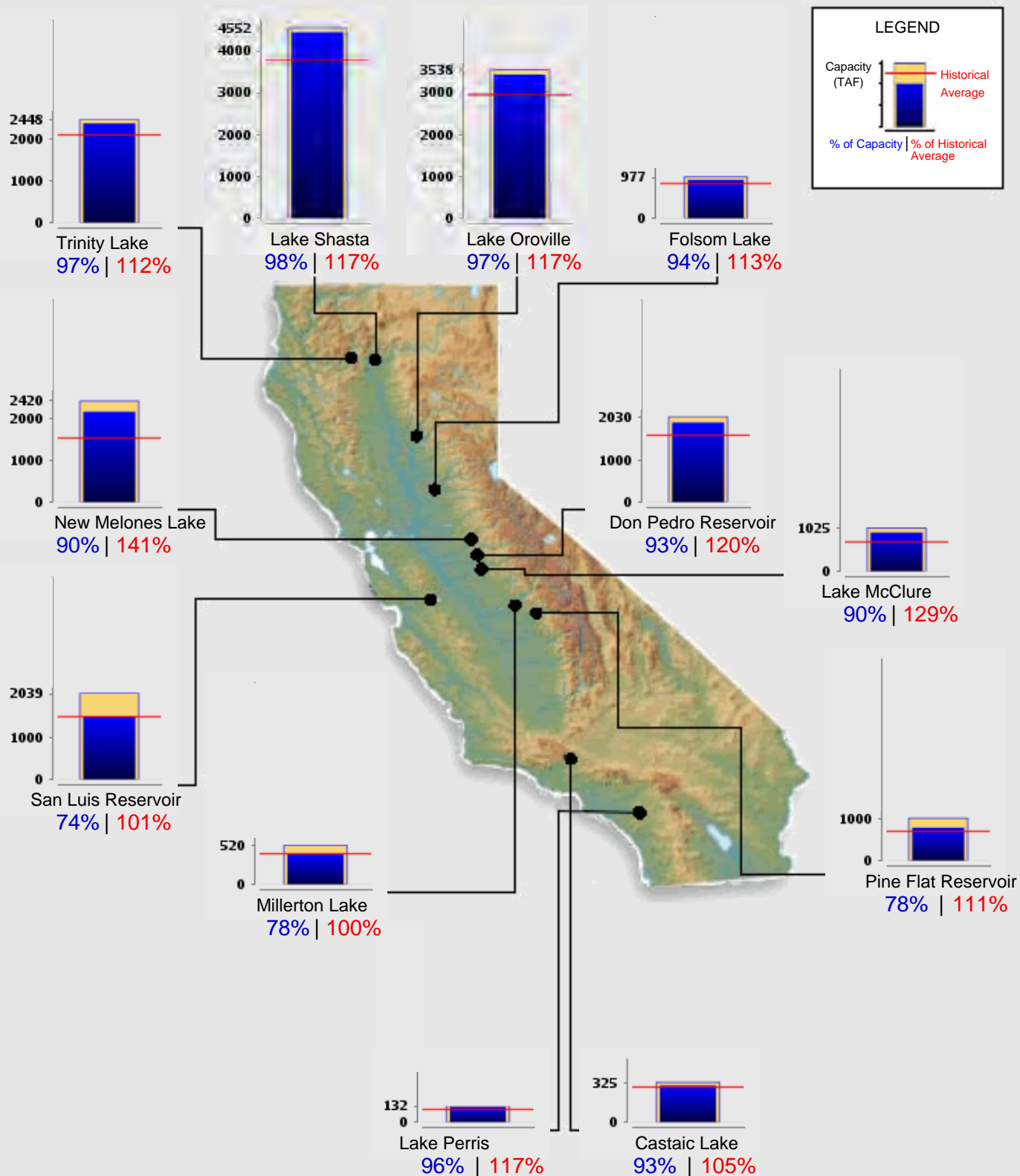
Statewide Percent of Average for Date: 127%



Reservoir Conditions

Ending At Midnight - June 12, 2019

CURRENT RESERVOIR CONDITIONS



State Water Contractors

Dues Fund Allocation

FY2019-20

	Table A Amounts Maximum (acre-feet)	2018 Deliveries (acre-feet)	SWC Dues Allocation FY 2020 (%)	SWC Dues Allocation FY 2020 (\$)	SWC Dues Allocation FY 2019 (%)	SWC Dues Allocation FY 2019 (\$)	Year to Year Variance (%)	Year to Year Variance (\$)
	[AF]	[AF]	[%]	[\$]	[%]	[\$]	[%]	[\$]
Alameda Co FC&WCD - Zone 7	80,819	39,523	2.11%	\$ 60,597	1.89%	\$ 68,305	0.22%	\$ (7,708)
Alameda County WD	42,000	13,161	0.88%	25,273	0.93%	33,415	-0.05%	(8,142)
Antelope Valley-East Kern WA	144,844	72,341	3.83%	109,994	3.66%	130,831	0.17%	(20,837)
Casitas Municipal WD	20,000	648	0.26%	7,467	0.45%	15,951	-0.19%	(8,484)
Central Coast Water Authority	45,486	28,348	1.36%	39,058	1.05%	38,340	0.31%	718
City Of Yuba City	9,600	1,715	0.16%	4,595	0.14%	5,098	0.02%	(503)
Coachella Valley WD	138,350	118,486	5.07%	145,605	2.82%	101,935	2.25%	43,670
County Of Kings	9,305	3,714	0.22%	6,318	0.21%	7,484	0.01%	(1,166)
Crestline-Lake Arrowhead WA	5,800	1,207	0.10%	2,872	0.07%	2,538	0.03%	334
Desert Water Agency	55,750	47,746	2.05%	58,874	1.14%	41,290	0.91%	17,584
Dudley Ridge WD	41,350	25,236	1.22%	35,037	1.23%	44,425	-0.01%	(9,388)
Empire - West Side ID	3,000	1,591	0.08%	2,298	0.06%	2,152	0.02%	146
Kern County Water Agency	982,730	444,722	24.63%	707,349	27.37%	987,106	-2.74%	(279,757)
Littlerock Creek ID	2,300	0	0.03%	862	0.03%	1,060	0.00%	(198)
Metropolitan WD Of SC	1,911,500	663,033	42.11%	1,209,355	45.74%	1,657,376	-3.63%	(448,021)
Mojave Water Agency	89,800	5,471	1.24%	35,612	1.60%	57,420	-0.36%	(21,808)
Napa County FC&WCD	29,025	11,182	0.67%	19,242	0.47%	17,367	0.20%	1,875
Oak Flat WD	5,700	2,289	0.14%	4,021	0.11%	4,161	0.03%	(140)
Palmdale WD	21,300	10,210	0.55%	15,795	0.46%	16,764	0.09%	(969)
San Bernardino Valley MWD	102,600	44,017	2.50%	71,798	2.39%	87,003	0.11%	(15,205)
San Gabriel Valley MWD	28,800	17,055	0.84%	24,124	0.67%	24,183	0.17%	(59)
San Geronio Pass WA	17,300	10,922	0.52%	14,934	0.40%	14,536	0.12%	398
San Luis Obispo Co. FC&WCD	25,000	2,427	0.37%	10,626	0.34%	12,185	0.03%	(1,559)
Santa Clara Valley WD	100,000	86,737	3.70%	106,260	1.85%	66,355	1.85%	40,905
Santa Clarita Valley WA	95,200	36,897	2.21%	63,469	2.11%	75,972	0.10%	(12,503)
Solano County WA	47,756	18,381	1.10%	31,591	0.90%	33,012	0.20%	(1,421)
Tulare Lake Basin WSD	87,471	34,500	2.05%	58,874	1.91%	69,236	0.14%	(10,362)
TOTAL	4,142,586	1,741,559	100.00%	\$ 2,871,900	100.00%	\$ 3,614,500	0.00%	\$ (742,600)

State Water Contractors

Energy Fund Allocation

FY2019-20

	Power Use with Max Table A (Mwh) [mWh]	2018 Power Use (Mwh) [mWh]	SWC Energy Allocation FY 2020 (%) [%]	SWC Energy Allocation FY 2020 (\$) [\$]	SWC Energy Allocation FY 2019 (%) [%]	SWC Energy Allocation FY 2019 (\$) [\$]	Year to Year Variance (%) [%]	Year to Year Variance (\$) [\$]
Alameda Co FC&WCD - Zone 7	89,150	46,044	0.81%	\$ 2,993	0.63%	\$ 3,007	0.18%	\$ (14)
Alameda County WD	43,448	18,988	0.36%	1,330	0.28%	1,339	0.08%	(9)
Antelope Valley-East Kern WA	557,070	211,104	4.31%	15,925	4.30%	20,499	0.01%	(4,574)
Casitas Municipal WD	82,520	2,674	0.36%	1,330	0.65%	3,099	-0.29%	(1,769)
Central Coast Water Authority	128,543	77,959	1.28%	4,730	0.98%	4,678	0.30%	52
City Of Yuba City	0	0	0.00%	-	0.00%	-	0.00%	0
Coachella Valley WD	629,354	623,774	8.67%	32,036	4.58%	21,914	4.09%	10,122
County Of Kings	4,038	1,612	0.03%	111	0.03%	143	0.00%	(32)
Crestline-Lake Arrowhead WA	26,384	5,491	0.16%	591	0.11%	526	0.05%	65
Desert Water Agency	253,607	217,197	3.16%	11,676	1.80%	8,587	1.36%	3,089
Dudley Ridge WD	17,946	14,950	0.22%	813	0.20%	955	0.02%	(142)
Empire - West Side ID	1,302	690	0.01%	37	0.01%	48	0.00%	(11)
Kern County Water Agency	515,965	278,636	4.81%	17,773	5.23%	25,008	-0.42%	(7,235)
Littlerock Creek ID	8,846	0	0.04%	148	0.04%	191	0.00%	(43)
Metropolitan WD Of SC	8,330,910	2,851,734	61.40%	226,876	68.09%	325,697	-6.69%	(98,821)
Mojave Water Agency	407,252	24,279	1.87%	6,910	2.48%	11,878	-0.61%	(4,968)
Napa County FC&WCD	22,814	8,789	0.18%	665	0.13%	621	0.05%	44
Oak Flat WD	1,887	678	0.01%	37	0.01%	48	0.00%	(11)
Palmdale WD	81,920	39,268	0.71%	2,623	0.62%	2,959	0.09%	(336)
San Bernardino Valley MWD	466,727	177,995	3.62%	13,376	3.53%	16,842	0.09%	(3,466)
San Gabriel Valley MWD	131,011	77,583	1.29%	4,767	1.07%	5,104	0.22%	(337)
San Geronio Pass WA	78,698	84,221	1.14%	4,212	0.86%	4,103	0.28%	109
San Luis Obispo Co. FC&WCD	70,850	6,859	0.35%	1,293	0.33%	1,575	0.02%	(282)
Santa Clara Valley WD	116,500	98,584	1.44%	5,321	0.95%	4,526	0.49%	795
Santa Clarita Valley WA	392,795	174,177	3.29%	12,157	2.68%	12,797	0.61%	(640)
Solano County WA	16,800	8,947	0.16%	591	0.12%	574	0.04%	17
Tulare Lake Basin WSD	37,963	17,312	0.32%	1,182	0.29%	1,382	0.03%	(200)
TOTAL	12,513,900	5,069,543	100.00%	\$ 369,503	100.00%	\$ 478,100	0.00%	\$(108,597)

State Water Contractors

Bay-Delta Fund Allocation

FY2019-20

	Table A Amounts Maximum (acre-feet) [AF]	SWC Bay-Delta Allocation FY 2020 (%) [%]	SWC Bay-Delta Allocation FY 2020 (\$) [\$]	SWC Bay-Delta Allocation FY 2019 (%) [%]	SWC Bay-Delta Allocation FY 2019 (\$) [\$]	Year to Year Variance (%) [%]	Year to Year Variance (\$) [\$]
Alameda Co FC&WCD - Zone 7	80,819	3.13%	\$ 115,420	2.82%	\$ 64,490	0.31%	\$ 50,930
Alameda County WD	42,000	1.63%	60,130	1.47%	33,597	0.16%	26,533
Antelope Valley-East Kern WA	144,844	5.62%	207,369	5.07%	115,866	0.55%	91,503
Casitas Municipal WD	20,000	0.78%	28,633	0.70%	15,999	0.08%	12,634
Central Coast Water Authority	45,486	1.77%	65,121	1.59%	36,386	0.17%	28,735
City Of Yuba City	9,600	0.37%	13,744	0.34%	7,679	0.04%	6,065
Coachella Valley WD	138,350	5.37%	198,071	4.84%	110,671	0.53%	87,400
County Of Kings	9,305	0.36%	13,322	0.33%	7,443	0.04%	5,879
Crestline-Lake Arrowhead WA	5,800	0.23%	8,304	0.20%	4,640	0.02%	3,664
Desert Water Agency	55,750	2.16%	79,816	1.95%	44,597	0.21%	35,219
Dudley Ridge WD	41,350	1.61%	59,199	1.45%	33,077	0.16%	26,122
Empire - West Side ID	3,000	0.12%	4,295	0.10%	2,400	0.01%	1,895
Kern County Water Agency	982,730	20.23%	746,199	21.14%	483,324	-0.91%	262,875
Littlerock Creek ID	2,300	0.08%	3,293	0.08%	1,840	0.01%	1,453
Metropolitan WD Of SC	1,911,500	31.31%	1,154,567	35.17%	804,070	-3.87%	350,497
Mojave Water Agency	89,800	3.49%	128,564	3.14%	71,834	0.34%	56,730
Napa County FC&WCD	29,025	1.13%	41,554	1.02%	23,218	0.11%	18,336
Oak Flat WD	5,700	0.22%	8,161	0.20%	4,560	0.02%	3,601
Palmdale WD	21,300	0.83%	30,495	0.75%	17,039	0.08%	13,456
San Bernardino Valley MWD	102,600	3.98%	146,889	3.59%	82,074	0.39%	64,815
San Gabriel Valley MWD	28,800	1.12%	41,232	1.01%	23,038	0.11%	18,194
San Geronio Pass WA	17,300	0.67%	24,768	0.61%	13,839	0.07%	10,929
San Luis Obispo Co. FC&WCD	25,000	0.97%	35,792	0.87%	19,998	0.10%	15,794
Santa Clara Valley WD	100,000	3.88%	143,167	3.50%	79,994	0.38%	63,173
Santa Clarita Valley WA	95,200	3.70%	136,295	3.33%	76,154	0.36%	60,141
Solano County WA	47,756	1.85%	68,371	1.67%	38,202	0.18%	30,169
Tulare Lake Basin WSD	87,471	3.40%	125,229	3.06%	69,971	0.33%	55,258
TOTAL	4,142,586	100.00%	\$ 3,688,000	100.00%	\$ 2,286,000	0.00%	\$ 1,402,000

State Water Contractors

CA WaterFix Legal Fund Allocation ("High" Contribution)

FY2019-20

	Table A Amounts Maximum (acre-feet) [AF]	SWC CWF Legal Allocation FY 2020 (%) [%]	SWC CWF Legal Allocation FY 2020 (\$) [\$]	SWC CWF Legal Allocation FY 2019 (%) [%]	SWC CWF Legal Allocation FY 2019 (\$) [\$]	Year to Year Variance (%) [%]	Year to Year Variance (\$) [\$]
Alameda Co FC&WCD - Zone 7	80,619	2.46%	\$ 24,619	2.91%	\$ 58,200	-0.45%	(33,581)
Alameda County WD	42,000	1.28%	12,825	1.10%	22,000	0.18%	(9,175)
Antelope Valley-East Kern WA	144,844	4.42%	44,231	3.81%	76,200	0.61%	(31,969)
Casitas Municipal WD	20,000	0.61%	6,107	0.53%	10,600	0.08%	(4,493)
Central Coast Water Authority	45,486	1.39%	13,890	1.20%	24,000	0.19%	(10,110)
City Of Yuba City	9,600	0.00%	-	0.00%	-	0.00%	-
Coachella Valley WD	138,350	4.22%	42,248	3.64%	72,800	0.58%	(30,552)
County Of Kings	9,305	0.00%	-	0.00%	-	0.00%	-
Crestline-Lake Arrowhead WA	5,800	0.18%	1,771	0.15%	3,000	0.03%	(1,229)
Desert Water Agency	55,750	1.70%	17,024	1.47%	29,400	0.23%	(12,376)
Dudley Ridge WD	41,350	0.00%	-	0.00%	-	0.00%	-
Empire - West Side ID	3,000	0.00%	-	0.00%	-	0.00%	-
Kern County Water Agency	982,730	9.37%	93,666	12.40%	248,000	-3.03%	(154,334)
Littlerock Creek ID	2,300	0.07%	702	0.06%	1,200	0.01%	(498)
Metropolitan WD Of SC	1,911,500	58.37%	583,713	55.49%	1,109,800	2.88%	(526,087)
Mojave Water Agency	89,800	2.74%	27,422	2.36%	47,200	0.38%	(19,778)
Napa County FC&WCD	29,025	0.00%	-	0.00%	-	0.00%	-
Oak Flat WD	5,700	0.00%	-	0.15%	3,000	-0.15%	(3,000)
Palmdale WD	21,300	0.65%	6,504	0.56%	11,200	0.09%	(4,696)
San Bernardino Valley MWD	102,600	3.13%	31,331	2.70%	54,000	0.43%	(22,689)
San Gabriel Valley MWD	28,800	0.88%	8,795	0.76%	15,200	0.12%	(6,405)
San Geronio Pass WA	17,300	1.79%	17,910	1.77%	35,400	0.02%	(17,490)
San Luis Obispo Co. FC&WCD	25,000	0.76%	7,634	0.66%	13,200	0.10%	(5,566)
Santa Clara Valley WD	100,000	3.05%	30,537	5.78%	115,600	-2.73%	(85,063)
Santa Clarita Valley WA	95,200	2.91%	29,071	2.50%	50,000	0.41%	(20,929)
Solano County WA	47,756	0.00%	-	0.00%	-	0.00%	-
Tulare Lake Basin WSD	87,471	0.00%	-	0.00%	-	0.00%	-
TOTAL	4,142,586	100.00%	\$ 1,000,000	100.00%	\$ 2,000,000	0.00%	(1,000,000)

State Water Contractors

CA WaterFix Legal Fund Allocation ("Mid" Contribution)

FY2019-20

	Table A Amounts Maximum (acre-feet)	SWC CWF Legal Allocation FY 2020 (%)	SWC CWF Legal Allocation FY 2020 (\$)	SWC CWF Legal Allocation FY 2019 (%)	SWC CWF Legal Allocation FY 2019 (\$)	Year to Year Variance (%)	Year to Year Variance (\$)
	[AF]	[%]	[\$]	[%]	[\$]	[%]	[\$]
Alameda Co FC&WCD - Zone 7	80,619	2.46%	\$ 6,155	2.91%	\$ 58,200	-0.45%	(52,045)
Alameda County WD	42,000	1.28%	3,206	1.10%	22,000	0.18%	(18,794)
Antelope Valley-East Kern WA	144,844	4.42%	11,058	3.81%	76,200	0.61%	(65,142)
Casitas Municipal WD	20,000	0.61%	1,527	0.53%	10,600	0.08%	(9,073)
Central Coast Water Authority	45,486	1.39%	3,473	1.20%	24,000	0.19%	(20,527)
City Of Yuba City	9,600	0.00%	-	0.00%	-	0.00%	-
Coachella Valley WD	138,350	4.22%	10,562	3.64%	72,800	0.58%	(62,238)
County Of Kings	9,305	0.00%	-	0.00%	-	0.00%	-
Crestline-Lake Arrowhead WA	5,800	0.18%	443	0.15%	3,000	0.03%	(2,557)
Desert Water Agency	55,750	1.70%	4,256	1.47%	29,400	0.23%	(25,144)
Dudley Ridge WD	41,350	0.00%	-	0.00%	-	0.00%	-
Empire - West Side ID	3,000	0.00%	-	0.00%	-	0.00%	-
Kern County Water Agency	982,730	9.37%	23,416	12.40%	248,000	-3.03%	(224,584)
Littlerock Creek ID	2,300	0.07%	176	0.08%	1,200	0.01%	(1,024)
Metropolitan WD Of SC	1,911,500	58.37%	145,928	55.49%	1,109,800	2.88%	(963,874)
Mojave Water Agency	89,800	2.74%	6,856	2.36%	47,200	0.38%	(40,344)
Napa County FC&WCD	29,025	0.00%	-	0.00%	-	0.00%	-
Oak Flat WD	5,700	0.00%	-	0.15%	3,000	-0.15%	(3,000)
Palmdale WD	21,300	0.65%	1,626	0.56%	11,200	0.09%	(9,574)
San Bernardino Valley MWD	102,600	3.13%	7,833	2.70%	54,000	0.43%	(46,167)
San Gabriel Valley MWD	28,800	0.88%	2,199	0.76%	15,200	0.12%	(13,001)
San Geronio Pass WA	17,300	1.79%	4,477	1.77%	35,400	0.02%	(30,923)
San Luis Obispo Co. FC&WCD	25,000	0.76%	1,909	0.66%	13,200	0.10%	(11,291)
Santa Clara Valley WD	100,000	3.05%	7,634	5.78%	115,600	-2.73%	(107,966)
Santa Clarita Valley WA	95,200	2.91%	7,268	2.50%	50,000	0.41%	(42,732)
Solano County WA	47,756	0.00%	-	0.00%	-	0.00%	-
Tulare Lake Basin WSD	87,471	0.00%	-	0.00%	-	0.00%	-
TOTAL	4,142,586	100.00%	\$ 250,000	100.00%	\$ 2,000,000	0.00%	(1,750,000)

State Water Contractors

CA WaterFix Legal Fund Allocation ("Low" Contribution)

FY2019-20

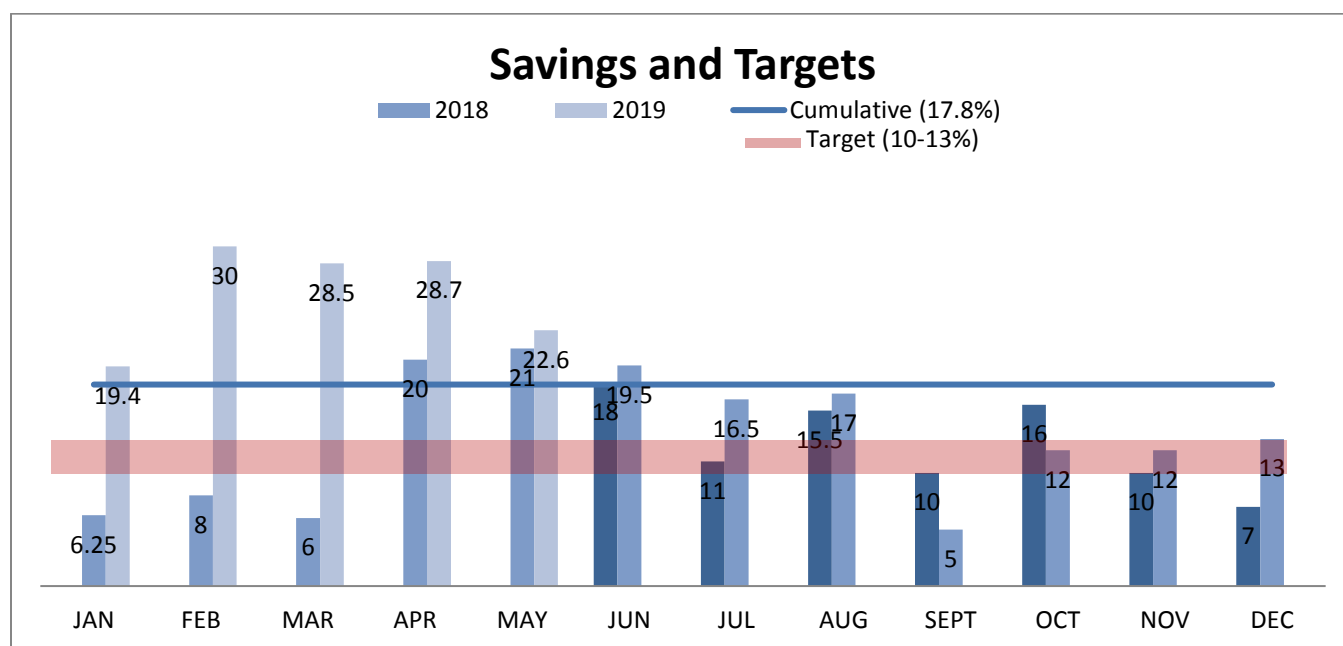
	Table A Amounts Maximum (acre-feet) [AF]	SWC CWF Legal Allocation FY 2020 (%) [%]	SWC CWF Legal Allocation FY 2020 (\$) [\$]	SWC CWF Legal Allocation FY 2019 (%) [%]	SWC CWF Legal Allocation FY 2019 (\$) [\$]	Year to Year Variance (%) [%]	Year to Year Variance (\$) [\$]
Alameda Co FC&WCD - Zone 7	80,619	2.46%	\$ -	2.91%	\$ 58,200	-0.45%	(58,200)
Alameda County WD	42,000	1.28%	-	1.10%	22,000	0.18%	(22,000)
Antelope Valley-East Kern WA	144,844	4.42%	-	3.81%	76,200	0.61%	(76,200)
Casitas Municipal WD	20,000	0.61%	-	0.53%	10,600	0.08%	(10,600)
Central Coast Water Authority	45,486	1.39%	-	1.20%	24,000	0.19%	(24,000)
City Of Yuba City	9,600	0.00%	-	0.00%	-	0.00%	-
Coachella Valley WD	138,350	4.22%	-	3.64%	72,800	0.58%	(72,800)
County Of Kings	9,305	0.00%	-	0.00%	-	0.00%	-
Crestline-Lake Arrowhead WA	5,800	0.18%	-	0.15%	3,000	0.03%	(3,000)
Desert Water Agency	55,750	1.70%	-	1.47%	29,400	0.23%	(29,400)
Dudley Ridge WD	41,350	0.00%	-	0.00%	-	0.00%	-
Empire - West Side ID	3,000	0.00%	-	0.00%	-	0.00%	-
Kern County Water Agency	982,730	9.37%	-	12.40%	248,000	-3.03%	(248,000)
Littlerock Creek ID	2,300	0.07%	-	0.06%	1,200	0.01%	(1,200)
Metropolitan WD Of SC	1,911,500	58.37%	-	55.49%	1,109,800	2.88%	(1,109,800)
Mojave Water Agency	89,800	2.74%	-	2.38%	47,200	0.38%	(47,200)
Napa County FC&WCD	29,025	0.00%	-	0.00%	-	0.00%	-
Oak Flat WD	5,700	0.00%	-	0.15%	3,000	-0.15%	(3,000)
Palmdale WD	21,300	0.65%	-	0.56%	11,200	0.09%	(11,200)
San Bernardino Valley MWD	102,600	3.13%	-	2.70%	54,000	0.43%	(54,000)
San Gabriel Valley MWD	28,800	0.88%	-	0.76%	15,200	0.12%	(15,200)
San Geronio Pass WA	17,300	1.79%	-	1.77%	35,400	0.02%	(35,400)
San Luis Obispo Co. FC&WCD	25,000	0.76%	-	0.66%	13,200	0.10%	(13,200)
Santa Clara Valley WD	100,000	3.05%	-	5.78%	115,600	-2.73%	(115,600)
Santa Clarita Valley WA	95,200	2.91%	-	2.50%	50,000	0.41%	(50,000)
Solano County WA	47,756	0.00%	-	0.00%	-	0.00%	-
Tulare Lake Basin WSD	87,471	0.00%	-	0.00%	-	0.00%	-
TOTAL	4,142,586	100.00%	\$ -	100.00%	\$ 2,000,000	0.00%	(2,000,000)

STAFF REPORT TO DESERT WATER AGENCY BOARD OF DIRECTORS

JUNE 18, 2019

RE: MAY 2019 WATER USE REDUCTION FIGURES

Desert Water Agency and its customers achieved a 22.6% reduction in potable water production during May 2019 compared to the same month in 2013 – the baseline year used by the State Water Resources Control Board (State Water Board) to measure statewide conservation achievements. DWA continues to report its production to the state on a monthly basis, despite mandatory conservation ending in 2017.



DWA is asking its customers to save 10-13% compared to 2013 to help achieve long-term sustainability.

The cumulative savings over the last twelve-month period is 17.8%. The cumulative savings beginning in June of 2016 when we put our 10-13% target in place is 17.5%.

On the following page is additional information for this month.

May 2019 water production	2,567.47 AF
May 2013 water production	3,317.50 AF
Percent changed in this month per drought surcharge baseline (May 2015)	-5.19%
Quantity of potable water delivered for all commercial, industrial, and institutional users for the reporting month	804.75 AF
The percentage of the Total Monthly Potable Water Production going to residential use only for the reporting month	68.66%
Population (inclusive of seasonal residents)	107,606
Estimated R-GPCD	124.21
How many public complaints of water waste or violation of conservation rules were received during the reporting month?	17
How many contacts (written/ verbal) were made with customers for actual/ alleged water waste or for a violation of conservation rules?	5
How many formal warning actions (e.g.: written notifications, warning letters, door hangers) were issued for water waste or for a violation of conservation rules?	2
How many penalties were issued for water waste or for a violation of conservation rules?	1
<p>Comments: The Agency's service area is highly seasonal making population analysis a complex task. The State Water Board analyzes data on a per capita basis.</p> <p>Historically, DWA has submitted data based on the permanent population of the service area; however, that data does not accurately reflect water use in DWA's service area which has a highly seasonal population. We are currently submitting a calculation reviewed by the State Water Board. We plan to update our population figures once the Department of Water Resources accepts our technical memo on seasonal population.</p> <p>Since Desert Water Agency began recycling water, the agency has reclaimed 100,290-acre feet. If our recycled water production for this month was taken into consideration against our potable production, the conservation achieved would have been several percentage points higher.</p>	

**STAFF REPORT
TO
DESERT WATER AGENCY
BOARD OF DIRECTORS**

JUNE 18, 2019

RE: 2019-2020 CONSERVATION PROGRAMS

In the coming fiscal year, some significant adjustments to water conservation programs are being planned.

Indoor:

- Residential toilet program will be discontinued
- Commercial toilets (10 or more) will be rebated and staff will reach out to hotels to encourage upgrades
- A residential high-efficiency washing machine rebate will be piloted

Outdoor:

- Residential rebate amount and some program requirements will change for the grass to desert landscape program
- A new demonstration garden is being planned in coordination with the City of Palm Springs at Palm Springs International Airport
- Smart controller and nozzle programs will remain in place as is

Additionally, the Conservation & Public Affairs Committee is looking at launching a new low-income repair conservation program later in the calendar year.

Staff is seeking program feedback from the Board of Directors. Attached is a PowerPoint presentation from staff to highlight key changes.



2 0 1 9 - 2 0 2 0

WATER **CONSERVATION** **PROGRAMS**

OUTDOOR FOCUS

- Largely the same as prior years
- Some changes to grass to desert landscape
- Leverage Sentinel CPV funds
- Possible Proposition 1 Round 1 funding



GRASS TO DESERT LANDSCAPE

- Residents \$2/sq ft instead of \$1
- Private (back & side) yards eligible
- Eliminating caps
- Easing plant requirements
- Residential \$500 professional design rebate
- \$60,000 for demonstration garden at Palm Springs International Airport
- CPV & state grant opportunities

\$841,000 | ~375,000 sq ft



INDOOR UPDATE

- Toilet program changes
- High efficiency washing machines
- Commercial audit training



COMMERCIAL TOILET REBATE

- 10+ toilets only
- Target hotels
- More use, less administration
- True incentive for upgrade

\$60,000 | 600 toilets



WASHING MACHINE PROGRAM

- High efficiency (water & energy)
- \$150 rebate
- Most efficient models are ~\$200 more than standard models
- Device savings comparable to toilet

\$60,000 | 400 customers





NEW REBATE PROCESSING TOOL

- Streamlines and improves customer process
- Allows for automated customer notifications
- Replaces current antiquated/failing system

LOW-INCOME REPAIR PROGRAM

- Inspired by San Antonio Water System's Plumbers to People
- United Way of the Desert (via Help2Others) qualifies customers
- Up to \$750 per property to repair plumbing or irrigation
- Not a rebate - DWA pays techs directly
- Late fee funded

\$30,000 | 40+ customers



TIMELINE OF PROGRAM ROLLOUT



**JUL
1**

Start new rebate system development

**AUG
30**

New rebate system ready

**AUG
JAN**

Rebate workshop (also on YouTube)

SEPT

Launch new rebates

NOV

Low-income repair roll out



QUESTIONS?

