



REGULAR MEETING 8:00 A.M. OPERATIONS CENTER - 1200 SOUTH GENE AUTRY TRAIL – PALM SPRINGS – CALIFORNIA

About Desert Water Agency:

Desert Water Agency operates independently of any other local government. Its autonomous elected board members are directly accountable to the people they serve. The Agency is one of the desert's two State Water Contractors and provides water and resource management, including recycling, for a 325-square-mile area of Western Riverside County, encompassing parts of Cathedral City, Desert Hot Springs, outlying Riverside County and Palm Springs.

- 1. PLEDGE OF ALLEGIANCE**
- 2. APPROVAL OF MINUTES – July 3, 2018** **CIOFFI**
- 3. GENERAL MANAGER'S REPORT** **KRAUSE**
- 4. COMMITTEE REPORTS – A. Executive July 11, 2018** **CIOFFI**
- 5. PUBLIC INPUT:**
Members of the public may comment on any item not listed on the agenda, but within the jurisdiction of the Agency. In addition, members of the public may speak on any item listed on the agenda as that item comes up for consideration. Speakers are requested to keep their comments to no more than three (3) minutes. As provided in the Brown Act, the Board is prohibited from acting on items not listed on the agenda.
- 6. SECRETARY-TREASURER'S REPORT - JUNE** **BLOOMER**
- 7. ITEMS FOR ACTION**
A. Request Board Action Regarding Claim Filed by Thurman Arnold **JOHNSON**
B. Request Board Action Regarding Claim Filed by SoCalGas **JOHNSON**
- 8. ITEMS FOR DISCUSSION**
A. State Water Contractor's Meeting – June 21, 2018 **RIDDELL**
B. June Water Use Reduction Figures **KRAUSE**
C. Impacts of New Conservation Legislation (PPT presentation) **METZGER**
- 9. DIRECTORS COMMENTS AND REQUESTS**
- 10. CLOSED SESSION**
A. CONFERENCE WITH LEGAL COUNSEL – EXISTING LITIGATION
Pursuant to Government Code Section 54956.9 (d) (1)
Name of Case: Agua Caliente Band of Cahuilla Indians vs. Coachella Valley Water District, et al
B. CONFERENCE WITH LEGAL COUNSEL – EXISTING LITIGATION
Pursuant to Government Code Section 54956.9 (d) (1)
Name of Case: Agua Caliente Band of Cahuilla Indians vs. County of Riverside, et al
C. CONFERENCE WITH LEGAL COUNSEL – EXISTING LITIGATION
Pursuant to Government Code Section 54956.9 (d) (1)
Name of Case: Mission Springs Water District vs. Desert Water Agency
D. CONFERENCE WITH LEGAL COUNSEL – EXISTING LITIGATION
Pursuant to Government Code Section 54956.9 (d) (1)
Name of Case: Albrecht et al vs. County of Riverside

- E. CONFERENCE WITH LEGAL COUNSEL – EXISTING LITIGATION
Pursuant to Government Code Section 54956.9 (d) (1)
Name of Case: Abbey et al vs. County of Riverside

11. RECONVENE INTO OPEN SESSION – REPORT FROM CLOSED SESSION

12. ADJOURN

Upon request, this agenda will be made available in appropriate alternative formats to persons with disabilities, as required by Section 202 of the Americans with Disabilities Act of 1990. Any person with a disability who requires a modification or accommodation in order to participate in a meeting is asked to contact Desert Water Agency's Executive Secretary, at (760) 323-4971, at least 48 working hours prior to the meeting to enable the Agency to make reasonable arrangements. Copies of records provided to Board members which relate to any agenda item to be discussed in open session may be obtained from the Agency at the address indicated on the agenda.

**MINUTES
OF THE REGULAR MEETING
OF THE
DESERT WATER AGENCY
BOARD OF DIRECTORS**

July 3, 2018

DWA Board:	James Cioffi, President)	Attendance
	Joseph K. Stuart, Vice President)	
	Kristin Bloomer, Secretary-Treasurer)	
	Patricia G. Oygur, Director)	
	Craig A. Ewing, Director)	

DWA Staff:	Mark S. Krause, General Manager)
	Steve Johnson, Asst. General Manager)
	Sylvia Baca, Asst. Secretary of the Board)
	Ashley Metzger, Outreach & Cons. Mgr.)
	Kris Hopping, Human Resources Manager)
	Esther Saenz, Accounting Supervisor)

Consultant:	Michael T. Riddell, Best Best & Krieger)
-------------	---

Public:	David Freedman, P.S. Sustainability Comm.)
---------	---

18163. President Cioffi opened the meeting at 8:00 a.m. and asked everyone to join Secretary-Treasurer Bloomer in the Pledge of Allegiance. **Pledge of Allegiance**

18164. President Cioffi called upon General Manager Krause to introduce the new employee. **Employee Introduction**

Mr. Krause introduced newly hired employee: Bobby Beatty (Water Service Worker I).

18165. President Cioffi called for approval of the June 19, 2018 Regular Board meeting minutes. **Approval of 06/19/18 Regular Board Mtg. Minutes**

Vice President Stuart moved for approval. After a second by Director Ewing, the minutes were approved as written.

18166. President Cioffi called upon General Manager Krause to provide an update on Agency operations. **General Manager's Report**

Mr. Krause provided an update on the Sites Reservoir. Sites Reservoir Update

Mr. Krause stated that 150,000-acre feet is projected to be delivered to the turnouts this year. 126,000-acre feet is being deducted from the advanced delivery account. The advanced delivery account is currently 229,489-acre feet and the end of the year advanced delivery is projected to be approximately 350,000-acre feet. He then presented a PowerPoint presentation on the Whitewater Replenishment facility improvements.

GM Report
(Cont.)

Water Delivery
Exchange Update

Concluding his report, Mr. Krause noted the current system leak data, and meetings and activities he participated in during the past several weeks.

System Leak Data,
General Manager's
Meetings & Activities

18167. President Cioffi noted the minutes for the June 27, 2018 Executive Committee were provided in the Board's packet.

Committee Reports:
Executive 06/27/18

18168. President Cioffi opened the meeting for public input.

Public Input

David Freedman, Palm Springs Sustainability Commission spoke about his recent walking tour of the San Francisco Bay/Delta Model.

David Freedman

There being no one else from the public wishing to address the Board, President Cioffi closed the public comment period.

18169. President Cioffi called upon General Manager Krause to present staff's request for Board action regarding the upcoming California Special District Association's (CSDA) election.

Item for Action:
Request Board Action
Regarding CSDA
Election

Mr. Krause stated candidate information for the upcoming CSDA election for the Southern Network, Seat A election is attached for the Board's review. The candidates are: Jo MacKenzie (incumbent), Vista Irrigation District and Joseph Kelly, Big Bear Airport District. He noted that the Agency received an endorsement request from Jo MacKenzie. Staff recommends that the Board provide direction on the selection for the CSDA's Southern Network, Seat A election.

Secretary-Treasurer Bloomer spoke in support of incumbent Jo MacKenzie.

Director Ewing made a motion to support Jo MacKenzie for CSDA's Southern Network, Seat A election. After a second by Secretary-Treasurer Bloomer, the motion carried unanimously.

18170. President Cioffi noted that Board packets included Outreach & Conservation reports for June.

Discussion Items:
Outreach &
Conservation – June

Outreach & Conservation Manager Metzger announced that CPV will help fund the Agency's grass to desert landscaping rebate program.

18171. At 8:40 a.m., President Cioffi convened into Closed Session for the purpose of Conference with Legal Counsel, (A) Existing Litigation, pursuant to Government Code Section 54956.9 (d) (1), Agua Caliente Band of Cahuilla Indians vs. Coachella Valley Water District, et al; (B) Existing Litigation, pursuant to Government Code Section 54956.9 (d) (1), ACBCI vs. County of Riverside, et al; (C) Existing Litigation, pursuant to Government Code Section 54956.9 (d) (1), Mission Springs Water District vs. Desert Water Agency, (D) Existing Litigation, pursuant to Government Code Section 54959.9 (d) (1), Albrecht et al vs. County of Riverside; and (E) Existing Litigation, pursuant to Government Code Section 54959.9 (d) (1), Abbey et al vs. County of Riverside.

Closed Session:

- A. Existing Litigation – ACBCI vs. CVWD, et al.
- B. Existing Litigation – ACBCI vs. Riverside County
- C. Existing Litigation – MSWD vs. DWA
- D. Existing Litigation – Albrecht et al vs. Riverside County
- E. Existing Litigation – Abbey et al vs. Riverside County

18172. At 10:19 a.m., President Cioffi reconvened the meeting into open session and announced there was no reportable action.

Reconvene – No Reportable Action

18173. In the absence of any further business, President Cioffi adjourned the meeting at 10:20 a.m.

James Cioffi, President

Adjournment

ATTEST:

Kristin Bloomer, Secretary-Treasurer

GENERAL MANAGER'S REPORT JULY 17, 2018

On July 6 at approximately 2:00 a.m., stand-by staff responded to a hit fire hydrant inside of the Monte Serno gated community at the east end of Bella Vista. It was a hit and run. Staff were able to replace the bolts and gasket and put it back into service. The water loss was from a fully open 6 inch hydrant which ran for approximately 30 minutes. A police report was filed.



Fire at Palm Springs South Reservoirs

On Friday, July 6 a fire started in the vicinity of the DWA Palm Springs South Reservoirs. The cause of the fire is yet unknown. The fire burned along the access road to the reservoir and around the reservoir's perimeter access road.


The Agency had planted vegetation along the access road perimeter and installed irrigation facilities. The irrigation facilities include a concrete vault housing for an irrigation pump, above ground electrical switches, irrigation control valves, vault vents, pvc distribution piping and assorted sprinkler nozzles. Also installed on the access road are communication/security camera towers for DWA's use and the Palm Springs Police Department.

The fire destroyed almost all of the vegetation, pvc pipe, nozzles and irrigation control valves. It also damaged the vault venting and may have caused smoke and heat damage to equipment within the vault. DWA's equipment on the towers appears to be functioning but the equipment for the Palm Springs Police Department was damaged.

Staff responded to the fire but were not allowed access by the Tribe. DWA has a perpetual pipeline easement which includes ingress and egress over Tribal land along our pipeline alignment on South Palm Canyon Drive and ownership of the parcel on which the Reservoirs are located.

The reason given by the Tribe for denying our vehicular access was to avoid blocking the road for emergency vehicles. However, the Tribe allowed access to other private individuals that parked their vehicles in the road and ultimately blocked a portion of the road. Staff intends to meet with the Tribe to discuss emergency access to our facilities.

The Agency has contacted PSFD Battalion Chief Jason Loya questioning the cause of the fire. We are waiting for his response.



PS South Reservoirs Fire
(Cont.)



PS South Reservoirs Fire
(Cont.)



Rebate Workshops

On July 10, 11 and 12, Desert Water Agency hosted rebate workshops for customers interested in taking advantage of the funding available for the 2018-19 fiscal year. The workshops targeted landscapers, homeowners associations and local residents. About 50 people attended the three workshops. Staff expects that these workshops will increase awareness of and participation in its rebate programs.



Whitewater Hydro and SWP Delivery Update

For the month of June, the Whitewater Hydro plant generated approximately 639,845 kWh, resulting in a SCE settlement amount of \$59,553.

The plant was placed offline on June 29 while MWD evaluated the water levels in the CRA. On July 9 the plant was started back up.

Currently, MWD is delivery 165 cfs through the hydro plant and 475 cfs at the MWD outlet structure, for a total of 640 cfs to the Whitewater Spreading Basins.

MWD is in the process of replacing a faulty meter located at the Mission Creek Spreading Basin outlet structure. Once completed, water will be delivered to Mission Creek Spreading Basin at a flow of 25 cfs. Approximately 1,660 AC-FT of water is scheduled to be delivered to this basin.

DWA Alternative Working Hours

Management – All management staff is on a 9/80 schedule except for the Finance Director.

Accounting – The entire accounting department is on a 10/80 schedule.

Administrative – All staff are on a 9/80 schedule except for one staff member 7:00 am – 5:00 pm M-Th, 8:00 am – 5:00 pm Fri.

Constructions – The entire construction department is on a 9/80 schedule 6:00 am – 3:30 pm M-Th, 6:00 am – 2:30 pm Fri. during the summer months. The start time will shift an hour later to 7:00 am in the winter months. **Exception:** One warehouse worker remains on the 10/80 schedule 8:00 am – 5:00 pm M-F.

Customer Service – All of the staff are on a 9/80 schedule 7:00 am – 5:00 pm M-F, 8:00 am – 5:00 pm Fri. The department head is on a 10/80 schedule.

Engineering/Planning – All engineering and planning staff are on a 9/80 schedule with almost all on a daily schedule of 7:30 am – 5:00 pm M-F, 8:00 am – 5:00 pm Fri.

Facilities and Safety – The department is on a 9/80 schedule 7:30 am – 5:00 pm M-Th, 8:00 am – 5:00 pm Fri.


Information Systems – Four out of six department staff are on the 9/80 schedule with varying start times and break times.

Operations: - The entire department will remain on the 10/80 schedule 6:00 am – 3:30 pm M-F during the winter months. The start time will shift an hour later to 7:00 am in the winter months.

Outreach and Conservation – The entire department is on a 9/80 schedule with varying start times.

Operations Center Public Restroom Project Update

On Monday, July 9 the City inspected and approved the work performed by Green Towne, Inc. The budget for the project is \$115,000. To date, the total spent on the facilities, including extra work to install the roof screen, is \$98,452.95.



Lake Perris Seismic Remediation Contract Update

Ninety-Nine Percent of the work has been completed in ninety-nine percent of the modified time schedule allowed. Ongoing work still includes the close out of change orders and claims so there may still be a change in the final cost of the project. To date (July 12th) the contract amount has increased \$13.3 M to \$88.9 M. The final contract closeout is scheduled for July 31, 2018.

Lake Perris Seismic Remediation Contract Update
(Cont.)



**State Water Contractors - OME Committee Meeting
July 12, 2018**



Perris Dam – Seismic Remediation of Embankment – Contract Update
Specification 14-03 Contract No. C51484

Contract Summary

Notice To Begin Work: August 20, 2014
Contract Completion: November 20, 2017
Pulice Construction: \$75,538,626
Engineers Estimate: \$83,000,000
Current Update: 99% of Work Completed, 99% Time Elapsed

On-Going Work

Schedule/LD evaluation, Change Orders, Claims, Contract Close-out
Right Reach – Drainage System Repairs (added to Project but not to contract)

Contract Status as of 5/20/18

Contract Completion Milestone

Original – November 15, 2017

Current – March 30, 2018

Final Inspection – April 18, 2018

Contract Closeout – July 31, 2018



Spec No.	Award Amount	Liquidated Damages	Contract Variance To Date	Current Contract Amount	Change in Contract Amount in Last 90 Days	Pay To Date	Percent Complete
14-03	\$75,538,626	\$6,281,800	\$13,352,535 <small>Details Below</small>	\$88,891,161 <small>as of 5/20/2018</small>	\$582,756	\$88,414,164	99.5%

Contractor Pay Estimates

<u>Start Date</u>	<u>End Date</u>	<u>Date Signed</u>	<u>Net Payment</u>	<u>Gross Earnings</u>	<u>Net Payment (to date)</u>	<u>Gross Earnings (to date)</u>
11/21/2017	12/20/2017	12/21/2017	\$1,624,566.40	\$1,710,069.90	\$78,192,749.66	\$83,416,578.60
12/21/2017	1/20/2018	2/9/2018	\$1,322,156.41	\$1,391,743.59	\$79,514,906.07	\$84,808,322.19
1/21/2018	2/20/2018	3/7/2018	\$1,363,535.14	\$1,435,300.15	\$80,878,441.21	\$86,243,622.34
2/21/2018	3/20/2018	3/29/2018	\$803,216.19	\$845,490.73	\$81,681,657.40	\$87,089,113.07
3/21/2018	4/20/2018	6/13/2018	\$350,706.21	\$1,325,050.54	\$82,032,363.61	\$88,414,163.61

SYSTEM LEAK DATA		
(PERIOD BEGINNING JUNE 26, 2018 THRU JULY 9, 2018)		
STREET NAME	QUARTER SECTION	NUMBER OF LEAKS
TERRY LN	4413NW	6
DEBBY DR	4413NW	4
VIA MONTE VISTA	4410SW	3
HERMOSA PL	4410SE	2
RAMON RD	4423NE	2
S RIVERSIDE DR	4423NE	2
ARABY DR	4425NE	2
MISSION RD	4410SE	1
CANYON PL	4410SE	1
CAHUILLA RD	4410SE	1
LIVMOR AVE	4413NE	1
S PALM CANYON DR (10")	4423SW	1
TAMARISK RD (10")	4411SW	1
AVENIDA OLANCHA	4423SW	1
EL PLACER	4519NW	1
DOMINGUEZ RD	4403NE1	1
JOHNSON ST	4532NE	1
E PALM CANYON DR	4423SW	1
E PALM CANYON DR	4530NE	1
CALLE CHIA	4423NW	1
RAMON RD	4423NW	1
CALLE ENCILIA	4423NW	1
POWELL RD	4401NW	1
AMADO RD	4413NW	1
MICHELLE RD	4413NW	1
CALLE TOMAS	4519NE	1
McMANUS DR	4413NW	1
TOTAL LEAKS IN SYSTEM:		41

* Streets highlighted in blue are being proposed as part of the
2018/2019 Replacement Pipeline Project



SYSTEM LEAKS

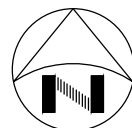
(Period beginning June 26, 2018 thru July 9, 2018)

DESERT WATER AGENCY
PALM SPRINGS, CALIFORNIA

LEGEND

- LEAK(S) RECORDED
- LEAK(S) RECORDED;
INCLUDED IN PROPOSED
LIST OF STREETS FOR
2018/2019
REPLACEMENT PIPELINES

DWG. BY
SR



DATE
7/18

SCALE
NTS

EXHIBIT
"A"

General Manager's Meetings and Activities

Meetings:

06/29/18	Vacation 06/29/18 through 07/06/18	
07/03/18	DWA Bi-Monthly Board Meeting	DWA
07/09/18	DWA Staff Meetings I.S./Dept. Heads/Security	DWA
07/11/18	Executive Committee	DWA
07/11/18	SGP GSA Meeting	SGPWA
07/12/18	Whitewater River Soils Sampling Plan meeting – BLM Permit Renewal	Conf. Call
07/17/18	DWA Bi Monthly Board Meeting	DWA

Activities:

- 1) Outreach Talking Points – KESQ
- 2) Whitewater Hydro – Automatic Re-start
- 3) State and Federal Contractors Water Authority and Delta Specific Project Committee (Standing)
- 4) ACBCI Section 14 Facilities & Easements
- 5) Lake Oroville Spillway Damage
- 6) Replacement Pipelines 2018-2019
- 7) CWF –Finance JPA Agreement
- 8) DWA/CVWD/MWD Operations Coordination/Article 21/Pool A/Pool B/Yuba Water
- 9) DWA/CVWD/MWD Agreements Update
- 10) SWP 2018 Water Supply
- 11) ACBCI Lawsuits
- 12) Lake Perris Dam Remediation
- 13) Section 14 Pipeline Easements
- 14) DOI Regulation
- 15) Repair of Facility Access Roads Damaged in the September 10 Storm (Araby)
- 16) Whitewater Hydro Operations Coordination with Recharge Basin O&M
- 17) SGMA Tribal Stakeholder Meetings
- 18) Whitewater Spreading Basins – BLM Permits
- 19) Lake Perris Dam Seepage Recovery Project Participation
- 20) Cal Waterfix Cost Allocation
- 21) DWA Surface Water Filtration Feasibility Study
- 22) MCSB Delivery Updates
- 23) Well 6 Meaders Cleaners RWQB Meetings
- 24) SGMA – Indio Subbasin Classification
- 25) SGMA – San Geronio Pass Subbasin
- 26) DWA Annual Water Quality Report

Minutes
Executive Committee Meeting
July 11, 2018

Directors Present: Jim Cioffi, Joe Stuart

Staff Present: Mark Krause, Martin Krieger, Steve Johnson

1. Discussion Items

A. Review Agenda for July 17, 2018 Regular Board Meeting

The proposed agenda for the July 17, 2018 meeting was reviewed.

B. SWP Tour

The Committee reviewed the final invite list for the upcoming SWP Tour.

2. Other

A. Expense Reports

The expense reports for June were reviewed.

3. Adjourn

**DESERT WATER AGENCY
STATEMENT OF CASH RECEIPTS AND EXPENDITURES**

OPERATING ACCOUNT

JUNE 2018

INVESTED
RESERVE FUNDS
\$19,464,339.86

BALANCE	JUNE 1, 2018	(\$501,894.02)	
WATER SALES		\$2,752,626.22	
RECLAMATION SALES		205,238.59	
WASTEWATER RECEIPTS		90,570.98	
POWER SALES		3,089.32	
METERS, SERVICES, ETC.		105,901.00	
REIMBURSEMENT – GENERAL FUND		185,617.98	
REIMBURSEMENT – WASTEWATER FUND		7,212.42	
ACCOUNTS RECEIVABLE – OTHER		3,148.59	
CUSTOMER DEPOSITS – SURETY		7,552.00	
CUSTOMER DEPOSITS – CONST.		20,093.00	
LEASE REVENUE		3,397.91	
INTEREST RECEIVED ON INV. FDS.		0.00	
FRONT FOOTAGE FEES		0.00	
BOND SERVICE & RESERVE FUND INT		0.00	
MISCELLANEOUS		<u>9,965.82</u>	
TOTAL RECEIPTS		\$3,394,413.83	
PAYMENTS			
PAYROLL CHECKS		\$354,345.55	
PAYROLL TAXES		153,477.41	
ELECTRONIC TRANSFERS		120,803.48	
CHECKS UNDER \$10,000.00		307,861.25	
CHECKS OVER \$10,000.00 – SCH. #1		1,410,755.14	
CANCELLED CHECKS AND FEES		<u>19,635.30</u>	
TOTAL PAYMENTS		<u>\$2,366,878.13</u>	
NET INCOME		\$1,027,535.70	
BOND SERVICE ACCOUNT			
MONTHLY WATER SALES		\$0.00	
EXCESS RETURNED BY B/A		<u>\$0.00</u>	
BOND SERVICE FUND			\$0.00
INVESTED RESERVE FUNDS			
FUNDS MATURED		\$1,480,000.00	
FUNDS INVESTED – SCH. #3		<u>2,658,420.00</u>	
NET TRANSFER		(\$1,178,420.00)	\$1,178,420.00
BALANCE	JUNE 30, 2018	(\$652,778.32)	\$20,642,759.86

OPERATING ACCOUNT

SCHEDULE #1-CHECKS OVER \$10,000

CHECK #	NAME	DESCRIPTION	AMOUNT
117713	DOWN TO EARTH LANDSCAPING	LANDSCAPE MAINTENANCE - MAY 2018	\$28,966.96
117735	BORDEN EXCAVATING INC	CONTRACT PAYMENT - 2016/17 REPLACEMENT PIPELINES - (W/O #16-160-08)	\$136,136.88
117742	CORE & MAIN LP	WATER SERVICE SUPPLIES	\$13,204.95
117755	INLAND WATER WORKS SUPPLY CO	WATER SERVICE SUPPLIES	\$10,425.86
117756	J COLON COATINGS INC	CONTRACT PAYMENT - RESERVOIR MAINTENANCE	\$116,517.50
117758	KRIEGER & STEWART INC	ENGINEERING	\$26,851.98
117765	OUTFLOW TECHNOLOGIES	PROGRAMMING - MODERNIZATION PROJECT (W/O #14-187-M)	\$10,500.00
117791	SOUTHERN CALIFORNIA EDISON CO	POWER	\$224,615.94
117801	Z&L PAVING, INC	PAVING	\$13,599.00
117821	Z&L PAVING, INC	PAVING	\$30,990.00
117844	DESERT WATER AGENCY - WASTEWATER	WASTEWATER REVENUE BILLING FOR MAY 2018	\$90,410.25
117849	BLASDEL GUINAN TRUST ACCOUNT	ARABY COVE ROAD REPAIR	\$16,000.00
117851	DESERT WATER AGENCY - WASTEWATER	CONSTRUCTION REFUND - THE DISTRICT (W/O # 15-002--08)	\$23,032.66
117854	ACWA-JPIA	HEALTH,DENTAL & VISION INSURANCE PREMIUMS - JULY 2018	\$193,335.82
117888	BEST BEST & KRIEGER LLP	LEGAL FEES	\$106,739.72
117904	CORE & MAIN LP	WATER SERVICE SUPPLIES	\$25,227.31
117910	THE PAPE GROUP INC	EXCAVATION MACHINE (W/O 17-154-M)	\$75,969.75
117911	DOWN TO EARTH LANDSCAPING	LANDSCAPE MAINTENANCE JUNE 2018	\$29,951.54
117915	EUROFINS EATON ANALYTICAL INC	WATER TESTING	\$11,725.00
117921	FERGUSON WATERWORKS	WATER SERVICE SUPPLIES	\$16,628.05
117936	INLAND WATER WORKS SUPPLY CO	WATER SERVICE SUPPLIES	\$17,857.98
117945	MCKEEVER WATERWELL & PUMP INC	MAINTENANCE - WELL #22	\$18,777.00
117952	NATIONAL SAFETY SERVICES INC	SCBA & FIT TEST TRAINING	\$15,170.00
117957	OUTFLOW TECHNOLOGIES	PROGRAMMING - MODERNIZATION PROJECT (W/O #14-187-M)	\$25,500.00
117969	THE SOCO GROUP, INC	FUEL PURCHASE	\$11,451.97
117971	SOUTHERN CALIFORNIA EDISON CO	POWER	\$13,263.61
117977	THATCHER COMPANY OF CALIFORNIA	WATER SERVICE SUPPLIES	\$38,999.23
117982	UNITED WATER WORKS INC	WATER SERVICE SUPPLIES	\$28,662.68
117993	Z&L PAVING, INC	PAVING	\$40,243.50
		** TOTAL	\$1,410,755.14

**DESERT WATER AGENCY
OPERATING FUND - LISTING OF INVESTMENTS
JUNE 30, 2018**

PURCH DATE	NAME	DESCRIPTION	MATURITY DATE	COST	PAR VALUE	MARKET VALUE	YIELD TO MATURITY	CALLABLE STATUS
------------	------	-------------	---------------	------	-----------	--------------	-------------------	-----------------

Local Agency Investment Fund

06-30-83	State of California	LAIF	Open	\$ 14,139,339.86	\$ 14,139,339.86	\$ 14,139,339.86	1.900%	
----------	---------------------	------	------	------------------	------------------	------------------	--------	--

Certificates of Deposit

Total Certificates of Deposit	\$		\$		\$	
-------------------------------	----	--	----	--	----	--

Commercial Paper

Total Commercal Paper	\$		\$		\$	
-----------------------	----	--	----	--	----	--

Government Agency

09-20-16	Union Bank	FNMA (Callable 9-20-18)	09-20-19	\$ 1,000,000.00	\$ 1,000,000.00	\$ 986,280.00	1.300%	Quarterly
10-28-16	Union Bank	FHLMC STEP (Callable 7-28-18)	10-28-21	\$ 1,000,000.00	\$ 1,000,000.00	\$ 987,610.00	2.000%	Quarterly
02-28-17	Union Bank	FHLMC (Callable 8-25-18)	02-25-19	\$ 500,000.00	\$ 500,000.00	\$ 497,390.00	1.400%	Quarterly
09-29-17	Union Bank	FHLMC (Callable 9-29-18)	09-29-20	\$ 500,000.00	\$ 500,000.00	\$ 488,825.00	1.700%	Quarterly
01-29-18	Union Bank	FHLB (Callable 1-29-19)	01-29-21	\$ 500,000.00	\$ 500,000.00	\$ 493,545.00	2.200%	Quarterly
02-08-18	Union Bank	FFCB	05-08-19	\$ 1,000,000.00	\$ 1,000,000.00	\$ 997,240.00	2.000%	Bullet
04-17-18	Union Bank	FFCB	04-17-19	\$ 1,000,000.00	\$ 1,000,000.00	\$ 998,810.00	2.150%	Bullet
06-26-18	Union Bank	FHLB (Callable 9-26-18)	06-26-20	\$ 1,003,420.00	\$ 1,000,000.00	\$ 1,003,000.00	3.375%	1 Time

Total Government Agency	\$	6,503,420.00	\$	6,500,000.00	\$	6,452,700.00
-------------------------	----	--------------	----	--------------	----	--------------

Weighted Mean YTM 1.954%

TOTAL INVESTED @ 06/30/18	\$	20,642,759.86	\$	20,639,339.86	\$	20,592,039.86
---------------------------	----	---------------	----	---------------	----	---------------

BALANCE @ 06/30/17	\$	16,124,074.41
--------------------	----	---------------

INCREASE (DECREASE)	\$4,518,685.45
---------------------	----------------

**DESERT WATER AGENCY
STATEMENT OF CASH RECEIPTS AND EXPENDITURES**

GENERAL ACCOUNT

JUNE 2018

**INVESTED
RESERVE FUNDS
\$127,601,641.53**

BALANCE JUNE 1, 2018 (\$505,102.27)

* TAXES - RIVERSIDE COUNTY	396,658.50
* INTEREST EARNED - INV. FUNDS	129,575.86
GROUNDWATER REPLEN. ASSESSMENT	0.00
REIMBURSEMENT - OPERATING FUND	0.00
REIMBURSEMENT - CVWD MGMT	686,955.00
STATE WATER PROJECT REFUNDS	22,642.00
REIMB - CVWD - WHITEWATER HYDRO	4,593.85
POWER SALES - WHITEWATER	24,531.90
MISCELLANEOUS	27,355.09

TOTAL RECEIPTS \$1,292,312.20

PAYMENTS

CHECKS UNDER \$10,000.00	22,731.41
CHECKS OVER \$10,000.00 - SCH. #1	1,102,745.08
CANCELLED CHECKS AND FEES	25.00

TOTAL PAYMENTS \$1,125,501.49

NET INCOME \$166,810.71

INVESTED RESERVE FUNDS

FUNDS MATURED	4,419,000.00
FUNDS INVESTED – SCH. #2	4,758,420.00

NET TRANSFER (\$339,420.00) \$339,420.00

BALANCE JUNE30, 2018 (\$677,711.56) \$127,941,061.53

* INCLUSIVE TO DATE

	TAXES	INTEREST
RECEIPTS IN FISCAL YEAR	\$28,110,402.64	\$1,538,245.95
RECEIPTS IN CALENDAR YEAR	\$21,561,711.11	\$847,752.36

DESERT WATER AGENCY

GENERAL ACCOUNT

SCHEDULE #1-CHECKS OVER \$10,000

CHECK #	NAME	DESCRIPTION	AMOUNT
9047	TURBINE REPAIR SERVICES	WHITewater HYDRO REPAIR HYDROELECTRIC ASSEMBLY	\$163,301.00
9054	DESERT WATER AGENCY-OPERATING	P/R & EXP REIMBURSEMENT FOR MAY 2018	\$185,617.98
9055	STATE OF CA. DEPT. OF WATER RESOURCES	STATE WATER PROJECT - JUNE 2018	\$663,687.84
9058	REED ELECTRICAL & FIELD SERVICES	GENERATOR CONTROLS UPGRADES	\$90,138.26

**** TOTAL**

\$1,102,745.08

**DESERT WATER AGENCY
GENERAL FUND - LISTING OF INVESTMENTS
JUNE 30, 2018**

PURCHASE DATE	NAME	DESCRIPTION	MATURITY DATE	COST	PAR VALUE	MARKET VALUE	YIELD TO MATURITY	CALLABLE STATUS
---------------	------	-------------	---------------	------	-----------	--------------	-------------------	-----------------

Local Agency Investment Fund

06-30-83	State of California	LAIF	Open	\$ 44,742,391.53	\$ 44,742,391.53	\$ 44,742,391.53	1.900%	
----------	---------------------	------	------	------------------	------------------	------------------	--------	--

Certificates of Deposit

04-20-17	RBC Wealth Mgmt	Whitney Bank CD	04-22-19	\$ 1,000,000.00	\$ 1,000,000.00	\$ 994,720.00	1.650%	Bullet
06-14-17	RBC Wealth Mgmt	Capital One N/A CD	06-15-20	\$ 250,000.00	\$ 250,000.00	\$ 245,737.50	1.900%	Bullet
06-14-17	RBC Wealth Mgmt	Capital One Bank USA CD	06-15-20	\$ 250,000.00	\$ 250,000.00	\$ 245,737.50	1.900%	Bullet
06-19-17	RBC Wealth Mgmt	First Priority Bank CD	06-19-20	\$ 250,000.00	\$ 250,000.00	\$ 244,975.00	1.750%	Bullet

Total Certificates of Deposit	\$ 1,750,000.00	\$ 1,750,000.00	\$ 1,731,170.00
-------------------------------	-----------------	-----------------	-----------------

Commercial Paper

Total Commercial Paper	\$	\$	\$
------------------------	----	----	----

Government Agency

10-02-15	Stifel	FHLB (Callable Continuous)	10-02-19	\$ 1,000,000.00	\$ 1,000,000.00	\$ 987,980.00	1.450%	Continuous
10-29-15	Stifel	FHLB (Callable Continuous)	10-29-18	\$ 1,000,000.00	\$ 1,000,000.00	\$ 996,930.00	1.120%	Continuous
11-25-15	Stifel	FNMA (Callable 8-25-18)	11-25-19	\$ 1,000,000.00	\$ 1,000,000.00	\$ 986,790.00	1.500%	Qtrly
02-26-16	Ladenburg Thalmann	FNMA (Callable 8-26-18)	02-26-19	\$ 1,000,000.00	\$ 1,000,000.00	\$ 992,510.00	1.250%	Qtrly
03-23-16	Ladenburg Thalmann	FNMA (Callable 9-23-18)	03-23-20	\$ 1,000,000.00	\$ 1,000,000.00	\$ 982,500.00	1.500%	Qtrly
03-30-16	Stifel	FNMA STEP (Callable 9-30-18)	03-30-21	\$ 1,000,000.00	\$ 1,000,000.00	\$ 986,020.00	1.750%	Qtrly
03-30-16	Stifel	FHLMC STEP (Callable 9-30-18)	03-30-21	\$ 1,000,000.00	\$ 1,000,000.00	\$ 986,850.00	1.750%	Qtrly
04-26-16	Ladenburg Thalmann	FHLB (Callable Continuous)	10-26-20	\$ 999,500.00	\$ 1,000,000.00	\$ 973,800.00	1.950%	Continuous
05-23-16	Stifel	FNMA (Callable 8-23-18)	08-23-19	\$ 1,000,000.00	\$ 1,000,000.00	\$ 986,680.00	1.250%	Qtrly
05-26-16	Union Bank	FNMA	11-26-19	\$ 1,000,000.00	\$ 1,000,000.00	\$ 983,800.00	1.800%	1 Time
05-31-16	Ladenburg Thalmann	FHLMC (Callable 8-29-18)	08-29-18	\$ 1,000,000.00	\$ 1,000,000.00	\$ 998,500.00	1.020%	Qtrly
06-01-16	Stifel	FFCB (Callable Continuous)	03-01-19	\$ 1,000,000.00	\$ 1,000,000.00	\$ 992,110.00	1.250%	Continuous
06-13-16	Ladenburg Thalmann	FNMA (Callable 9-13-18)	06-13-19	\$ 1,000,000.00	\$ 1,000,000.00	\$ 990,760.00	1.400%	Qtrly
06-16-16	Stifel	FFCB (Callable Continuous)	03-16-20	\$ 1,000,000.00	\$ 1,000,000.00	\$ 978,070.00	1.400%	Continuous
06-21-16	Stifel	FHLMC STEP (Callable 9-21-18)	06-21-21	\$ 1,000,000.00	\$ 1,000,000.00	\$ 982,610.00	1.750%	Qtrly
06-28-16	Ladenburg Thalmann	FNMA (Callable 9-28-18)	06-28-19	\$ 1,000,000.00	\$ 1,000,000.00	\$ 988,310.00	1.200%	Qtrly
06-30-16	Stifel	FHLMC STEP (Callable 9-30-18)	12-30-19	\$ 1,000,000.00	\$ 1,000,000.00	\$ 992,100.00	1.500%	Qtrly
07-07-16	Ladenburg Thalmann	FFCB (Callable Continuous)	01-07-19	\$ 1,000,000.00	\$ 1,000,000.00	\$ 993,570.00	1.000%	Continuous
07-11-16	Ladenburg Thalmann	FHLB (Callable Continuous)	10-11-19	\$ 1,000,000.00	\$ 1,000,000.00	\$ 983,420.00	1.125%	Continuous
07-11-16	Ladenburg Thalmann	FHLB (Callable Continuous)	07-11-19	\$ 1,000,000.00	\$ 1,000,000.00	\$ 987,070.00	1.125%	Continuous
07-13-16	Union Bank	FFCB (Callable Continuous)	01-13-20	\$ 1,000,000.00	\$ 1,000,000.00	\$ 978,620.00	1.240%	Continuous
07-26-16	Ladenburg Thalmann	FNMA (Callable 7-26-18)	07-26-19	\$ 999,500.00	\$ 1,000,000.00	\$ 986,940.00	1.125%	Qtrly
07-27-16	Stifel	FNMA STEP (Callable 7-27-18)	07-27-21	\$ 1,000,000.00	\$ 1,000,000.00	\$ 960,960.00	1.250%	Qtrly
08-10-16	Ladenburg Thalmann	FHLMC (Callable 8-10-18)	08-10-20	\$ 1,000,000.00	\$ 1,000,000.00	\$ 974,000.00	1.450%	Qtrly
08-24-16	Ladenburg Thalmann	FHLMC STEP (Callable 8-24-18)	08-24-21	\$ 1,000,000.00	\$ 1,000,000.00	\$ 985,970.00	1.500%	Qtrly
08-30-16	Stifel	FHLMC STEP (Callable 8-28-18)	08-27-21	\$ 1,000,000.00	\$ 1,000,000.00	\$ 991,740.00	1.500%	Qtrly
08-30-16	Ladenburg Thalmann	FNMA (Callable 8-27-18)	11-27-19	\$ 1,000,000.00	\$ 1,000,000.00	\$ 983,130.00	1.250%	Qtrly
09-06-16	Ladenburg Thalmann	FFCB (Callable Continuous)	03-06-19	\$ 1,000,000.00	\$ 1,000,000.00	\$ 990,730.00	1.150%	Continuous
09-20-16	Union Bank	FNMA (Callable 9-20-18)	09-20-19	\$ 1,000,000.00	\$ 1,000,000.00	\$ 986,280.00	1.300%	Qtrly
09-27-16	Ladenburg Thalmann	FHLMC STEP (Callable 9-27-18)	09-27-19	\$ 1,000,000.00	\$ 1,000,000.00	\$ 996,130.00	1.500%	Qtrly
09-29-16	Ladenburg Thalmann	FHLMC STEP (Callable 9-29-18)	09-29-21	\$ 950,000.00	\$ 950,000.00	\$ 924,596.50	1.375%	Qtrly
09-30-16	Ladenburg Thalmann	FNMA (Callable 9-30-18)	09-30-19	\$ 1,000,000.00	\$ 1,000,000.00	\$ 985,270.00	1.250%	Qtrly
10-06-16	Ladenburg Thalmann	FHLMC (Callable 7-6-18)	07-06-20	\$ 1,000,000.00	\$ 1,000,000.00	\$ 975,540.00	1.375%	Qtrly
10-11-16	Ladenburg Thalmann	FHLMC (Callable 7-11-18)	10-11-18	\$ 999,750.00	\$ 1,000,000.00	\$ 997,130.00	1.000%	Qtrly

DESERT WATER AGENCY
GENERAL FUND - LISTING OF INVESTMENTS
JUNE 30, 2018

PURCHASE DATE	NAME	DESCRIPTION	MATURITY DATE	COST	PAR VALUE	MARKET VALUE	YIELD TO MATURITY	CALLABLE STATUS
Government Agency								
10-17-16	Stifel	FNMA	04-17-20	\$ 1,000,000.00	\$ 1,000,000.00	\$ 977,290.00	1.250%	1 Time
10-28-16	Stifel	FHLMC STEP (Callable 7-28-18)	10-28-21	\$ 1,500,000.00	\$ 1,500,000.00	\$ 1,471,905.00	1.250%	Qtrly
10-28-16	Union Bank	FHLMC STEP (Callable 7-28-18)	10-28-21	\$ 1,000,000.00	\$ 1,000,000.00	\$ 987,610.00	2.000%	Qtrly
11-03-16	Ladenburg Thalmann	FFCB (Callable Continuous)	05-03-21	\$ 999,250.00	\$ 1,000,000.00	\$ 967,000.00	1.490%	Continuous
11-15-16	Stifel	FHLMC STEP (Callable 8-15-18)	11-15-19	\$ 1,000,000.00	\$ 1,000,000.00	\$ 987,740.00	1.250%	Qtrly
12-14-16	Ladenburg Thalmann	FHLMC (Callable 9-14-18)	12-14-20	\$ 1,000,000.00	\$ 1,000,000.00	\$ 977,420.00	1.750%	Qtrly
12-29-16	Ladenburg Thalmann	FNMA (Callable 9-29-18)	06-29-20	\$ 1,000,000.00	\$ 1,000,000.00	\$ 983,460.00	1.750%	Qtrly
12-30-16	Ladenburg Thalmann	FHLMC (Callable 9-30-18)	12-30-19	\$ 998,000.00	\$ 1,000,000.00	\$ 981,000.00	1.500%	Qtrly
01-27-17	Ladenburg Thalmann	FNMA (Callable 7-27-18)	01-27-20	\$ 1,000,000.00	\$ 1,000,000.00	\$ 984,710.00	1.650%	Qtrly
01-30-17	Union Bank	FHLB (Callable 7-30-18)	04-30-20	\$ 1,000,000.00	\$ 1,000,000.00	\$ 984,430.00	1.750%	Qtrly
02-28-17	Union Bank	FHLMC (Callable 8-25-18)	02-25-19	\$ 1,000,000.00	\$ 1,000,000.00	\$ 994,780.00	1.400%	Qtrly
04-20-17	Stifel	FHLMC STEP (Callable 7-20-18)	04-20-20	\$ 1,000,000.00	\$ 1,000,000.00	\$ 991,280.00	2.250%	Qtrly
04-27-17	Ladenburg Thalmann	FHLMC (Callable 7-27-18)	01-27-21	\$ 1,000,000.00	\$ 1,000,000.00	\$ 983,740.00	2.000%	Qtrly
06-06-17	Stifel	FHLMC STEP (Callable 9-8-18)	06-08-20	\$ 1,000,000.00	\$ 1,000,000.00	\$ 994,470.00	1.500%	Qtrly
06-22-17	Ladenburg Thalmann	FHLMC STEP (Callable 9-22-18)	06-22-22	\$ 1,000,000.00	\$ 1,000,000.00	\$ 989,020.00	1.750%	Qtrly
06-27-17	Union Bank	FHLB (Callable 9-27-18)	09-27-19	\$ 1,000,000.00	\$ 1,000,000.00	\$ 986,920.00	1.500%	Qtrly
06-29-17	Ladenburg Thalmann	FHLMC (Callable 9-29-18)	09-29-20	\$ 1,000,000.00	\$ 1,000,000.00	\$ 979,450.00	1.750%	Qtrly
07-11-17	Ladenburg Thalmann	FHLMC (Callable 7-11-18)	01-11-21	\$ 1,000,000.00	\$ 1,000,000.00	\$ 975,090.00	1.800%	Qtrly
07-26-17	Stifel	FHLMC STEP (Callable 7-26-18)	07-26-22	\$ 1,000,000.00	\$ 1,000,000.00	\$ 991,270.00	1.750%	Qtrly
07-27-17	Stifel	FHLMC STEP (Callable 7-27-18)	07-27-22	\$ 1,000,000.00	\$ 1,000,000.00	\$ 993,870.00	1.500%	Qtrly
08-07-17	Ladenburg Thalmann	FFCB (Callable Continuous)	11-23-20	\$ 999,850.00	\$ 1,000,000.00	\$ 977,150.00	1.770%	Continuous
08-09-17	Stifel	FHLB STEP (Callable 8-9-18)	02-09-22	\$ 2,000,000.00	\$ 2,000,000.00	\$ 1,964,040.00	1.750%	Qtrly
08-10-17	Ladenburg Thalmann	FHLB STEP (Callable 8-10-18)	08-10-22	\$ 1,000,000.00	\$ 1,000,000.00	\$ 994,360.00	1.500%	Qtrly
09-08-17	Stifel	FHLB STEP (Callable 9-8-18)	09-08-22	\$ 1,000,000.00	\$ 1,000,000.00	\$ 982,460.00	1.750%	Qtrly
09-28-17	Ladenburg Thalmann	FHLMC STEP (Callable 9-28-18)	09-28-20	\$ 1,000,000.00	\$ 1,000,000.00	\$ 984,330.00	1.375%	Qtrly
09-29-17	Union Bank	FHLMC (Callable 9-29-18)	09-29-20	\$ 1,000,000.00	\$ 1,000,000.00	\$ 977,650.00	1.700%	Qtrly
09-29-17	Stifel	FHLMC STEP (Callable 9-29-18)	09-29-22	\$ 1,000,000.00	\$ 1,000,000.00	\$ 982,610.00	1.625%	Qtrly
10-26-17	Ladenburg Thalmann	FNMA (Callable 7-26-18)	07-26-21	\$ 1,000,000.00	\$ 1,000,000.00	\$ 976,510.00	2.000%	Qtrly
11-06-17	Ladenburg Thalmann	FFCB (Callable Continuous)	06-06-19	\$ 1,000,000.00	\$ 1,000,000.00	\$ 991,830.00	1.600%	Continuous
11-20-16	Ladenburg Thalmann	FHLMC (Callable 8-20-18)	11-20-20	\$ 1,000,000.00	\$ 1,000,000.00	\$ 984,060.00	2.000%	Qtrly
12-11-17	Ladenburg Thalmann	FHLB (Callable 9-11-18)	12-11-20	\$ 999,750.00	\$ 1,000,000.00	\$ 982,110.00	2.000%	Qtrly
12-14-17	Stifel	FFCB (Callable 12-14-18)	12-14-20	\$ 1,000,000.00	\$ 1,000,000.00	\$ 984,000.00	2.060%	Continuous
01-16-18	Ladenburg Thalmann	FHLMC (Callable 7-16-18)	10-16-20	\$ 1,000,000.00	\$ 1,000,000.00	\$ 986,520.00	2.070%	Qtrly
01-26-18	Ladenburg Thalmann	FHLB (Callable 7-26-18)	01-26-21	\$ 999,650.00	\$ 1,000,000.00	\$ 987,130.00	2.250%	Qtrly
01-26-18	Stifel	FHLMC (Callable 7-26-18)	01-26-21	\$ 1,000,000.00	\$ 1,000,000.00	\$ 967,110.00	2.220%	Qtrly
01-29-18	Union Bank	FHLB (Callable 1-29-19)	01-29-21	\$ 1,000,000.00	\$ 1,000,000.00	\$ 967,090.00	2.200%	Qtrly
01-30-18	Union Bank	FHLB (Callable 1-30-19)	07-30-20	\$ 1,000,000.00	\$ 1,000,000.00	\$ 988,750.00	2.100%	Qtrly
02-01-18	Stifel	FFCB (Callable 8-1-18)	02-01-21	\$ 1,000,000.00	\$ 1,000,000.00	\$ 989,600.00	2.350%	Qtrly
02-08-18	Union Bank	FFCB	05-08-19	\$ 1,000,000.00	\$ 1,000,000.00	\$ 987,240.00	2.000%	Qtrly
02-12-18	Stifel	FHLB (Callable 2-12-19)	02-12-21	\$ 1,000,000.00	\$ 1,000,000.00	\$ 989,110.00	2.300%	Qtrly
03-26-18	Ladenburg Thalmann	FHLB STEP (Callable 9-26-18)	09-26-21	\$ 1,000,000.00	\$ 1,000,000.00	\$ 997,650.00	2.125%	Qtrly
03-29-18	Stifel	FHLMC STEP (Callable 9-29-18)	09-29-23	\$ 1,000,000.00	\$ 1,000,000.00	\$ 998,180.00	2.250%	Qtrly
04-17-18	Union Bank	FFCB	04-17-19	\$ 1,000,000.00	\$ 1,000,000.00	\$ 998,810.00	2.150%	Bullet
06-26-18	Union Bank	FHLB (Callable 9-26-18)	06-26-20	\$ 1,003,420.00	\$ 1,000,000.00	\$ 1,003,000.00	3.375%	1 Time
06-28-18	Ladenburg Thalmann	FHLMC (Callable 9-28-18)	09-28-22	\$ 1,000,000.00	\$ 1,000,000.00	\$ 1,000,060.00	3.000%	Qtrly
06-28-18	Stifel	FHLMC (Callable 6-28-19)	06-28-22	\$ 1,000,000.00	\$ 1,000,000.00	\$ 1,000,210.00	3.100%	Qtrly
Total Government Agency				\$ 81,448,670.00	\$ 81,450,000.00	\$ 80,345,471.50		
Weighted Mean YTM							1.745%	
TOTAL INVESTED @ 06/30/18				\$ 127,941,061.53	\$ 127,942,391.53	\$ 126,819,033.03		
BALANCE @ 06/30/17				\$ 117,493,032.70				
INCREASE OR (DECREASE)				\$ 10,448,028.83				

**DESERT WATER AGENCY
STATEMENT OF CASH RECEIPTS AND EXPENDITURES**

WASTEWATER ACCOUNT

JUNE 2018

**INVESTED
RESERVE FUNDS
\$1,373,594.08**

BALANCE JUNE 1, 2018 \$3,260.47

ACCOUNTS RECEIVABLE - OTHER	\$23,032.66
CUSTOMER DEPOSITS - CONSTRUCTION	0.00
INTEREST EARNED - INVESTED FUNDS	3.82
WASTEWATER REVENUE	90,410.25
SEWER CAPACITY CHARGES	2,894.12
MISCELLANEOUS	0.00

TOTAL RECEIPTS \$116,340.85

PAYMENTS

CHECKS UNDER \$10,000.00	\$16,799.05
CHECKS OVER \$10,000.00 - SCH. #1	119,934.83
CANCELLED CHECKS AND FEES	0.00

TOTAL PAYMENTS \$136,733.88

NET INCOME (\$20,393.03)

INVESTED RESERVE FUNDS

FUNDS MATURED	\$30,000.00
FUNDS INVESTED – SCH. #2	11,000.00

NET TRANSFER \$19,000.00 (\$19,000.00)

BALANCE JUNE 30, 2018 \$1,867.44 \$1,354,594.08

DESERT WATER AGENCY

WASTEWATER ACCOUNT

SCHEDULE #1-CHECKS OVER \$10,000

CHECK #	NAME	DESCRIPTION	AMOUNT
2556	COACHELLA VALLEY WATER DISTRICT	SEWER CAPACITY CHARGES	\$33,520.00
2558	COACHELLA VALLEY WATER DISTRICT	WASTEWATER REVENUE BILLING FOR MAY 2018	\$58,963.53
2560	DESERT WATER AGENCY - GENERAL	CAPITAL IMPROVEMENT LOAN - REPAYMENT # 18 OF 19	\$27,451.30
** TOTAL			\$119,934.83

**DESERT WATER AGENCY
WASTEWATER FUND - LISTING OF INVESTMENTS
JUNE 30, 2018**

PURCH DATE	NAME	DESCRIPTION	MATURITY DATE	COST	PAR VALUE	MARKET VALUE	YIELD TO MATURITY
------------	------	-------------	---------------	------	-----------	--------------	-------------------

Local Agency Investment Fund

06-30-83	State of California	LAIF	Open	\$ 1,354,594.08	\$ 1,354,594.08	\$ 1,354,594.08	1.900%
----------	---------------------	------	------	-----------------	-----------------	-----------------	--------

TOTAL INVESTED @ 06/30/18	\$ 1,354,594.08	\$ 1,354,594.08	\$ 1,354,594.08
BALANCE @ 06/30/17	\$ 1,142,620.01		
INCREASE OR (DECREASE)	\$ 211,974.07		

DESERT WATER AGENCY
OPERATING FUND
WATER CONSUMPTION

	THIS QUARTER			FISCAL YEAR TO DATE			2018
	LAST YEAR	THIS YEAR	% UP (DOWN)	LAST YEAR	THIS YEAR	% UP (DOWN)	
WATER REVENUE	\$6,509,251	\$7,389,815	14	\$23,598,052	\$29,013,278	23	
TOTAL CONSUMPTION (100 CU FT)	3,330,684	3,353,379	1	12,210,496	13,206,067	8	
AVERAGE CONSUMPTION PER CONSUMER (100 CU FT)	148	148 *	0	546	586 c	7	
NUMBER OF CONNECTIONS	100	31		22,456	22,613	1	

* = ADDED THIS QUARTER

C = TOTAL ACTIVE JUNE 2018

**STAFF REPORT
TO
DESERT WATER AGENCY
BOARD OF DIRECTORS**

JULY 17, 2018

**RE: REQUEST BOARD ACTION REGARDING A CLAIM FOR
DAMAGES FILED BY THURMAN ARNOLD**

Attached for the Board's review is a claim form submitted to the Agency by Diane C. Blasdel on behalf of Mr. Thurman Arnold on June 7, 2018.

Mr. Arnold is claiming general damages and property damages exceeding \$10,000. This claim is regarding damages caused by the storm that occurred in August and September 2017 over Araby Cove and the runoff damaged Araby Road.

In August and September 2017, the Araby Cove received large amounts of rainfall, sending mud and debris down two canyons located near the Agency's Araby reservoir and booster facilities. The rainfall in September washed out a private road near the booster plant. This road is used by two property owners to access their property located west of the Agency's booster plant. The water also eroded a portion of the road that is located on Mr. Arnold's property.

In September 2017, the Agency received a Courtesy Notice from the City of Palm Springs regarding a public nuisance within the Araby Cove do to a private road that was washed out, preventing fire department access to private properties. The letter was also sent to Mr. Arnold and three other property owners (Mr. Levy, Mrs. Petty, Ms. Rupp).

On March 1, 2018, the property owners, including the Agency and Mr. Arnold, met with the City of Palm Springs to discuss the nuisance. At this meeting, the City advised all five property owners (DWA, Mr. Arnold, Mr. Levy, Mrs. Petty, and Ms. Rupp) that we are all responsible for the road repair and that we must resolve the issues to avoid receiving a fine from the City.

Since that meeting, the property owners obtained three construction estimates to repair the road, agreeing to a cost of \$54,775 that was submitted by a local contractor. The property owners have also agreed to contribute \$12,000 each towards the repair costs.

To date, the work has yet to be started.

Mr. Arnold claims that he should be compensated for all cost associated with the repair of the road, and has filed a claim against the Agency for damages to his property.

Staff requests that the Board reject the claim for damages filed by Mr. Arnold and forward to ACWA/JPIA for their handling.

RECEIVED

JUN 07 2018

DESERT WATER AGENCY
MANAGEMENT


Claim Form


(A claim shall be presented by the claimant or by a person acting on his behalf)

NAME OF DISTRICT: DESERT WATER AGENCY	
1	<p>Claimant name, address (mailing address if different), phone number, [REDACTED], e-mail address, and date of birth.</p> <p><i>Effective January 1, 2010, the Medicare Secondary Payer Act (Federal Law) requires the District/Agency to report all claims involving payments for bodily injury and/or medical treatments to Medicare. As such, if you are seeking medical damages, we MUST have both your Social Security Number and your date of birth.</i></p> <p>Name: THURMAN ARNOLD Phone Number: (760) 320-0111</p> <p>Address(es): c/o DIANE C. BLASDEL [REDACTED]</p> <p>120 W. ARENAS ROAD, 2ND FLOOR Date of Birth:</p> <p>PALM SPRINGS, CA 92262 E-mail: diane@bgdesertlaw.com</p>
2	<p>List name, address, and phone number of any witnesses.</p> <p>Name: DWA EMPLOYEES, CITY STAFF, JULIE RUPP, DAVID LEVY</p> <p>Address: ARABY ROAD</p> <p>Phone Number: ()</p>
3	<p>List the date, time, place, and other circumstances of the occurrence or transaction, which gave rise to the claim asserted.</p> <p>Date: Aug-Sept Time: 2017 Place: Araby Cove</p> <p>Tell What Happened (give complete information):</p> <p>DWA's grading, repair and/or maintenance (or lack thereof) of the water tank, water tank pad, road to water tank, pump house and/or other improvements caused damage to Claimant's property during thunder storms in August and September 2017.</p> <p>NOTE: Attach any photographs you may have regarding this claim.</p>
4	<p>Give a general description of the indebtedness, obligation, injury, damage, or loss incurred so far as it may be known at the time of presentation of the claim.</p> <p>General damages and Property damage - road washed out, parking areas washed out, landscaping lost, road damaged, easement usage, repairs and maintenance costs.</p>
5	<p>Give the name or names of the public employee or employees causing the injury, damage, or loss, if known.</p> <p>DESERT WATER AGENCY</p>
6	<p>The amount claimed if it totals less than ten thousand dollars (\$10,000) as of the date of presentation of the claim, including the estimated amount of any prospective injury, damage or loss, insofar as it may be known at the time of the presentation of the claim, together with the basis of computation of the amount claimed. If the amount claimed exceeds ten thousand dollars (\$10,000), no dollar amount shall be included in the claim. However, it shall indicate whether the claim would be a limited civil case.</p> <p>Damages exceed \$10,000</p>
<p>Date: 6/6/18 Time: 10:23 AM Signature: Diane C. Blasdel</p> <p>ANSWER ALL QUESTIONS. OMITTING INFORMATION COULD MAKE YOUR CLAIM LEGALLY INSUFFICIENT!</p>	









Untitled Map

Write a description for your map.

Legend

End of Public Road

DWA Booster

DWA Reservoir

Google Earth

© 2018 Google

500 ft

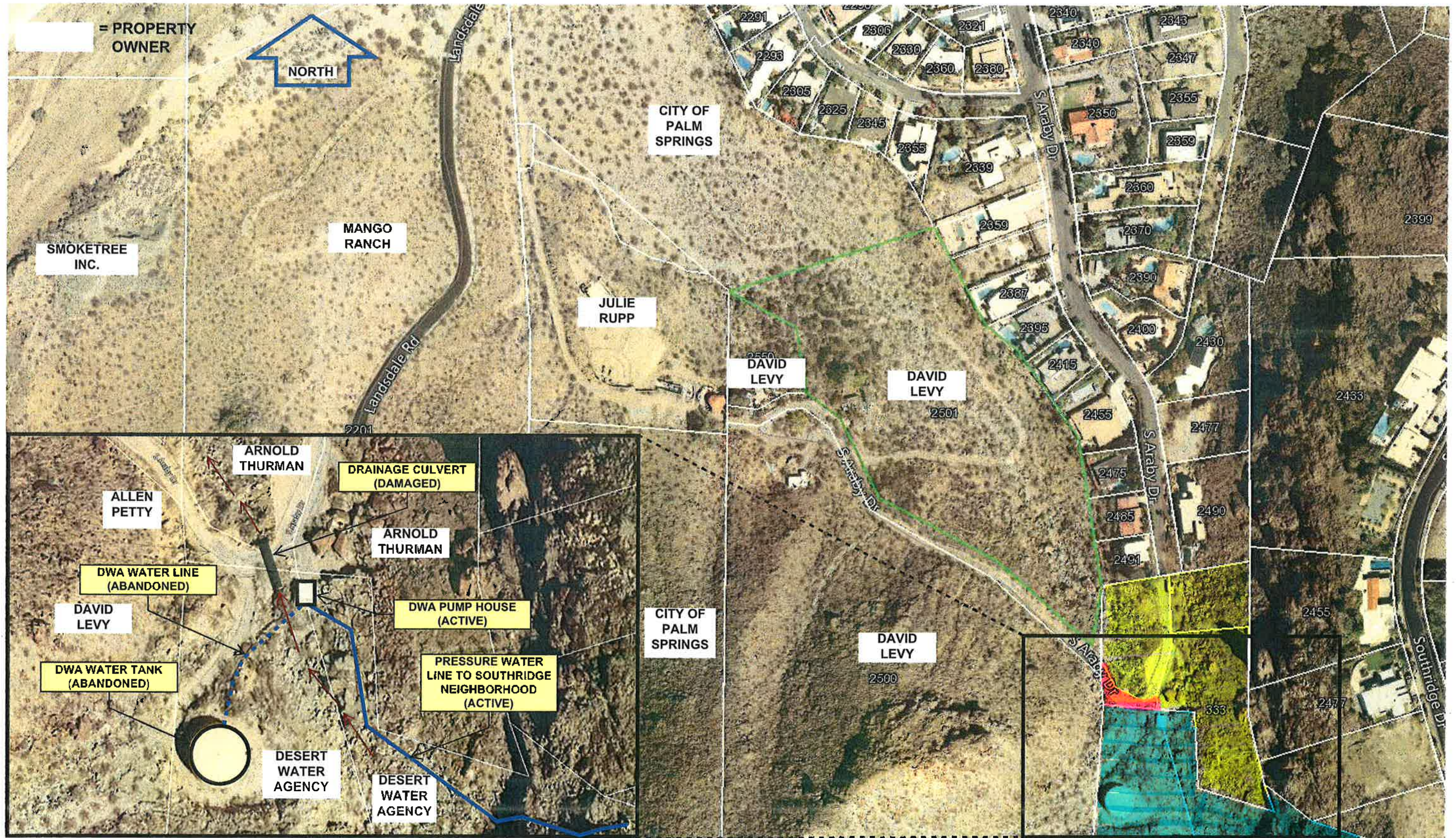


Before Flood



After Flood





- MR. ARNOLD
- MRS. PETTY
- DWA

**STAFF REPORT
TO
DESERT WATER AGENCY
BOARD OF DIRECTORS**

JULY 17, 2018

**RE: REQUEST BOARD ACTION REGARDING A CLAIM FOR
DAMAGES FILED BY SO CAL GAS**

Attached for the Board's review is a claim submitted to the Agency by SoCalGas on July 9, 2018.

SoCalGas is claiming damages by our contractor, Borden Excavating, Inc. in the estimate amount of \$325.68 for damaging its 1-inch plastic service with a backhoe. Borden is the Agency's contractor for the 2017-2018 replacement pipelines project. In its contract, Borden is required to indemnify, defend and hold harmless the Agency from all injuries or damages to persons or property resulting from any cause. The Agency has sent Borden a request for defense and indemnification letter dated July 11 with a copy to its insurer, United Agencies, Inc., SoCalGas and ACWA/JPIA.

Staff recommends that the Board reject the claim for damages filed by SoCalGas and forward to Borden Excavating, Inc. for their handling.



A  Semptra Energy utility
July 5, 2018



P.O. Box 60980
Los Angeles, CA 90060

Tel: 213.244.5800
Ne'Lisse Windom
Claims Representative
Tel: (213) 244-8452
Email: Nwindom2@semprautilities.com

-CERTIFIED MAIL-

RETURN RECEIPT REQUESTED

NOTICE OF CLAIM
THIS IS NOT AN INVOICE

Desert Water Agency
1200 S Gene Autry Trail
Palm Springs, CA 92263

RE: OUR FILE NUMBER: 292572
DATE OF INCIDENT: June 18, 2018
DAMAGE LOCATION: 550 E Cottonwood Road, Palm Springs, CA

I am an employee of Southern California Gas Company; I am handling this matter on their behalf.

How did damage occur?

Borden Excavating Inc damaged our 1-inch plastic service with a backhoe while installing a water main for Desert Water Agency.

What particular act or omissions on the part of county/city officers or employees caused the damage?

Contractor located our steel service instead of our plastic service and continued to machine excavate assuming they found the correct service.

What damage do you claim resulted?

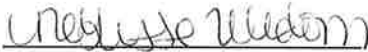
Labor and materials used to repair the 1-inch plastic service and restore affected customers.

What amount do you claim on account of each item of damage?

Estimate repair amount \$325.68 (this amount is only an estimate and will change once an invoice is generated).

Other details?

Point of contact that was given at incident was Nathan McGrand (951) 334-4971.



Ne'Lisse Windom
Claims Representative
(213) 244-8452


Date Signed

PLEASE SIGN, DATE & RETURN ONE COPY OF THIS FORM IN THE ENCLOSED ENVELOPE FOR OUR FILE.

Received & Acknowledged by: Print Name: _____ Signature: _____
Date Received/Signed: _____

July 2, 2018

MEMORANDUM

TO: GENERAL MANAGER AND BOARD OF DIRECTORS
OF DESERT WATER AGENCY

FROM: BEST BEST & KRIEGER LLP

RE: JUNE 21, 2018 MEETING OF THE BOARD OF DIRECTORS OF THE
STATE WATER CONTRACTORS, INC.

The June 21, 2018 meeting of the Board of Directors of the State Water Contractors, Inc., was conducted at the Tsakopoulos Library Galleria in downtown Sacramento.

1. Closed Session. The meeting began with a lengthy closed session discussion of pending litigation involving challenges to the environmental document for Cal Water Fix, the validation action by DWR to confirm its authority to construct the project and finance it with the sale of bonds, and administrative proceedings before the State Water Resources Control Board for approval of an additional point of diversion north of Sacramento to divert water into the proposed tunnels. The closed session also included a discussion of the pending litigation against DWR related to the Oroville Dam. Most of the discussion should not be shared in a memo made available to the public, as it includes discussion of litigation strategies and assessment of legal position.

However, one item that can be shared safely relates to scheduling in the administrative proceeding before the State Water Resources Control Board for the proposed change in point of diversion. The State Board has scheduled additional hearings for August. Testimony will be submitted in advance of that hearing this month.

2. Action Items. The Board of Directors approved a number of action items:

- Zooplankton Sampling. The Board approved a \$22,000 amendment to complete some zooplankton sampling as part of a Delta outflow study evaluating effects of outflows on the Delta Smelt. The vast majority of the study has been completed but additional funds are necessary to finish evaluating zooplankton samples.

- Consultant Agreements. The Board approved consultant agreements totaling \$747,500. These agreements included services for public outreach, water supply and operations support, fisheries science and technical assistance, and energy and power support.

- FERC Consulting. The Board adopted a resolution to allow a recently retired Metropolitan employee to continue providing technical support for FERC re-licensing and related litigation. This resolution was necessary to waive the general 180-day waiting period for hiring retired annuitants.

- Salinity Monitoring for Suisan Marsh Control Gate. Lastly, the Board declined to approve Delta salinity monitoring at the Suisun Marsh Control Gate for DWR's Delta Smelt Resiliency Plan. This monitoring will help ensure that stakeholders can evaluate the effectiveness of the control gate. The Board agreed with the importance of the monitoring but decided to delay approval until additional information could be obtained.

3. Water Operations Report. Molly White from DWR provided a report on SWP water operations. Generally, reservoir levels are at or above their historical averages for this time of year. For example, San Luis Reservoir is at 66% capacity (96% of its historical average for this time of year). This is consistent with Central Valley Project facilities. For example, Folsom Lake is at 91% capacity (110% of its historical average). The one exception to this general trend is Lake Oroville. It is at 66% capacity, which is only 80% of its historical average.

4. Water Quality Report. Diane Shimizu from DWR provided an overview of current water quality conditions. There were no major concerns or noteworthy items.

5. General Manager's Report. SWC General Counsel Stefanie Morris provided the General Manager's report. Ms. Morris briefly explained some noteworthy pending legislation. First, AB 2543 would require any state agency authorized to undertake infrastructure projects costing at least \$100 million to post project cost or schedule changes on its website. The triggers would be a 10% or more cost increase or 12 month or longer delay. SWC is monitoring this bill. Second, AB 3045 failed to move forward this year. This bill would have established the State Water Project Commission within the Natural Resources Agency and would have

reserved one seat on this board for Butte County. Third, AB 2649 would require the State Water Resources Control Board to prioritize temporary permits for projects that are designed to capture water during high precipitation events. These temporary permits would be exempt from CEQA.

Ms. Morris also provided an update on the State Water Contractors contract extension. The proposed extension will be the subject of upcoming legislative hearings. Two Contractors will testify on a panel with witnesses from the Natural Resources Defense Council. It is unclear which Contractors will testify but it is expected to be one larger and one smaller agency. The testimony will discuss the need for the extension to avoid cost compaction and the effect this would have on Contractors.

In addition, Ms. Morris discussed the status of the Water Fix contract amendment negotiation process. The parties are finalizing the agreement in principle. Once finalized, the formal contract amendment will be developed. This is expected to take less time than the extension agreement.

Lastly, Ms. Morris recognized that some Contractors had questions about the recent volatility in the transportation minimum charge. Staff from DWR and the State Water Contractors are evaluating the issue, and it is likely to be a discussion item for the next Director's Advisory Committee meeting.

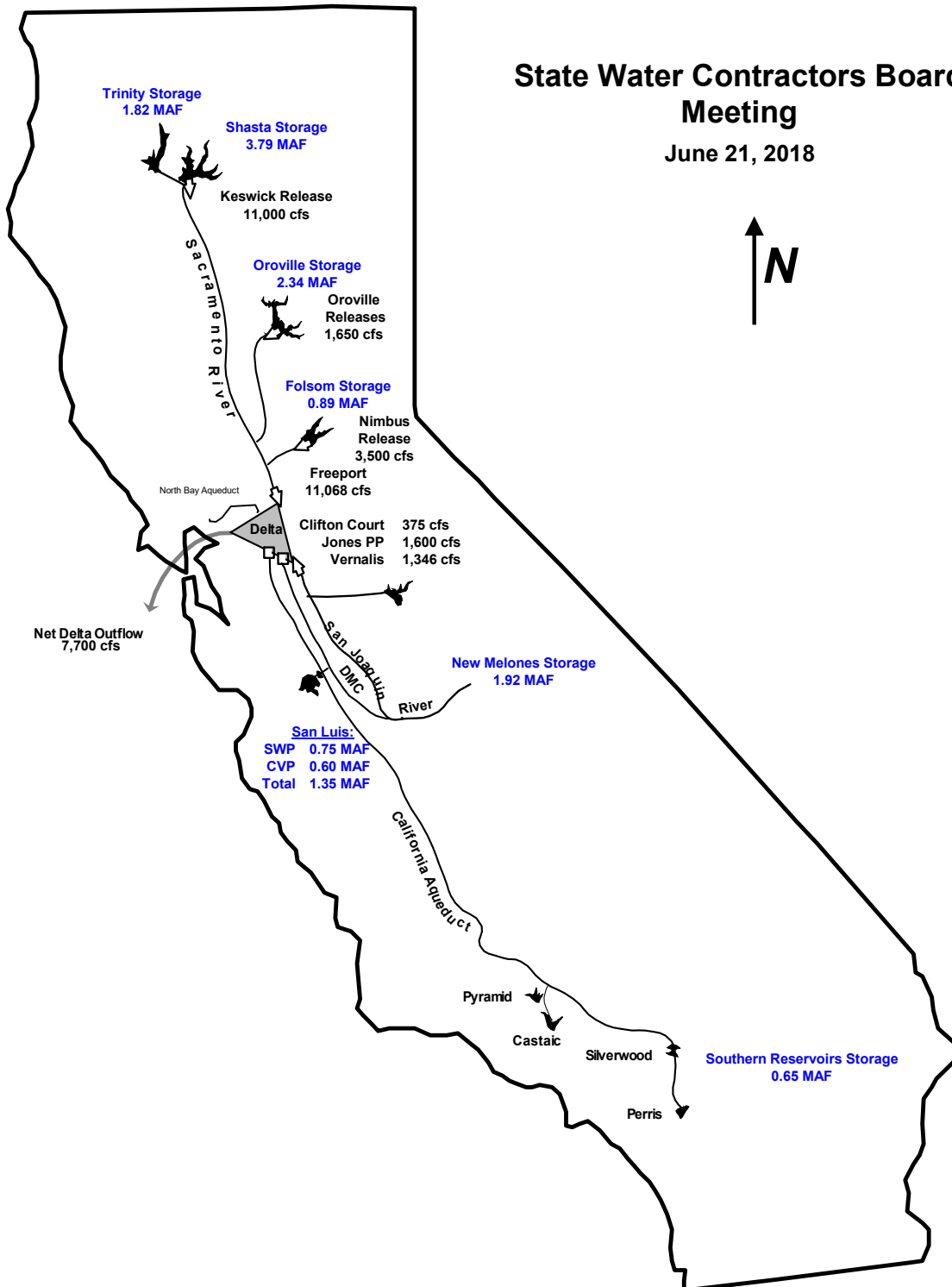
6. Energy Objectives Update. No report.

Michael T. Riddell

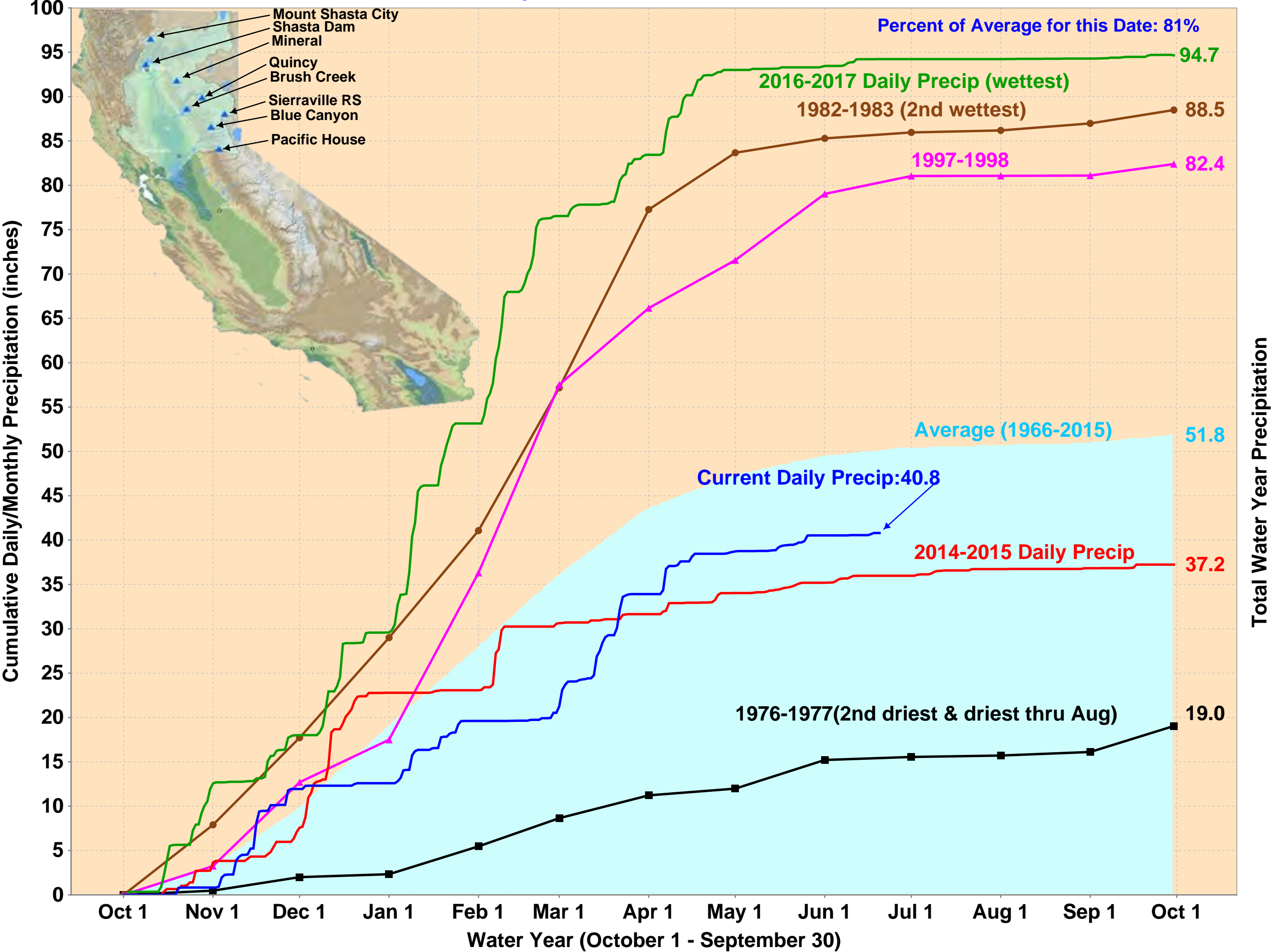
Josh Nelson

State Water Contractors Board Meeting

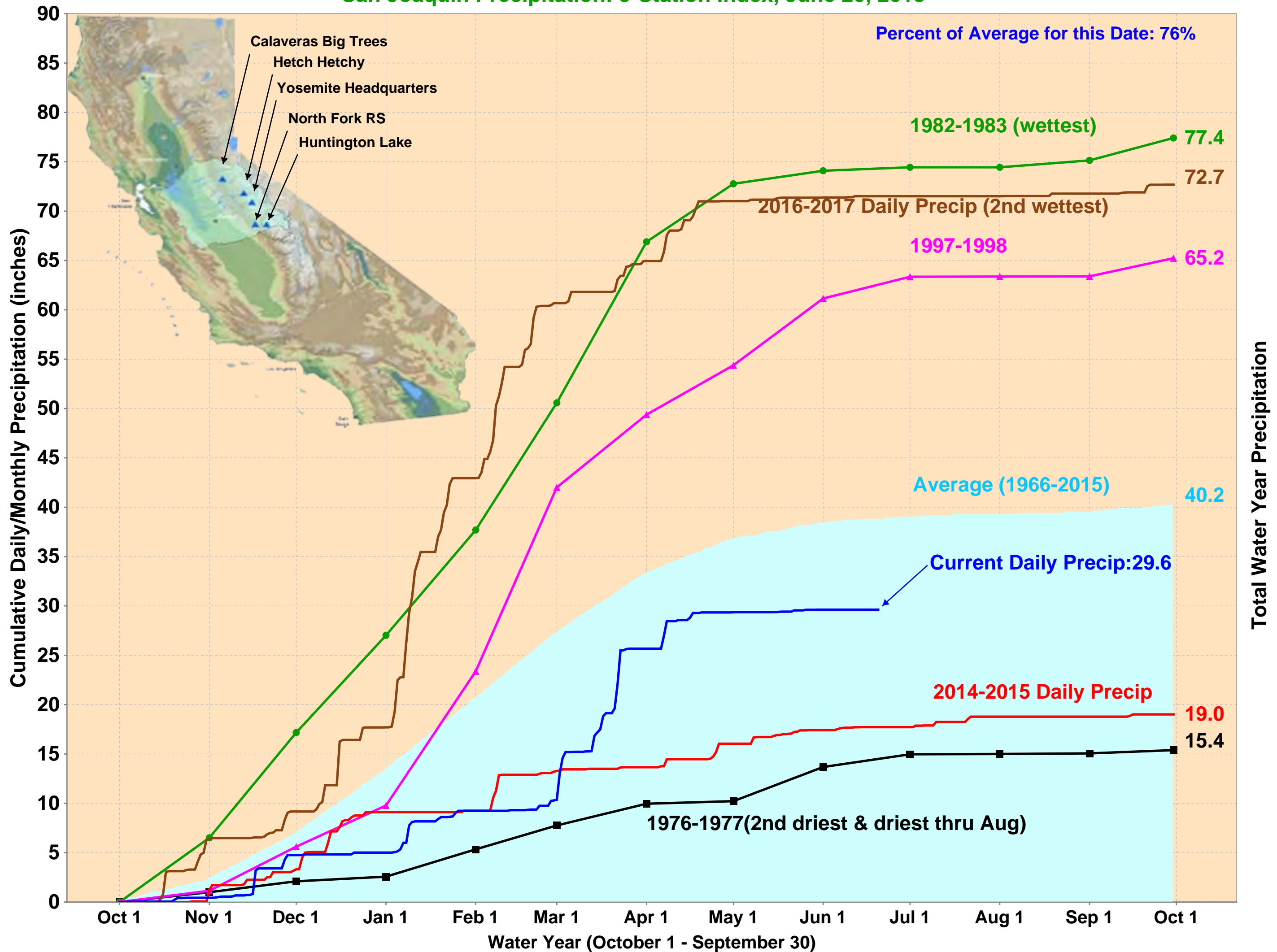
June 21, 2018



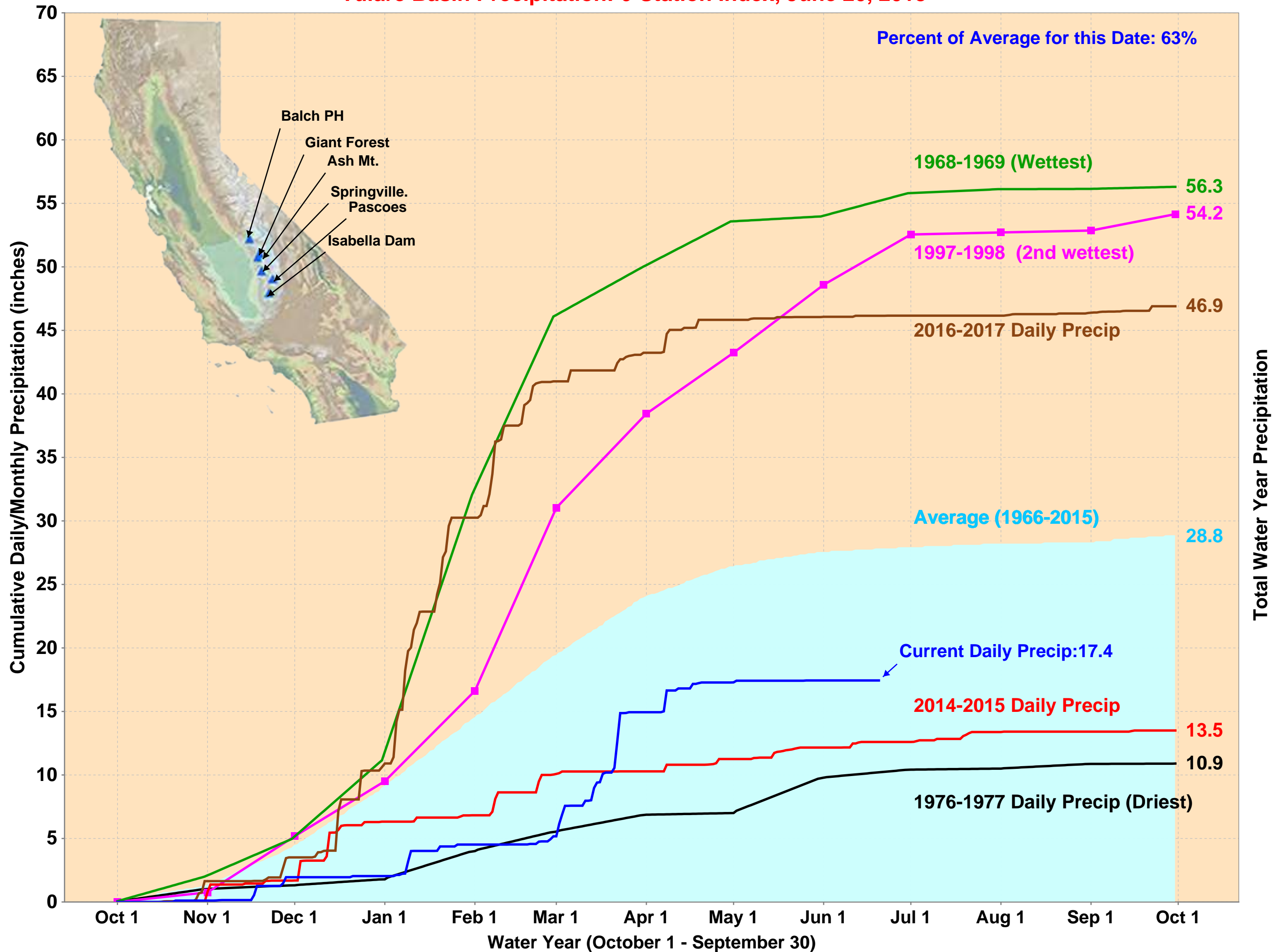
North Sierra Precipitation: 8-Station Index, June 20, 2018



San Joaquin Precipitation: 5-Station Index, June 20, 2018



Tulare Basin Precipitation: 6-Station Index, June 20, 2018

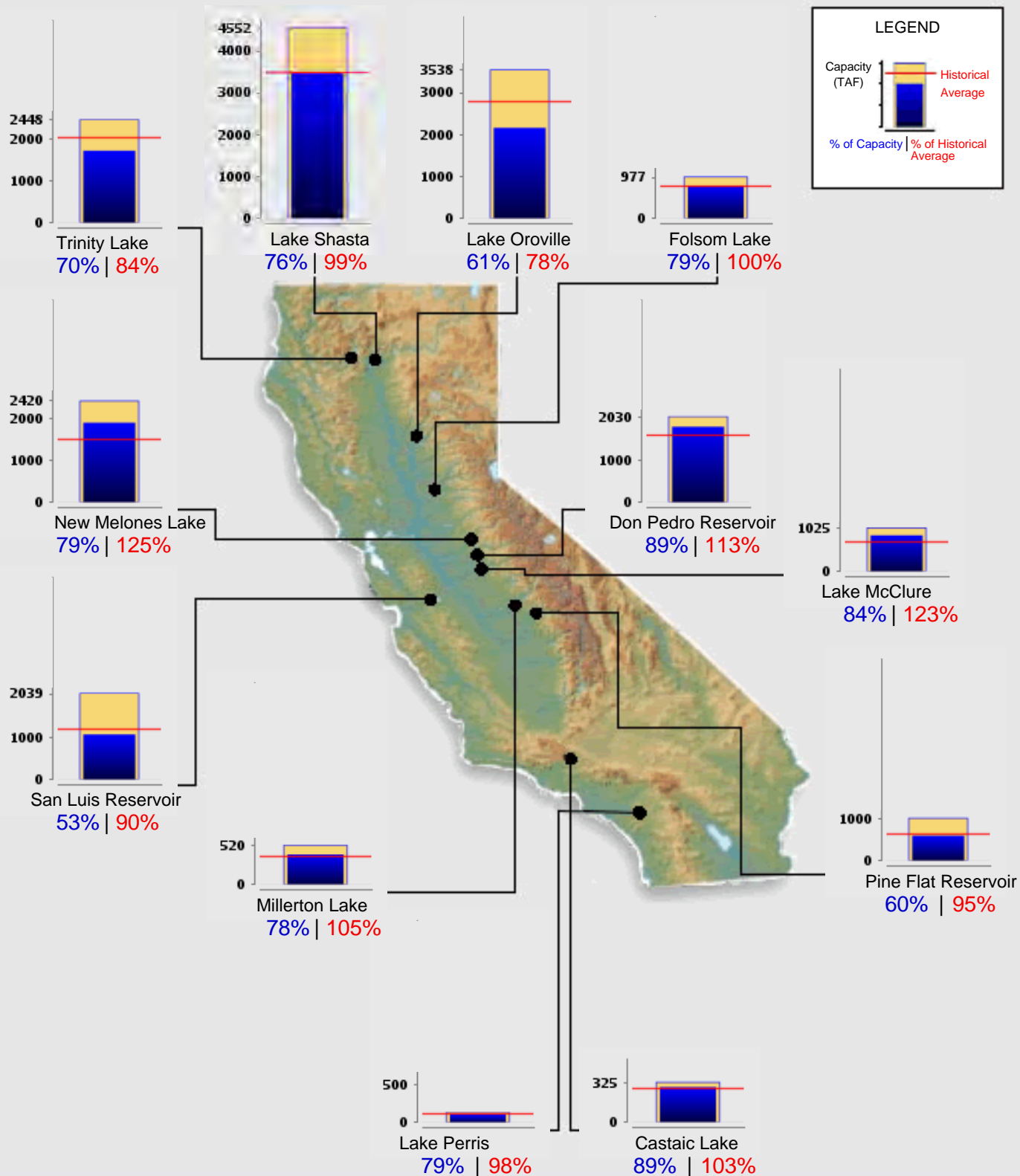




Reservoir Conditions

Ending At Midnight - July 11, 2018

CURRENT RESERVOIR CONDITIONS

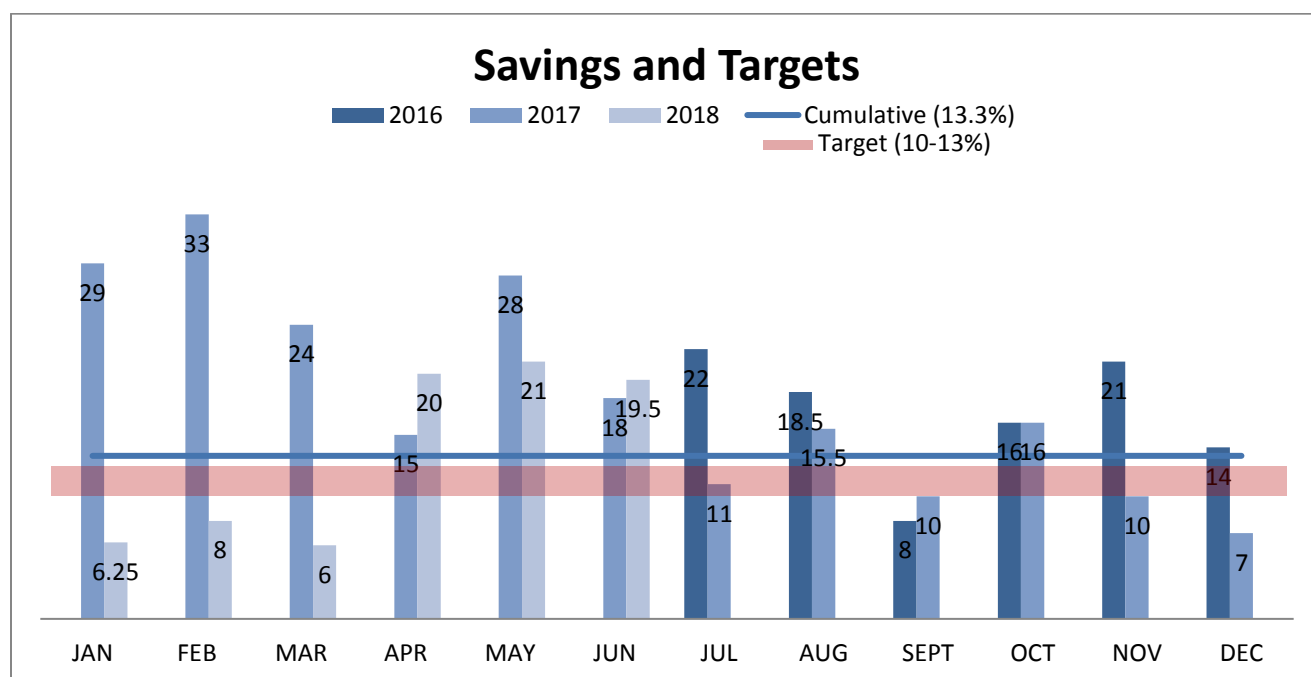


STAFF REPORT TO DESERT WATER AGENCY BOARD OF DIRECTORS

JULY 17, 2018

RE: JUNE 2018 WATER USE REDUCTION FIGURES

Desert Water Agency and its customers achieved a 19.5% percent reduction in potable water production during June 2018 compared to the same month in 2013 – the baseline year used by the State Water Resources Control Board (State Water Board) to measure statewide conservation achievements. DWA continues to report its production to the state on a monthly basis, despite mandatory conservation ending in June 2017.



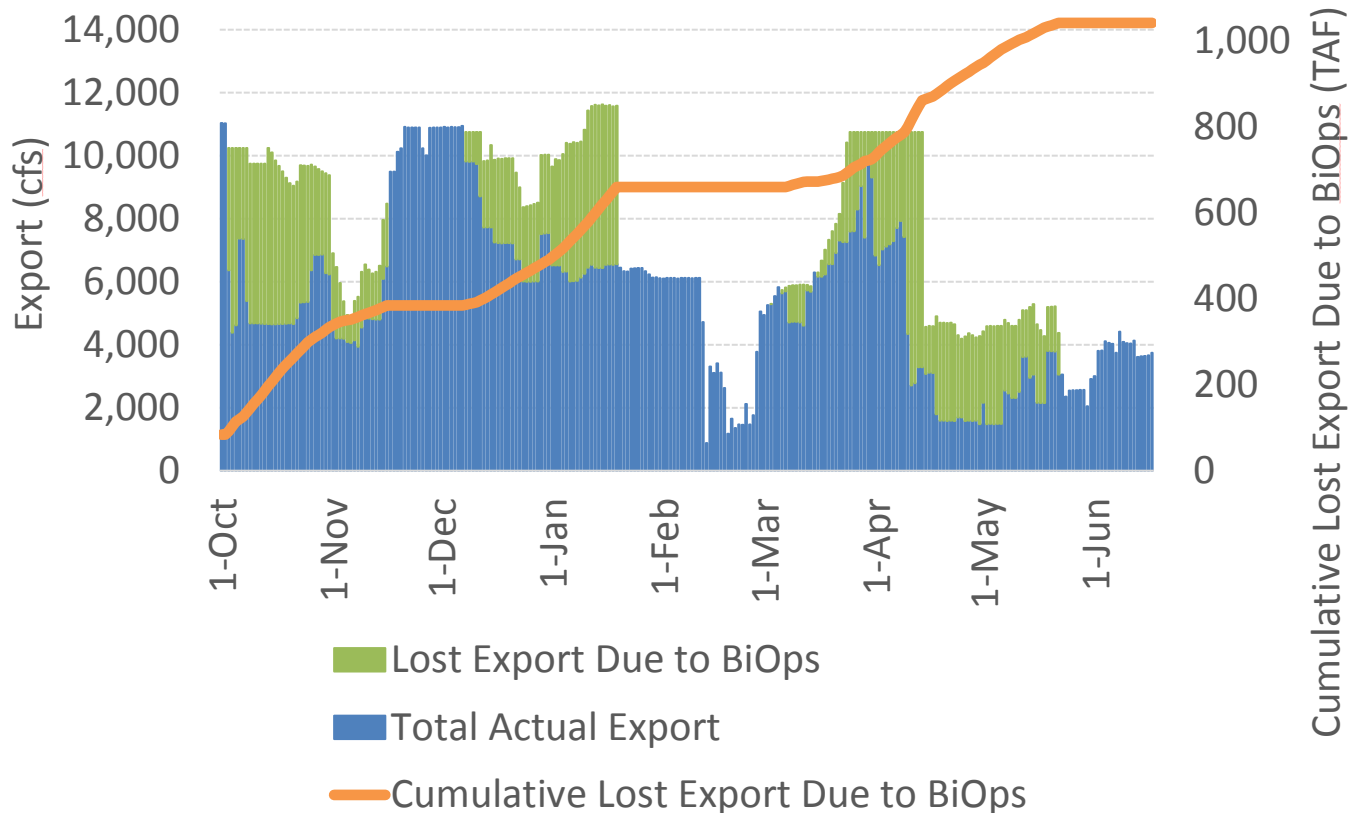
DWA is asking its customers to save 10-13% compared to 2013 to help achieve long-term sustainability.

The cumulative savings over the last twelve-month period is 13.3%. The cumulative savings beginning in June of 2016 when we put our 10-13% target in place is 17.4%.

On the following page is additional information for this month.

June 2018 water production	3,014.37 AF
June 2013 water production	3,724.42 AF
Percent changed in this month per drought surcharge baseline (June 2015)	-35.06% (more use)
Quantity of potable water delivered for all commercial, industrial, and institutional users for the reporting month	986.68 AF
The percentage of the Total Monthly Potable Water Production going to residential use only for the reporting month	67.27%
Population (inclusive of seasonal residents)	106,856
Estimated R-GPCD	206.11
How many public complaints of water waste or violation of conservation rules were received during the reporting month?	41
How many contacts (written/ verbal) were made with customers for actual/ alleged water waste or for a violation of conservation rules?	14
How many formal warning actions (e.g.: written notifications, warning letters, door hangers) were issued for water waste or for a violation of conservation rules?	9
How many penalties were issued for water waste or for a violation of conservation rules?	1
<p>Comments: The Agency's service area is highly seasonal making population analysis a complex task. The State Water Resources Control Board (State Board) analyzes data on a per capita basis.</p> <p>Historically, DWA has submitted data based on the permanent population of the service area; however, that data does not accurately reflect water use in DWA's service area which has a highly seasonal population. Based on local data, the correct population is higher than previously reported. The Residential Gallons Per Capita Per Day (R-GPCD) is being submitted using the corrected population.</p> <p>Since Desert Water Agency began recycling water, the agency has reclaimed 96,484 acre feet. If our recycled water production for this month was taken into consideration against our potable production, the conservation achieved would have been several percentage points higher.</p> <p>In the 2018 water year, October to mid-June, we have lost about a million acre feet due to biological opinions (regulatory restrictions). Please see the graph on the following page.</p>	

Lost Export Due to BiOps: 2018



2018 Lost Export to Due to BiOps = ~1.04 MAF

Fall X2 = ~490 TAF (including Sep)

OMR/SJR IE = ~ 550 TAF

Fall-X2: salinity/water quality management achieved through reservoir storage releases (Delta/Long Fin Smelt)

OMR/SJR (Old & Middle River/San Joaquin River): Restricted pumping rates to maintain minimum reversed flow rates in these rivers thereby reducing the number of fish killed by the pumps (Delta/Long Fin Smelt, Salmonids)