

DESERT WATER AGENCY

SEPTEMBER 19, 2017



BOARD OF DIRECTORS

REGULAR MEETING AGENDA

REGULAR MEETING 8:00 A.M. OPERATIONS CENTER - 1200 SOUTH GENE AUTRY TRAIL – PALM SPRINGS – CALIFORNIA

About Desert Water Agency:

Desert Water Agency operates independently of any other local government. Its autonomous elected board members are directly accountable to the people they serve. The Agency is one of the desert's two State Water Contractors and provides water and resource management, including recycling, for a 325-square-mile area of Western Riverside County, encompassing parts of Cathedral City, Desert Hot Springs, outlying Riverside County and Palm Springs.

1. **PLEDGE OF ALLEGIANCE**
2. **EMPLOYEE INTRODUCTION** **KRAUSE**
3. **APPROVAL OF MINUTES – September 5, 2017** **CIOFFI**
4. **GENERAL MANAGER'S REPORT** **KRAUSE**
5. **COMMITTEE REPORTS – A. Executive – September 12, 2017** **CIOFFI**
6. **PUBLIC INPUT:**
Members of the public may comment on any item not listed on the agenda, but within the jurisdiction of the Agency. In addition, members of the public may speak on any item listed on the agenda as that item comes up for consideration. Speakers are requested to keep their comments to no more than three (3) minutes. As provided in the Brown Act, the Board is prohibited from acting on items not listed on the agenda.
7. **SECRETARY-TREASURER'S REPORT – JULY & AUGUST** **BLOOMER**
8. **ITEMS FOR ACTION**
A. Request Approval and Support of ACWA Region 9 Nominating Committee's Recommendation Slate for 2018-2019 Term **KRAUSE**
9. **ITEMS FOR DISCUSSION**
A. September Water Reduction Figures **KRAUSE**
10. **DIRECTORS COMMENTS AND REQUESTS**
11. **CLOSED SESSION**
 - A. **CONFERENCE WITH LEGAL COUNSEL – EXISTING LITIGATION**
Pursuant to Government Code Section 54956.9 (d) (1)
Name of Case: Agua Caliente Band of Cahuilla Indians vs. Coachella Valley Water District, et al
 - B. **CONFERENCE WITH LEGAL COUNSEL – EXISTING LITIGATION**
Pursuant to Government Code Section 54956.9 (d) (1)
Name of Case: Agua Caliente Band of Cahuilla Indians vs. County of Riverside, et al
 - C. **CONFERENCE WITH LEGAL COUNSEL – EXISTING LITIGATION**
Pursuant to Government Code Section 54956.9 (d) (1)
Name of Case: Mission Springs Water District vs. Desert Water Agency
12. **RECONVENE INTO OPEN SESSION – REPORT FROM CLOSED SESSION**
13. **ADJOURN**

Upon request, this agenda will be made available in appropriate alternative formats to persons with disabilities, as required by Section 202 of the Americans with Disabilities Act of 1990. Any person with a disability who requires a modification or accommodation in order to participate in a meeting is asked to contact Desert Water Agency's Executive Secretary, at (760) 323-4971, at least 48 working hours prior to the meeting to enable the Agency to make reasonable arrangements. Copies of records provided to Board members which relate to any agenda item to be discussed in open session may be obtained from the Agency at the address indicated on the agenda.

Desert Water Agency REGULAR BOARD MEETING September 19, 2017

The following employee is scheduled to attend and be introduced to the Board of Directors at the September 19, 2017 Board Meeting:

Name	Date Employed	Classification/Department
Cheyenne Wiegenstein	January 16, 2017	Staff Engineer

**MINUTES
OF THE REGULAR MEETING
OF THE
DESERT WATER AGENCY
BOARD OF DIRECTORS**

3

September 5, 2017

DWA Board:	James Cioffi, President)	Attendance
	Joseph K. Stuart, Vice President)	
	Kristin Bloomer, Secretary-Treasurer)	

Absent:	Patricia G. Oygar, Director)
	Craig A. Ewing, Director)

DWA Staff:	Mark S. Krause, General Manager)
	Steve Johnson, Asst. General Manager)
	Martin S. Krieger, Finance Director)
	Sylvia Baca, Asst. Secretary of the Board)
	Irene Gaudinez, Human Resources Mgr.)
	Ashley Metzger, Outreach & Conserv. Mgr.)
	Nadia Arriaza, Account Clerk)
	Rafael Cespedes, Water Service Worker I)
	Luis Hernandez, Water Service Worker I)

Consultant:	Michael T. Riddell, Best Best & Krieger)
-------------	---

Public:	David Freedman, P.S. Sustainability Comm.)
---------	---

17902. President Cioffi opened the meeting at 8:00 a.m. and asked everyone to join Vice President Stuart in the Pledge of Allegiance. **Pledge of Allegiance**

17903. President Cioffi called upon General Manager Krause to introduce the new employees. **Employee Introductions**

Mr. Krause introduced newly hired employees Nadia Arriaza (Account Clerk/Telephone Operator), Accounting department; Rafael Cespedes, Water Service Worker I and Luis Hernandez, Water Service Worker I, Construction department.

17904. President Cioffi called for approval of the August 1, 2017 Regular Board meeting minutes. **Approval of 08/01/17
Regular Board Mtg.
Minutes**

Vice President Stuart moved for approval. After a second by Secretary-Treasurer Bloomer, the minutes were approved as written (Directors Oygar and Ewing absent)

17905. President Cioffi called upon General Manager Krause to provide an update on Agency operations.

General Manager's Report

Mr. Krause stated on July 31 at approximately 8:00 p.m., standby responded to a hit fire hydrant at Beverly Dr. and Guadalupe Rd. Staff was able to reinstall the hydrant and put it back into service. The hydrant was hit by a drunk driver; a police report was made. The water loss was from a fully open six inch bury which ran for approximately 30 minutes.

Hit hydrant – Beverly & Guadalupe

Mr. Krause reported on August 14 at approximately 12:40 p.m., Construction staff responded to a hit service by Borden Excavating, Inc. on 303 Sunny Dunes Rd. The service was marked properly by our locator. Staff was able to get the water off, make repairs and put it back in service. The water loss was from a one inch galvanized service line, which ran fully open for approximately 20 minutes.

Hit service – 303 Sunny Dunes Rd.

Mr. Krause provided a report for the Facilities & Safety department: 1) Operations center carpet replacement completed on August 19; 2) Staff is currently working on costs to construct a 10'x10'x11' restroom to be located on the east side of the Operations Center building; and 3) On August 31, Construction and Operations staff participated in advanced training of the new Scott SCBA equipment upgrades.

Facilities & Safety Update

Continuing his report, Mr. Krause provided an update on the 2016/2017 replacement pipeline project update.

2016/2017 Replacement Pipeline Project Update

Mr. Krause stated on August 11, the Sites Reservoir Committee successfully submitted their application to the California Water Commission, ahead of its deadline.

Sites Reservoir Committee/California Water Commission

Mr. Krause stated as of August 27, the Whitewater Hydro Plant has generated approximately 562,000 kWh and we anticipate an approximate monthly settlement from SCE for \$64,000.

Whitewater Hydro Update

Mr. Krause reported on August 31, the Riverside County Sheriff's department and other law enforcement agencies removed approximately 3,500 marijuana plants from the upper Snow Creek watershed. Using the Agency's Snow Creek reservoir as a staging area, over 30 workers removed the plants using helicopters.

Riverside County Sheriff/Marijuana Plants Removal

Mr. Krause noted a press release was provided from DWR on construction work for the Lake Oroville Spillways Emergency Recovery Project.

Lake Oroville Spillways Update

Concluding his report, Mr. Krause noted the current system leak data, and meetings and activities he participated in during the past several weeks.

System Leak Data, General Manager's Meetings & Activities

17906. President Cioffi noted the minutes for the August 2, 2017 Conservation & Public Affairs Committee were provided in the Board's packet.

Committee Reports
Conservation & Public
Affairs 08/02/17

17907. President Cioffi opened the meeting for public input.

Public Input

There being no one from the public wishing to address the Board, President Cioffi closed the public comment period.

17908. President Cioffi called upon General Manager Krause to present staff's request for authorization of Director Fees/Expense Reimbursements for Secretary-Treasurer Bloomer (CSDA Committee Member Interest).

Item for Action:
Request Authorization
of Director
Fees/Expense
Reimbursement/CSDA
Committee

Mr. Krause stated that Secretary-Treasurer Bloomer has indicated interest with the California Special District's Association (CSDA). Currently CSDA is seeking involvement on various committees. CSDA does not reimburse expenses incurred with participation; therefore, travel costs are kept to a minimum when possible. An application signed by the General Manager or Board President is needed by October 13, 2017. Staff requests the Board consider Secretary-Treasurer Bloomer's participation on CSDA's committee(s) as in service to the Board; thereby authorizing any travel and expenses associated with serving on a committee. Also requested is approval for General Manager Krause to sign the authorization form.

Vice President Stuart moved to approve staff's recommendation. After a second by President Cioffi, the motion carried unanimously (Directors Oygar and Ewing absent).

17909. President Cioffi asked General Manager Krause to report on the July water reduction figures.

Discussion Items:
July Water Reduction

Mr. Krause reported that the Agency and its customers achieved an 11% reduction in potable water production during July 2017 compared to the same month in 2013. He noted the cumulative savings June 2016 through current is 20 percent. He also noted the amount of fresh water outflow to the ocean was 786,734-acre feet.

17910. President Cioffi asked Outreach & Conservation Manager Metzger to provide an update on pending legislation.

Update on Pending
Legislative

Mrs. Metzger stated the last day for the State Assembly or State Senate to pass a bill is September 15th. Staff will continue to work with Lobbyist, Robert Reeb to monitor legislative issues and determine appropriate opportunities for Agency involvement. She indicated the two key issues: 1) Long-term conservation; and 2) SB623 (Water tax) which is now a two-year bill.

17911. President Cioffi noted his attendance at the NWRA Western Water Seminar recently held in Santa Fe, New Mexico.

**Discussion Items:
(Cont.)**
NWRA Conference
Attendance

17912. President Cioffi noted that Board packets included Outreach & Conservation reports for August 2017.

Outreach &
Conservation – August
2017

Outreach & Conservation Manager Metzger announced a blood drive will be held at the Agency on October 17 from 9:00 a.m. – 1:00 p.m.

10/17 Blood Drive

17913. Secretary-Treasurer Bloomer noted that PSUSD will be holding its State of the District legislative breakfast on September 20; she plans to attend and inquired whether the rest of the Board plans to attend.

Directors
Comments/Requests

09/20 PSUSD
Legislative Breakfast

Vice President Stuart noted that he will be on vacation in October, returning in November. He stated he could fly back for the November 21 Board meeting if it is held.

Vice President
Stuart/Vacation

17914. At 9:05 a.m., President Cioffi convened into Closed Session for the purpose of Conference with Legal Counsel, (A) Existing Litigation, pursuant to Government Code Section 54956.9 (d) (1), Agua Caliente Band of Cahuilla Indians vs. Coachella Valley Water District, et al; (B) Existing Litigation, pursuant to Government Code Section 54956.9 (d) (1), ACBCI vs. County of Riverside, et al; and (C) Existing Litigation, pursuant to Government Code Section 54956.9 (d) (1), Mission Springs Water District vs. Desert Water Agency.

Closed Session:
A. Existing Litigation –
ACBCI vs. CVWD, et
al.
B. Existing Litigation –
ACBCI vs. Riverside
County
C. Existing Litigation –
MSWD vs. DWA

17915. At 9:49 a.m., President Cioffi reconvened the meeting into open session and announced there was no reportable action.

**Reconvene –No
Reportable Action**

17916. In the absence of any further business, President Cioffi adjourned the meeting at 9:50 a.m.

Adjournment

James Cioffi, President

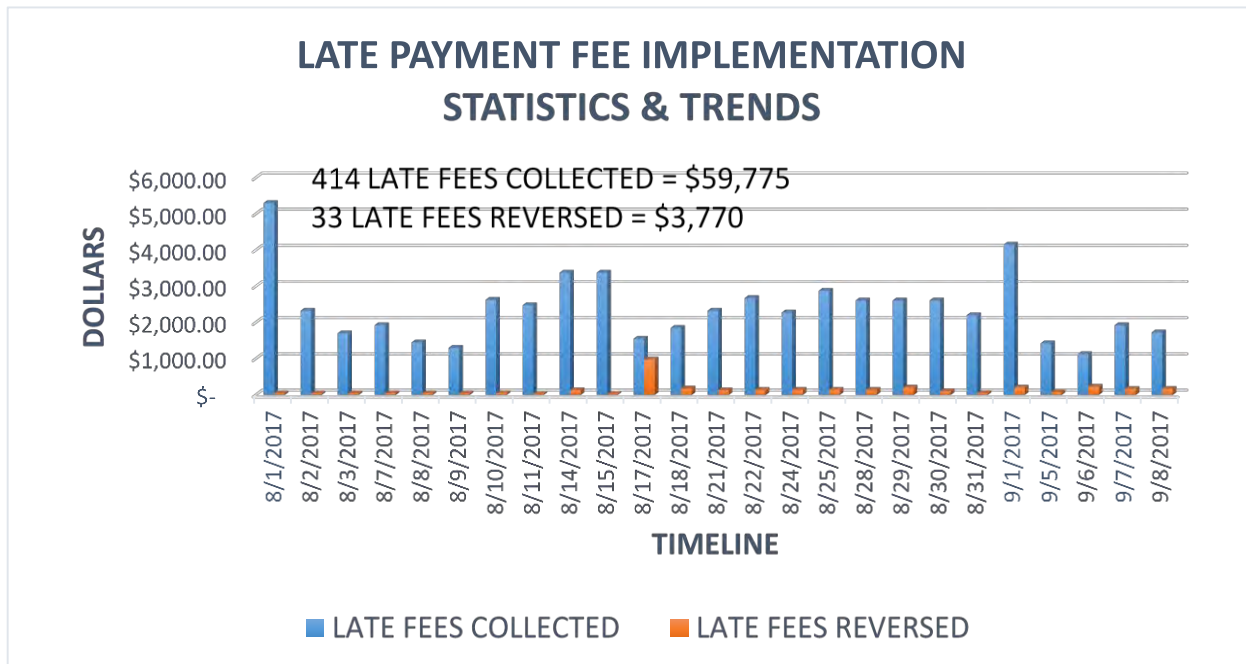
ATTEST:

Kristin Bloomer, Secretary-Treasurer

GENERAL MANAGER'S REPORT SEPTEMBER 19, 2017

Late Fees Update

The Agency's new late fee was implemented beginning on July 1, 2017. After 30 days, late fees began being assessed starting on August 1, 2017. Because meter reading takes place throughout the month, a cyclic trend appears. This is representative of where and when the meters in a particular route are read throughout the water system. The graph shows the fees collected are not showing a definite trend but are expected to decline significantly over time.



DWA E-billing

The Agency currently has 3,678 out of 22,825 accounts that have signed up for E-billing (16%). Over 25,000 E-bills have been sent out since July 2016. The Agency has added the ability for customers to sign up for auto-pay, there have been 1,154 accounts signed up through myDWA. This accounts for a 10% increase of auto-pay customers. Currently, there are between 40-50 customers signing up each week. Single payment through the Automated Clearing House (ACH) will be available by the end of the month.



DWA's Fall Facilities Tour

Wednesday, November 1, 8:00 a.m.

- Snow Creek
- Whitewater hydro power plant
- Mission Creek spreading basin

Staff selected this date to showcase the water that will be flowing into Mission Creek spreading basin and for Buzz bus availability. We hope to have several board members in attendance. Please let Ashley know if you plan to attend the tour.



Facilities & Safety Update

1. On September 6, DWA employees completed training on the Agency's newly upgraded SCBA equipment. Training was provided by NSSI President Chuck Hudson.



2. The DWA monument on the Dinah Shore entrance was partially repaired by Best Signs. The monument needs to be set level again.
3. DWA suffered damage to the landscaping after a storm cell passed through the area on the weekend September 10. Down to Earth Landscaping is working hard to clean up the Operations Center and other DWA sites that have similar damage.
 - a. We lost one Palo Verde.
 - b. Two loads of DG will be needed to replace the losses at the Operations Center and the Reclamation Plant.



Facilities & Safety Update (Cont'd)

4. On September 6, a vehicle was found inoperable on the property adjacent to the Operations Center. It appeared to be a single car accident. The police were notified and they contacted a towing company and had it removed. No significant damage was caused to the property.



United Way Campaign - On September 14, United Way of the Desert held its Kick Off Luncheon and Awards ceremony. For the 7th year in a row, DWA received the **Platinum Award**. New this year were awards for businesses based on its size. DWA won 1). Best Participation Medium Business, 2). Best Per Capita Medium Business, and 3). Best Overall Raised Medium Business. Congratulations to the Board and staff for their continued generosity.

Operation Center Proposed Landscape Modifications

Staff is proposing to modify the Operation Center Landscape in the areas that were previously grass. The proposal from Down to Earth Landscaping includes the following:

- Removal of the existing thatch in the areas that were once grass.
- Installation of $\frac{3}{4}$ " Indian Red Gravel, to include landscape fabric to prohibit weed growth.
- Material Costs: \$4,584
- Labor Costs: \$4,422

(see photo attached)

Exchange Water Deliveries to Mission Creek Recharge Basins

Water deliveries to the Mission Creek Recharge Basins began this week. We anticipate delivering approximately 5,000 acre-feet to the Mission Creek and Garnet Hill Subbasins before the end of the year.

The Agency has been working on a draft implementation procedures for balancing un-balanced water delivery allocations in and among Management Areas identified in the DWA/CVWD/MSWD Settlement Agreement executed on December 7, 2004. At the end of 2016 there was an unbalanced delivery of approximately 50,000 acre feet to the Mission Creek Recharge Basins.

The objective these procedures is to establish continued delivery of water to the Whitewater River Spreading Basins and the Mission Creek Spreading Basins, notwithstanding a need to correct imbalances, whenever State Water Project exchange deliveries of contract Table A water supplies are being delivered to Desert Water Agency (DWA) and Coachella Valley Water District (CVWD). This will help in reducing the magnitude of water level variations in the Mission Creek and Garnet Hill Subbasins.

The 5,000 acre-foot water delivery described above was determined using the draft implementation procedures. The procedures will be reviewed and discussed at the next quarterly GM meeting scheduled for September 26, 2017.



Proposed Rock Landscape Locations

Google Earth

© 2017 Google

200 ft

N

S Gene Autry Trail

Flood Damage

The flash floods that occurred on September 9 caused major damage to the access road to the Araby Reservoir. Although the reservoir was removed from service approximately 4 years ago, the existing booster facilities are active and provide water to the Southridge Reservoirs. The booster building experienced some minor water intrusion, and crews had to remove some mud that blocked the entrance door, but no equipment or water mains were damaged.



SYSTEM LEAK DATA		
(PERIOD BEGINNING AUGUST 30, 2017 THRU SEPTEMBER 12, 2017)		
STREET NAME	QUARTER SECTION	NUMBER OF LEAKS
SATURMINO DR	4413NW	4
CHAPARRAL RD	4411NW	3
AVENIDA PALOS VERDES	4411SW	3
MERITO PL	4410SE	3
VIA MONTE VISTA	4410NE	2
COTTONWOOD RD	4411NW	2
TERRY LN	4413NW	2
AMADO RD	4413NW	2
HERMOSA PL	4410SE	2
SUNNY DUNES RD	4423NW	1
BROADMOOR DR	4529NW	1
STEVENS RD	4410NW	1
TAMARISK RD	4411SW	1
MOUNTAIN VIEW PL	4410SE	1
LIVMOR AVE (4")	4413NE	1
CALLE ABRONIA	4423NW	1
EASMOR CIR	4413NE	1
SAHARA RD	4401SW	1
HIGHLAND DR	4519NW	1
SONORA RD	4423SW	1
CAHUILLA RD	4410SE	1
SANBORN WAY	4403SW	1
CALLE ENCILIA	4423NW	1
VIA ALTAMIRA	4411SE	1
PLAIMOR AVE	4413NE	1
CALLE SAN ANTONIO	4519NW	1
TOTAL LEAKS IN SYSTEM:		40

* Streets highlighted in blue are being replaced as part of the 2016/2017 Replacement Pipeline Project



* Streets highlighted in green are included as part of the proposed list of streets for the 2017/2018 Replacement Pipeline Project

SYSTEM LEAKS

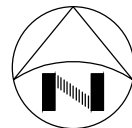
(Period beginning August 30, 2017
thru September 12, 2017)

DESERT WATER AGENCY
PALM SPRINGS, CALIFORNIA

LEGEND

-  LEAK(S) RECORDED
 LEAK(S) RECORDED;
 INCLUDED IN 2016/17
 REPLACEMENT PIPELINES
 LEAK(S) RECORDED;
 INCLUDED IN PROPOSAL
 FOR 2017/18
 REPLACEMENT PIPELINES

DWG. BY
SR



DATE
9/17

SCALE
NTS

EXHIBIT
"A"

General Manager's Meetings and Activities:

Meetings:

09/04/17	DWA I.S./Staff/Snow Creek Security Weekly Meeting	DWA
09/05/17	Bi-Monthly DWA Board Meeting	DWA
09/07/17	Job Interviews for Snow Creek Security Position	DWA
09/07/17	Lincoln Financial Presentation to Staff on Investment Basics	DWA
09/07/17	SFCWA Special Board Meeting	Conf. Call
09/11/17	DWA I.S./Staff/Snow Creek Security Weekly Meeting	DWA
09/11/17	Weekly Update From Reeb	Conf. Call
09/12/17	Weekly Update Call with Poly	Conf. Call
09/12/17	Executive Committee Meeting	DWA
09/13/17	Facilities Photo Shoot	DWA
09/14/17	United Way Luncheon	Hyatt
09/15/17	Pre-Mediation Meeting with Mediator-MSWD Lawsuit	Riverside
09/15/17	MWD/DWA/CVWD 2018 SWP Schedule	Conf. Call
09/18/17	DWA I.S./Staff/Snow Creek Security Weekly Meeting	DWA
09/18/17	Weekly Update From Reeb	Conf. Call

Activities:

- 1) Sites Reservoir
- 2) E-Billing – implementing customer payment history capabilities
- 3) Outreach Talking Points – KESQ
- 4) Snow Creek Hydro SCE contract extension - ongoing
- 5) Whitewater Hydro – Developing new administration and operating procedures
- 6) State and Federal Contractors Water Authority and Delta Specific Project Committee (Standing)
- 7) MSWD Second Amended Petition– Ongoing
- 8) ACBCI Section 14 Facilities & Easements
- 9) Lake Oroville Spillway Damage
- 10) Replacement Pipelines 2017-2018
- 11) Lake Oroville NMFS Requirements
- 12) DWA/CVWD/MWD Operations Coordination/Article 21/Pool A/Pool B/Yuba Water
- 13) DWA/CVWD/MWD Agreements Update
- 14) SGMA Alternative Plans and Bridge Documents
- 15) SWP 2017 Water Supply
- 16) ACBCI Law Suits
- 17) Lake Perris Dam Remediation
- 18) Section 14 Pipeline Easements
- 19) DOI Regulation
- 20) A.B. 1562
- 21) Repair of Facility Access Roads Damaged in the September 10 Storm

Activities:
(Cont.)

- 22) Whitewater Hydro Operations Coordination with Recharge Basin O&M
- 23) Multi-Agency Rate Study
- 24) SGMA Tribal Stakeholder Meetings
- 25) Whitewater Spreading Basins – BLM Permits
- 26) Lake Perris Dam Seepage Recovery Project Participation
- 27) Cal Waterfix Cost Allocation
- 28) DWA Surface Water Filtration Feasibility Study
- 29) Modification of our CVRWMP Boundary
- 30) MSWD Mediation
- 31) Review Documents for MSWD Public Records Act Request

**Minutes
Executive Committee Meeting
September 12, 2017**

Directors Present: Jim Cioffi, Joe Stuart

Staff Present: Mark Krause, Steve Johnson, Martin Krieger

1. Discussion Items

A. Review Agenda for September 19, 2017 Regular Board Meeting

The proposed agenda for the September 19, 2017 regular board meeting was reviewed.

B. Expense Reports

The July and August expense reports were reviewed.

C. CRA and SWP Trip Tentative Dates

The Committee reviewed the 2018 proposed dates and is looking at setting the CRA Tour in March or April 2018 and SWP Trip in September 2018.

2. Other – None

3. Adjourn

DESERT WATER AGENCY
STATEMENT OF CASH RECEIPTS AND EXPENDITURES

OPERATING ACCOUNT

JULY 2017

INVESTED
RESERVE FUNDS
\$16,124,074.41

BALANCE	JULY 1, 2017	(\$405,071.15)	
WATER SALES		\$2,561,683.35	
RECLAMATION SALES		181,476.66	
WASTEWATER RECEIPTS		81,900.28	
POWER SALES		6,930.48	
METERS, SERVICES, ETC.		181,274.00	
REIMBURSEMENT – GENERAL FUND		0.00	
REIMBURSEMENT – WASTEWATER FUND		0.00	
ACCOUNTS RECEIVABLE – OTHER		5,170.26	
CUSTOMER DEPOSITS – SURETY		5,439.00	
CUSTOMER DEPOSITS – CONST.		63,733.00	
LEASE REVENUE		3,396.33	
INTEREST RECEIVED ON INV. FDS.		27,114.60	
FRONT FOOTAGE FEES		0.00	
BOND SERVICE & RESERVE FUND INT		0.00	
MISCELLANEOUS		28,939.43	
TOTAL RECEIPTS		\$3,147,057.39	
PAYMENTS			
PAYROLL CHECKS		\$325,991.53	
PAYROLL TAXES		155,191.52	
ELECTRONIC TRANSFERS		1,073,345.99	
CHECKS UNDER \$10,000.00		269,956.30	
CHECKS OVER \$10,000.00 – SCH. #1		1,914,751.64	
CANCELLED CHECKS AND FEES		2,747.64	
TOTAL PAYMENTS		<u>\$3,741,984.62</u>	
NET INCOME		(\$594,927.23)	
BOND SERVICE ACCOUNT			
MONTHLY WATER SALES		\$0.00	
EXCESS RETURNED BY B/A		\$0.00	
BOND SERVICE FUND			\$0.00
INVESTED RESERVE FUNDS			
FUNDS MATURED		\$1,352,000.00	
FUNDS INVESTED – SCH. #3		392,114.60	
NET TRANSFER			\$959,885.40 (\$959,885.40)
BALANCE	JULY 31, 2017	(\$40,112.98)	\$15,164,189.01

OPERATING ACCOUNT

SCHEDULE #1-CHECKS OVER \$10,000

CHECK #	NAME	DESCRIPTION	AMOUNT
115078	ACWA-JOINT POWERS INS AUTHORITY	WORKERS COMPENSATION PREMIUM - APRIL - JUNE 2017	\$59,074.33
115081	VENTURE PACIFIC INSURANCE SERVICES	EARTHQUAKE & FLOOD INSURANCE PREMIUM - FISCAL 2017/2018	\$38,480.80
115143	KINER COMMUNICATIONS	MARKETING & ADVERTISING SERVICES FOR CV WATER COUNTS	\$12,003.00
115144	KRIEGER & STEWART INC	ENGINEERING	\$25,672.69
115149	NATIONAL SAFETY SERVICES INC	CONFINED SPACE EQUIPMENT - (W/O #17-156-M)	\$55,083.11
115175	SOUTHERN CALIFORNIA EDISON CO	POWER	\$304,483.99
115177	THATCHER COMPANY OF CALIFORNIA	WATER SERVICE SUPPLIES	\$13,911.94
115186	PEREZ PROPERTIES	TURF BUY BACK PROGRAM	\$17,596.00
115188	SAGEWOOD HOMEOWNERS	TURF BUY BACK PROGRAM	\$10,437.00
115201	NATIONAL SAFETY SERVICES INC	CONFINED SPACE EQUIPMENT (W/O #17-156-M)	\$22,033.24
115202	DESERT WATER AGENCY - GENERAL	GROUNDWATER REPLENISHMENT AND EXPENSE REIMBURSEMENT - JUNE 2017	\$912,610.99
115203	DESERT WATER AGENCY - WASTEWATER	REVENUE BILLING & EXPENSE REIMBURSEMENT - JUNE 2017	\$55,100.50
115205	ACWA-JPIA	HEALTH,DENTAL & VISION INSURANCE PREMIUMS - AUGUST 2017	\$172,139.36
115209	DESERT WATER AGENCY - WASTEWATER	SEWER CAPACITY CHARGE (JONES CREE VENTURES)	\$26,200.00
115215	THATCHER COMPANY OF CALIFORNIA	WATER SERVICE SUPPLIES	\$10,256.38
115225	WESTERN WATER WORKS SUPPLY CO	WATER SERVICE SUPPLIES	\$16,384.95
115226	Z&L PAVING, INC	PAVING	\$19,876.50
115236	BEST BEST & KRIEGER LLP	LEGAL FEES	\$102,572.24
115250	CORA CONSTRUCTORS INC	ZONE 1240 BOOSTER - DESERT PALISADES (W/O# 15-150-B)	\$16,577.50
115289	KRIEGER & STEWART INC	ENGINEERING	\$11,754.72

** TOTAL

\$1,902,249.24

**DESERT WATER AGENCY
OPERATING FUND - LISTING OF INVESTMENTS
JULY 31, 2017**

PURCH DATE	NAME	DESCRIPTION	MATURITY DATE	COST	PAR VALUE	MARKET VALUE	YIELD TO MATURITY	CALLABLE STATUS
------------	------	-------------	---------------	------	-----------	--------------	-------------------	-----------------

Local Agency Investment Fund

06-30-83	State of California	LAIF	Open	\$ 12,414,189.01	\$ 12,414,189.01	\$ -	1.070%	-
----------	---------------------	------	------	------------------	------------------	------	--------	---

Certificates of Deposit

09-28-15	Union Bank	Capital Bank CD	09-28-17	\$ 250,000.00	\$ 250,000.00	\$ 250,057.50	1.050%	Bullet
----------	------------	-----------------	----------	---------------	---------------	---------------	--------	--------

Total Certificates of Deposit	\$ 250,000.00	\$ 250,000.00	\$ 250,057.50
-------------------------------	---------------	---------------	---------------

Commercial Paper

Total Commerical Paper	\$ -	\$ -	\$ -
------------------------	------	------	------

Government Agency

09-20-16	Union Bank	FNMA (Callable 9-20-17)	09-20-19	\$ 1,000,000.00	\$ 1,000,000.00	\$ 994,800.00	1.300%	Quarterly
10-28-16	Union Bank	FHLMC STEP (Callable 10-28-17)	10-28-21	\$ 1,000,000.00	\$ 1,000,000.00	\$ 998,280.00	1.000%	Quarterly
02-28-17	Union Bank	FHLMC (Callable 8-25-17)	02-25-19	\$ 500,000.00	\$ 500,000.00	\$ 499,665.00	1.400%	Quarterly

Total Government Agency	\$ 2,500,000.00	\$ 2,500,000.00	\$ 2,492,745.00
-------------------------	-----------------	-----------------	-----------------

Weighted Mean YTM 1.091%

TOTAL INVESTED @ 07/31/17	\$ 15,164,189.01	\$ 15,164,189.01	\$ 2,742,802.50
---------------------------	------------------	------------------	-----------------

BALANCE @ 06/30/17	\$ 16,124,074.41
--------------------	------------------

INCREASE (DECREASE)	(\$959,885.40)
---------------------	----------------

DESERT WATER AGENCY
STATEMENT OF CASH RECEIPTS AND EXPENDITURES

GENERAL ACCOUNT

JULY 2017

INVESTED
RESERVE FUNDS
\$117,493,032.70

BALANCE	JULY 1, 2017	(\$797,816.38)
---------	--------------	----------------

* TAXES - RIVERSIDE COUNTY	479,967.11
* INTEREST EARNED - INV. FUNDS	180,372.90
GROUNDWATER REPLEN. ASSESSMENT	59,031.16
REIMBURSEMENT - OPERATING FUND	912,610.99
REIMBURSEMENT - CVWD MGMT	0.00
STATE WATER PROJECT REFUNDS	28,421.00
REIMB - CVWD - WHITEWATER HYDRO	0.00
POWER SALES - WHITEWATER	67,141.17
MISCELLANEOUS	<u>1,814.94</u>

TOTAL RECEIPTS	\$1,729,359.27
----------------	----------------

PAYMENTS

CHECKS UNDER \$10,000.00	25,091.15
CHECKS OVER \$10,000.00 - SCH. #1	3,482,326.73
CANCELLED CHECKS AND FEES	<u>0.00</u>

TOTAL PAYMENTS	<u>\$3,507,417.88</u>
----------------	-----------------------

NET INCOME	(\$1,778,058.61)
------------	------------------

INVESTED RESERVE FUNDS

FUNDS MATURED	7,784,000.00
FUNDS INVESTED – SCH. #2	<u>8,296,092.73</u>

NET TRANSFER	(\$512,092.73)	\$512,092.73
--------------	----------------	--------------

BALANCE	JULY 31, 2017	(\$3,087,967.72)	\$118,005,125.43
---------	---------------	------------------	------------------

* INCLUSIVE TO DATE

	TAXES	INTEREST
RECEIPTS IN FISCAL YEAR	\$479,967.11	\$180,372.90
RECEIPTS IN CALENDAR YEAR	\$19,653,623.75	\$743,089.59

DESERT WATER AGENCY

GENERAL ACCOUNT

SCHEDULE #1-CHECKS OVER \$10,000

CHECK #	NAME	DESCRIPTION	AMOUNT
8923	STATE OF CA. DEPT. OF WATER RESOURCES	STATE WATER PROJECT ENTITLEMENT - APRIL 2017	\$329,972.00
8926	COUNTY OF RIVERSIDE	LAFCO FEES - FISCAL 2017/2018	\$13,223.72
8930	COACHELLA VALLEY WATER DISTRICT	WHITEWATER HYDRO REVENUE - MAY 2017	\$28,444.01
8931	STATE OF CA. DEPT. OF WATER RESOURCES	STATE WATER PROJECT - JULY 2017	\$3,091,941.00
8932	STATE WATER CONTRACTORS AUTHORITY	FISCAL 2017/2018 MEMBER DUES	\$18,746.00

** TOTAL

\$3,482,326.73

DESERT WATER AGENCY
GENERAL FUND - LISTING OF INVESTMENTS
JULY 31, 2017

PURCHASE DATE	NAME	DESCRIPTION	MATURITY DATE	COST	PAR VALUE	MARKET VALUE	YIELD TO MATURITY	CALLABLE STATUS
---------------	------	-------------	---------------	------	-----------	--------------	-------------------	-----------------

Local Agency Investment Fund

06-30-83	State of California	LAIF	Open	\$ 44,996,655.43	\$ 44,996,655.43	\$ 44,996,655.43	1.070%	-
----------	---------------------	------	------	------------------	------------------	------------------	--------	---

Certificates of Deposit

01-25-13	Union Bank	General Electric Capital Bank CD	01-25-18	\$ 1,000,000.00	\$ 1,000,000.00	\$ 999,120.00	1.100%	Bullet
09-28-15	Union Bank	Capital Bank CD	09-28-17	\$ 250,000.00	\$ 250,000.00	\$ 250,057.50	1.050%	Bullet
10-07-15	Ladenburg Thalmann	Goldman Sachs CD	04-07-18	\$ 245,000.00	\$ 245,000.00	\$ 245,034.30	1.350%	Bullet
10-29-15	Ladenburg Thalmann	Ally Bank CD	10-30-17	\$ 245,000.00	\$ 245,000.00	\$ 245,014.70	1.150%	Bullet
11-04-15	Ladenburg Thalmann	Capital One NA CD	11-06-17	\$ 245,000.00	\$ 245,000.00	\$ 245,009.80	1.100%	Bullet
11-04-15	Ladenburg Thalmann	Discover CD	11-06-17	\$ 245,000.00	\$ 245,000.00	\$ 244,982.85	1.150%	Bullet
04-20-17	RBC Wealth Mgmt	Whitney Bank CD	04-22-19	\$ 1,000,000.00	\$ 1,000,000.00	\$ 1,001,230.00	1.650%	Bullet
06-14-17	RBC Wealth Mgmt	Capital One N/A CD	06-15-20	\$ 250,000.00	\$ 250,000.00	\$ 250,475.00	1.900%	Bullet
06-14-17	RBC Wealth Mgmt	Capital One Bank USA CD	06-15-20	\$ 250,000.00	\$ 250,000.00	\$ 250,475.00	1.900%	Bullet
06-19-17	RBC Wealth Mgmt	First Priority Bank CD	06-19-20	\$ 250,000.00	\$ 250,000.00	\$ 249,407.50	1.750%	Bullet
06-22-17	Sun Community FCU	Credit Union CD	06-22-18	\$ 1,000,000.00	\$ 1,000,000.00	\$ 1,000,000.00	1.500%	Bullet

Total Certificates of Deposit	\$ 4,980,000.00	\$ 4,980,000.00	\$ 4,980,806.65
-------------------------------	-----------------	-----------------	-----------------

Commercial Paper

12-16-13	Stifel	General Electric	05-15-18	\$ 587,600.00	\$ 500,000.00	\$ 517,040.00	6.300%	Bullet
04-27-15	Ladenburg Thalmann	Apple Inc.	05-03-18	\$ 997,920.00	\$ 1,000,000.00	\$ 997,180.00	1.000%	Bullet
02-01-16	Union Bank	US Bank Note (Callable 12-29-17)	01-29-18	\$ 1,000,950.00	\$ 1,000,000.00	\$ 1,000,170.00	1.450%	1 Time

Total Commercial Paper	\$ 2,586,470.00	\$ 2,500,000.00	\$ 2,514,390.00
------------------------	-----------------	-----------------	-----------------

Government Agency

09-19-12	Stifel (D.A.D)	FNMA	09-19-17	\$ 1,000,000.00	\$ 1,000,000.00	\$ 1,000,000.00	0.950%	1 Time
12-28-12	Stifel (D.A.D)	FHLB (Callable Continuous)	12-28-17	\$ 1,000,000.00	\$ 1,000,000.00	\$ 998,760.00	0.840%	Continuous
03-27-13	Ladenburg Thalmann	FNMA (Callable 9-27-17)	03-27-18	\$ 1,000,000.00	\$ 1,000,000.00	\$ 998,430.00	1.050%	Qtrly
06-13-13	Ladenburg Thalmann	FHLB (Callable 9-13-17)	06-13-18	\$ 1,000,000.00	\$ 1,000,000.00	\$ 999,140.00	1.100%	Qtrly
10-02-15	Stifel	FHLB (Callable 10-2-17)	10-02-19	\$ 1,000,000.00	\$ 1,000,000.00	\$ 998,470.00	1.450%	Continuous
10-29-15	Stifel	FHLB (Callable Continuous)	10-29-18	\$ 1,000,000.00	\$ 1,000,000.00	\$ 997,340.00	1.120%	Continuous
11-23-15	Ladenburg Thalmann	FHLMC (Callable 8-23-17)	05-23-18	\$ 996,000.00	\$ 1,000,000.00	\$ 996,790.00	1.000%	Qtrly
11-25-15	Stifel	FNMA (Callable 8-25-17)	11-25-19	\$ 1,000,000.00	\$ 1,000,000.00	\$ 998,650.00	1.500%	Qtrly
02-26-16	Ladenburg Thalmann	FNMA (Callable 8-26-17)	02-26-19	\$ 1,000,000.00	\$ 1,000,000.00	\$ 996,840.00	1.250%	Qtrly
03-23-16	Ladenburg Thalmann	FNMA (Callable 9-23-17)	03-23-20	\$ 1,000,000.00	\$ 1,000,000.00	\$ 995,710.00	1.500%	Qtrly
03-30-16	Stifel	FNMA STEP (Callable 9-30-17)	03-30-21	\$ 1,000,000.00	\$ 1,000,000.00	\$ 996,200.00	1.500%	Qtrly
03-30-16	Stifel	FHLMC STEP (Callable 9-30-17)	03-30-21	\$ 1,000,000.00	\$ 1,000,000.00	\$ 995,500.00	1.250%	Qtrly
04-26-16	Ladenburg Thalmann	FHLB (Callable Continuous)	10-26-20	\$ 999,500.00	\$ 1,000,000.00	\$ 989,360.00	1.550%	Continuous
05-23-16	Stifel	FNMA (Callable 8-23-17)	08-23-19	\$ 1,000,000.00	\$ 1,000,000.00	\$ 990,800.00	1.250%	Qtrly
05-25-16	Stifel	FNMA STEP (Callable 8-25-17)	05-25-21	\$ 1,000,000.00	\$ 1,000,000.00	\$ 998,860.00	1.500%	Qtrly
05-26-16	Union Bank	FNMA	11-26-19	\$ 1,000,000.00	\$ 1,000,000.00	\$ 994,200.00	1.300%	1 Time
05-31-16	Ladenburg Thalmann	FHLMC (Callable 8-29-17)	08-29-18	\$ 1,000,000.00	\$ 1,000,000.00	\$ 996,480.00	1.020%	Qtrly
06-01-16	Stifel	FFCB (Callable Continuous)	03-01-19	\$ 1,000,000.00	\$ 1,000,000.00	\$ 994,320.00	1.250%	Continuous
06-13-16	Ladenburg Thalmann	FNMA (Callable 9-13-17)	06-13-19	\$ 1,000,000.00	\$ 1,000,000.00	\$ 998,410.00	1.400%	Qtrly
06-16-16	Stifel	FFCB (Callable Continuous)	03-16-20	\$ 1,000,000.00	\$ 1,000,000.00	\$ 993,440.00	1.400%	Continuous
06-21-16	Stifel	FHLMC STEP (Callable 9-21-17)	06-21-21	\$ 1,000,000.00	\$ 1,000,000.00	\$ 987,520.00	1.400%	Qtrly
06-28-16	Ladenburg Thalmann	FNMA (Callable 9-28-17)	06-28-19	\$ 1,000,000.00	\$ 1,000,000.00	\$ 993,180.00	1.200%	Qtrly
06-30-16	Stifel	FHLMC STEP (Callable 9-30-17)	12-30-19	\$ 1,000,000.00	\$ 1,000,000.00	\$ 996,240.00	1.000%	Qtrly

DESERT WATER AGENCY
GENERAL FUND - LISTING OF INVESTMENTS
JULY 31, 2017

PURCHASE DATE	NAME	DESCRIPTION	MATURITY DATE	COST	PAR VALUE	MARKET VALUE	YIELD TO MATURITY	CALLABLE STATUS
---------------	------	-------------	---------------	------	-----------	--------------	-------------------	-----------------

Government Agency

07-07-16	Ladenburg Thalmann	FFCB (Callable Continuous)	01-07-19	\$ 1,000,000.00	\$ 1,000,000.00	\$ 993,730.00	1.000%	Continuous
07-11-16	Ladenburg Thalmann	FHLB (Callable Continuous)	10-11-19	\$ 1,000,000.00	\$ 1,000,000.00	\$ 989,650.00	1.125%	Continuous
07-11-16	Ladenburg Thalmann	FHLB (Callable Continuous)	07-11-19	\$ 1,000,000.00	\$ 1,000,000.00	\$ 994,380.00	1.125%	Continuous
07-13-16	Union Bank	FFCB (Callable Continuous)	01-13-20	\$ 1,000,000.00	\$ 1,000,000.00	\$ 991,030.00	1.240%	Continuous
07-26-16	Ladenburg Thalmann	FNMA (Callable 10-26-17)	07-26-19	\$ 999,500.00	\$ 1,000,000.00	\$ 992,230.00	1.125%	Qtrly
07-27-16	Stifel	FNMA STEP (Callable 10-27-17)	07-27-21	\$ 1,000,000.00	\$ 1,000,000.00	\$ 980,730.00	1.250%	Qtrly
08-10-16	Ladenburg Thalmann	FHLMC (Callable 8-10-17)	08-10-20	\$ 1,000,000.00	\$ 1,000,000.00	\$ 992,340.00	1.450%	Qtrly
08-24-16	Ladenburg Thalmann	FHLMC STEP (Callable 8-24-17)	08-24-21	\$ 1,000,000.00	\$ 1,000,000.00	\$ 998,180.00	1.125%	Qtrly
08-24-16	RBC Wealth Mgmt	FHLMC STEP (Callable 8-24-17)	08-24-18	\$ 1,000,000.00	\$ 1,000,000.00	\$ 998,490.00	0.875%	Qtrly
08-30-16	Stifel	FHLMC STEP (Callable 8-30-17)	08-30-21	\$ 1,000,000.00	\$ 1,000,000.00	\$ 997,430.00	1.000%	Qtrly
08-30-16	Ladenburg Thalmann	FNMA (Callable 8-27-17)	11-27-19	\$ 1,000,000.00	\$ 1,000,000.00	\$ 988,050.00	1.250%	Qtrly
09-06-16	Ladenburg Thalmann	FFCB (Callable Continuous)	03-06-19	\$ 1,000,000.00	\$ 1,000,000.00	\$ 994,080.00	1.150%	Continuous
09-20-16	Union Bank	FNMA (Callable 9-20-17)	09-20-19	\$ 1,000,000.00	\$ 1,000,000.00	\$ 994,800.00	1.300%	Qtrly
09-27-19	Ladenburg Thalmann	FHLMC STEP (Callable 9-27-17)	09-27-19	\$ 1,000,000.00	\$ 1,000,000.00	\$ 996,880.00	1.000%	Qtrly
09-29-16	Ladenburg Thalmann	FHLMC STEP (Callable 9-29-17)	09-29-21	\$ 950,000.00	\$ 950,000.00	\$ 940,224.50	1.250%	Qtrly
09-30-16	Ladenburg Thalmann	FNMA (Callable 9-30-17)	09-30-19	\$ 1,000,000.00	\$ 1,000,000.00	\$ 991,940.00	1.250%	Qtrly
10-06-16	Ladenburg Thalmann	FHLMC (Callable 10-6-17)	07-06-20	\$ 1,000,000.00	\$ 1,000,000.00	\$ 990,460.00	1.375%	Qtrly
10-11-16	Ladenburg Thalmann	FHLMC (Callable 10-11-17)	10-11-18	\$ 999,750.00	\$ 1,000,000.00	\$ 994,780.00	1.000%	Qtrly
10-17-16	Stifel	FNMA (Callable 10-17-17)	04-17-20	\$ 1,000,000.00	\$ 1,000,000.00	\$ 987,310.00	1.250%	1 Time
10-28-16	Stifel	FHLMC STEP (Callable 10-28-17)	10-28-21	\$ 1,500,000.00	\$ 1,500,000.00	\$ 1,491,945.00	1.250%	Qtrly
10-28-16	Union Bank	FHLMC STEP (Callable 10-28-17)	10-28-21	\$ 1,000,000.00	\$ 1,000,000.00	\$ 998,280.00	1.000%	Qtrly
11-03-16	Ladenburg Thalmann	FFCB (Callable Continuous)	05-03-21	\$ 999,250.00	\$ 1,000,000.00	\$ 983,370.00	1.490%	Continuous
11-15-16	Stifel	FHLMC STEP (Callable 8-15-17)	11-15-19	\$ 1,000,000.00	\$ 1,000,000.00	\$ 994,810.00	1.000%	Qtrly
12-14-16	Ladenburg Thalmann	FHLMC (Callable 9-14-17)	12-14-20	\$ 1,000,000.00	\$ 1,000,000.00	\$ 998,640.00	1.750%	Qtrly
12-29-16	Ladenburg Thalmann	FNMA (Callable 9-29-17)	06-29-20	\$ 1,000,000.00	\$ 1,000,000.00	\$ 1,000,020.00	1.750%	Qtrly
12-30-16	Ladenburg Thalmann	FHLMC (Callable 9-30-17)	12-30-19	\$ 998,000.00	\$ 1,000,000.00	\$ 996,730.00	1.500%	Qtrly
01-27-17	Ladenburg Thalmann	FNMA (Callable 10-27-17)	01-27-20	\$ 1,000,000.00	\$ 1,000,000.00	\$ 997,930.00	1.650%	Qtrly
01-30-17	Union Bank	FHLB (Callable 1-30-18)	04-30-20	\$ 1,000,000.00	\$ 1,000,000.00	\$ 1,000,260.00	1.750%	Qtrly
02-07-17	Ladenburg Thalmann	FNMA (Callable 8-07-17)	02-07-20	\$ 1,000,000.00	\$ 1,000,000.00	\$ 1,000,060.00	1.750%	Qtrly
02-24-17	Ladenburg Thalmann	FNMA (Callable 8-24-17)	11-24-20	\$ 1,000,000.00	\$ 1,000,000.00	\$ 1,000,050.00	2.000%	Qtrly
02-28-17	Union Bank	FHLMC (Callable 8-25-17)	02-25-19	\$ 1,000,000.00	\$ 1,000,000.00	\$ 999,330.00	1.400%	Qtrly
03-29-17	Stifel	FHLMC STEP (Callable 3-29-18)	03-29-22	\$ 1,000,000.00	\$ 1,000,000.00	\$ 1,000,310.00	1.300%	Annual
04-20-17	Stifel	FHLMC STEP (Callable 10-20-17)	04-20-20	\$ 1,000,000.00	\$ 1,000,000.00	\$ 999,280.00	1.250%	Qtrly
04-27-17	Ladenburg Thalmann	FHLMC (Callable 10-27-17)	01-27-21	\$ 1,000,000.00	\$ 1,000,000.00	\$ 1,000,200.00	2.000%	Qtrly
05-25-17	Ladenburg Thalmann	FHLMC (Callable 8-25-17)	11-25-20	\$ 1,000,000.00	\$ 1,000,000.00	\$ 1,000,030.00	1.875%	Qtrly
06-08-17	Stifel	FHLMC STEP (Callable 12-8-17)	06-08-20	\$ 1,000,000.00	\$ 1,000,000.00	\$ 999,110.00	1.250%	Qtrly
06-22-17	Ladenburg Thalmann	FHLMC STEP (Callable 9-22-17)	06-22-22	\$ 1,000,000.00	\$ 1,000,000.00	\$ 998,060.00	1.625%	Qtrly
06-27-17	Union Bank	FHLB (Callable 9-27-17)	09-27-19	\$ 1,000,000.00	\$ 1,000,000.00	\$ 999,800.00	1.500%	Qtrly
06-29-17	Ladenburg Thalmann	FHLMC (Callable 9-29-17)	09-29-20	\$ 1,000,000.00	\$ 1,000,000.00	\$ 998,300.00	1.750%	Qtrly
07-11-17	Ladenburg Thalmann	FHLMC (Callable 1-11-18)	01-11-21	\$ 1,000,000.00	\$ 1,000,000.00	\$ 1,000,070.00	1.800%	Qtrly
07-26-17	Stifel	FHLMC STEP (Callable 1-26-18)	07-26-22	\$ 1,000,000.00	\$ 1,000,000.00	\$ 998,920.00	1.750%	Qtrly
07-27-17	Stifel	FHLMC STEP (Callable 10-27-17)	07-27-22	\$ 1,000,000.00	\$ 1,000,000.00	\$ 999,290.00	1.500%	Qtrly

Total Government Agency \$ 65,442,000.00 \$ 65,450,000.00 \$ 65,166,149.50

Weighted Mean YTM 1.252%

TOTAL INVESTED @ 07/31/17 \$ 118,005,125.43 \$ 117,926,655.43 \$ 117,658,001.58

BALANCE @ 06/30/17 \$ 117,493,032.70

INCREASE OR (DECREASE) \$ 512,092.73

DESERT WATER AGENCY
STATEMENT OF CASH RECEIPTS AND EXPENDITURES

WASTEWATER ACCOUNT

JULY 2017

INVESTED
RESERVE FUNDS
\$1,142,620.01

BALANCE JULY 1, 2017 \$1,868.02

ACCOUNTS RECEIVABLE - OTHER	\$55,100.50
CUSTOMER DEPOSITS - CONSTRUCTION	0.00
INTEREST EARNED - INVESTED FUNDS	2,696.21
WASTEWATER REVENUE	0.00
SEWER CAPACITY CHARGES	30,219.12
MISCELLANEOUS	0.00

TOTAL RECEIPTS \$88,015.83

PAYMENTS

CHECKS UNDER \$10,000.00	\$13,351.24
CHECKS OVER \$10,000.00 - SCH. #1	51,386.46
CANCELLED CHECKS AND FEES	0.00

TOTAL PAYMENTS \$64,737.70

NET INCOME \$23,278.13

INVESTED RESERVE FUNDS

FUNDS MATURED	\$1,500.00
FUNDS INVESTED - SCH. #2	2,672.03

NET TRANSFER (\$1,172.03) \$1,172.03

BALANCE JULY 31, 2017	\$23,974.12	\$1,143,792.04
----------------------------	-------------	----------------

DESERT WATER AGENCY

WASTEWATER ACCOUNT

SCHEDULE #1-CHECKS OVER \$10,000

CHECK #	NAME	DESCRIPTION	AMOUNT
2503	COACHELLA VALLEY WATER DISTRICT	WASTEWATER REVENUE BILLING FOR JUNE 2017	\$51,386.46
** TOTAL			\$51,386.46

**DESERT WATER AGENCY
WASTEWATER FUND - LISTING OF INVESTMENTS
JULY 31, 2017**

PURCH DATE	NAME	DESCRIPTION	MATURITY DATE	COST	PAR VALUE	MARKET VALUE	YIELD TO MATURITY
------------	------	-------------	---------------	------	-----------	--------------	-------------------

Local Agency Investment Fund

06-30-83	State of California	LAIF	Open	\$ 1,143,792.04	\$ 1,143,792.04	\$ 1,143,792.04	1.070%
----------	---------------------	------	------	-----------------	-----------------	-----------------	--------

TOTAL INVESTED @ 07/31/17	\$ 1,143,792.04	\$ 1,143,792.04	\$ 1,143,792.04
BALANCE @ 06/30/17	\$ 1,142,620.01		
INCREASE OR (DECREASE)	\$ 1,172.03		

DESERT WATER AGENCY - OPERATING FUND
COMPARATIVE EARNINGS STATEMENT

MONTH 17-18 JULY	THIS MONTH--		FISCAL YEAR TO DATE--		VARIANCE--	
	THIS YEAR	LAST YEAR	THIS YEAR	LAST YEAR	BUDGET	YTD
OPERATING REVENUES						
WATER SALES	2,965,409.95	2,388,437.91	2,965,409.95	2,388,437.91	2,650,000.00	315,409.95
RECLAMATION SALES	173,296.96	148,395.74	173,296.96	148,395.74	146,375.00	26,921.96
POWER SALES	6,930.48	2,711.25	6,930.48	2,711.25	2,000.00	4,930.48
OTHER OPER REVENUE	174,395.66	52,091.25	174,395.66	52,091.25	130,700.00	43,695.66
TOTAL OPER REVENUES	3,320,033.05	2,591,636.15	3,320,033.05	2,591,636.15	2,929,075.00	390,958.05
OPERATING EXPENSES						
SOURCE OF SUPPLY EXP	11,968.71	10,819.63	11,968.71	10,819.63	36,825.00	24,856.29
PUMPING EXPENSE	22,021.03	296,434.85	22,021.03	296,434.85	311,675.00	289,653.97
REGULATORY WATER TREAT	29,625.11	32,935.31	29,625.11	32,935.31	42,500.00	12,874.89
TRANS & DIST EXPENSE	156,073.49	155,969.48	156,073.49	155,969.48	437,800.00	281,726.51
CUSTOMER ACT EXPENSE	53,587.80	62,932.17	53,587.80	62,932.17	80,025.00	26,437.20
ADMIN & GEN EXPENSE	1,448,050.26	1,429,862.85	1,448,050.26	1,429,862.85	1,555,650.00	107,599.74
REGULATORY EXPENSE	17,254.35	17,832.65	17,254.35	17,832.65	25,125.00	7,870.65
SNOW CREEK HYDRO EXP	844.10	3,003.33	844.10	3,003.33	3,350.00	2,505.90
RECLAMATION PLNT EXP	30,644.97	31,348.51	30,644.97	31,348.51	207,800.00	177,155.03
SUB-TOTAL	1,770,069.82	2,041,138.78	1,770,069.82	2,041,138.78	2,700,750.00	930,680.18
OTHER OPER EXPENSES						
DEPRECIATION	467,949.46	461,729.97	467,949.46	461,729.97	471,200.00	3,250.54
SERVICES RENDERED	23,159.04	6,139.80	23,159.04	6,139.80	11,250.00	11,909.04
DIR & INDIR CST FOR WO	258,191.12	254,836.60	258,191.12	254,836.60	83,750.00	174,441.12
TOTAL OPER EXPENSES	2,002,987.20	2,254,171.95	2,002,987.20	2,254,171.95	3,099,450.00	1,096,462.80
NET INCOME FROM OPERATIONS	1,317,045.85	337,464.20	1,317,045.85	337,464.20	170,375.00	1,487,420.85
NON-OPERATING INCOME (NET)						
RENTS	3,396.33	3,368.43	3,396.33	3,368.43	3,395.00	1.33
INTEREST REVENUES	14,366.72	8,282.35	14,366.72	8,282.35	10,250.00	4,116.72
OTHER REVENUES	420.00	240.00	420.00	240.00	.00	420.00
DISCOUNTS	.00	.46	.00	.46	300.00	300.00
PR. YEAR EXPENSES	349.21	.00	349.21	.00	.00	349.21
LOSS ON RETIREMENTS	.00	.00	.00	.00	3,000.00	3,000.00
TOTAL NON-OPER INCOME	17,833.84	11,891.24	17,833.84	11,891.24	10,945.00	6,888.84
TOTAL NET INCOME	1,334,879.69	349,355.44	1,334,879.69	349,355.44	159,430.00	1,494,309.69

937-

DESERT WATER AGENCY
STATEMENT OF CASH RECEIPTS AND EXPENDITURES

OPERATING ACCOUNT

AUGUST 2017

INVESTED
RESERVE FUNDS
\$15,164,189.01

BALANCE	AUGUST 1, 2017	(\$40,112.98)	
WATER SALES		\$3,019,126.06	
RECLAMATION SALES		171,795.88	
WASTEWATER RECEIPTS		80,678.05	
POWER SALES		5,550.51	
METERS, SERVICES, ETC.		153,169.94	
REIMBURSEMENT – GENERAL FUND		39,366.16	
REIMBURSEMENT – WASTEWATER FUND		3,302.42	
ACCOUNTS RECEIVABLE – OTHER		60,446.62	
CUSTOMER DEPOSITS – SURETY		6,152.00	
CUSTOMER DEPOSITS – CONST.		37,654.00	
LEASE REVENUE		3,396.33	
INTEREST RECEIVED ON INV. FDS.		3,441.67	
FRONT FOOTAGE FEES		0.00	
BOND SERVICE & RESERVE FUND INT		0.00	
MISCELLANEOUS		15,992.55	
TOTAL RECEIPTS		\$3,600,072.19	
PAYMENTS			
PAYROLL CHECKS		\$324,503.19	
PAYROLL TAXES		238,380.89	
ELECTRONIC TRANSFERS		116,913.52	
CHECKS UNDER \$10,000.00		351,119.38	
CHECKS OVER \$10,000.00 – SCH. #1		1,389,895.76	
CANCELLED CHECKS AND FEES		19,720.56	
TOTAL PAYMENTS		<u>\$2,440,533.30</u>	
NET INCOME		\$1,159,538.89	
BOND SERVICE ACCOUNT			
MONTHLY WATER SALES		\$0.00	
EXCESS RETURNED BY B/A		\$0.00	
BOND SERVICE FUND			\$0.00
INVESTED RESERVE FUNDS			
FUNDS MATURED		\$0.00	
FUNDS INVESTED – SCH. #3		1,817,000.00	
NET TRANSFER			(\$1,817,000.00)
BALANCE	AUGUST 31, 2017	(\$697,574.09)	\$16,981,189.01

OPERATING ACCOUNT

SCHEDULE #1-CHECKS OVER \$10,000

CHECK #	NAME	DESCRIPTION	AMOUNT
115321	DOWN TO EARTH LANDSCAPING	LANDSCAPE MAINTENANCE - JULY 2017	\$31,092.14
115399	THATCHER COMPANY OF CALIFORNIA	WATER SERVICE SUPPLIES	\$14,159.15
115409	Z&L PAVING, INC	PAVING	\$10,264.50
115417	NATIONAL SAFETY SERVICES INC	CONFINED SPACE EQUIPMENT - (W/O #17-156-M)	\$33,049.86
115426	SOUTHERN CALIFORNIA EDISON CO	POWER	\$341,411.77
115430	ACWA-JPIA	HEALTH,DENTAL & VISION INSURANCE PREMIUMS - SEPTEMBER 2017	\$160,454.83
115439	DESERT WATER AGENCY - WASTEWATER	REVENUE BILLING - JULY 2017	\$87,742.76
115470	BACKFLOW APPARATUS & VALVE CO	WATER SERVICE SUPPLIES	\$12,897.97
115472	BEST BEST & KRIEGER LLP	LEGAL FEES	\$72,635.05
115475	BORDEN EXCAVATING INC	CONTRACT PAYMENT - 2016/17 REPLACEMENT PIPELINES - (W/O #16-160-08)	\$458,266.32
115491	DOWN TO EARTH LANDSCAPING	LANDSCAPE MAINTENANCE - AUGUST 2017	\$32,230.64
115506	HD SUPPLY WATERWORKS LTD	WATER SERVICE SUPPLIES	\$10,812.83
115514	INLAND WATER WORKS SUPPLY CO	WATER SERVICE SUPPLIES	\$25,644.53
115543	S & J SUPPLY CO., INC	WATER SERVICE SUPPLIES	\$21,604.98
115563	WESTERN MUNICIPAL WATER DISTRICT	SPRINKLER NOZZLES	\$12,502.40
115568	THE WORKS FLOOR & WALL	OPERATIONS CENTER CARPET PHASE II &III (W/O #16-190-M; #17-145-M)	\$35,696.03
115570	Z&L PAVING, INC	PAVING	\$29,430.00

** TOTAL

\$1,389,895.76

**DESERT WATER AGENCY
OPERATING FUND - LISTING OF INVESTMENTS
AUGUST 31, 2017**

PURCH DATE	NAME	DESCRIPTION	MATURITY DATE	COST	PAR VALUE	MARKET VALUE	YIELD TO MATURITY	CALLABLE STATUS
------------	------	-------------	---------------	------	-----------	--------------	-------------------	-----------------

Local Agency Investment Fund

06-30-83	State of California	LAIF	Open	\$ 14,231,189.01	\$ 14,231,189.01	\$ 14,231,189.01	1.090%	-
----------	---------------------	------	------	------------------	------------------	------------------	--------	---

Certificates of Deposit

09-28-15	Union Bank	Capital Bank CD	09-28-17	\$ 250,000.00	\$ 250,000.00	\$ 250,045.00	1.050%	Bullet
----------	------------	-----------------	----------	---------------	---------------	---------------	--------	--------

Total Certificates of Deposit	\$ 250,000.00	\$ 250,000.00	\$ 250,045.00
-------------------------------	---------------	---------------	---------------

Commercial Paper

Total Commerical Paper	\$ -	\$ -	\$ -
------------------------	------	------	------

Government Agency

09-20-16	Union Bank	FNMA (Callable 9-20-17)	09-20-19	\$ 1,000,000.00	\$ 1,000,000.00	\$ 995,550.00	1.300%	Quarterly
10-28-16	Union Bank	FHLMC STEP (Callable 10-28-17)	10-28-21	\$ 1,000,000.00	\$ 1,000,000.00	\$ 999,030.00	1.000%	Quarterly
02-28-17	Union Bank	FHLMC (Callable 11-25-17)	02-25-19	\$ 500,000.00	\$ 500,000.00	\$ 499,885.00	1.400%	Quarterly

Total Government Agency	\$ 2,500,000.00	\$ 2,500,000.00	\$ 2,494,465.00
-------------------------	-----------------	-----------------	-----------------

Weighted Mean YTM 1.106%

TOTAL INVESTED @ 08/31/17	\$ 16,981,189.01	\$ 16,981,189.01	\$ 16,975,699.01
---------------------------	------------------	------------------	------------------

BALANCE @ 06/30/17	\$ 16,124,074.41
--------------------	------------------

INCREASE (DECREASE)	\$857,114.60
---------------------	--------------

DESERT WATER AGENCY
STATEMENT OF CASH RECEIPTS AND EXPENDITURES

GENERAL ACCOUNT

AUGUST 2017

INVESTED
RESERVE FUNDS
\$118,005,125.43

BALANCE AUGUST 1, 2017 (\$3,087,967.72)

* TAXES - RIVERSIDE COUNTY	409,380.68
* INTEREST EARNED - INV. FUNDS	61,845.00
GROUNDWATER REPLEN. ASSESSMENT	309,446.96
REIMBURSEMENT - OPERATING FUND	0.00
REIMBURSEMENT - CVWD MGMT	122,460.00
STATE WATER PROJECT REFUNDS	0.00
REIMB - CVWD - WHITEWATER HYDRO	0.00
POWER SALES - WHITEWATER	62,896.06
MISCELLANEOUS	0.00

TOTAL RECEIPTS	\$966,028.70
----------------	--------------

PAYMENTS

CHECKS UNDER \$10,000.00	22,392.99
CHECKS OVER \$10,000.00 - SCH. #1	853,744.00
CANCELLED CHECKS AND FEES	0.00

TOTAL PAYMENTS	\$876,136.99
----------------	--------------

NET INCOME	\$89,891.71
------------	-------------

INVESTED RESERVE FUNDS

FUNDS MATURED	9,715,000.00
FUNDS INVESTED - SCH. #2	7,382,850.00

NET TRANSFER	\$2,332,150.00	(\$2,332,150.00)
--------------	----------------	------------------

BALANCE AUGUST 31, 2017	(\$665,926.01)	\$115,672,975.43
------------------------------	----------------	------------------

* INCLUSIVE TO DATE

	TAXES	INTEREST
RECEIPTS IN FISCAL YEAR	\$889,347.79	\$242,217.90
RECEIPTS IN CALENDAR YEAR	\$20,063,004.43	\$804,934.59

DESERT WATER AGENCY

GENERAL ACCOUNT

SCHEDULE # 1-CHECKS OVER \$10,000

CHECK #	NAME	DESCRIPTION	AMOUNT
8934	US GEOLOGICAL SURVEY	JOINT FUNDING AGREEMENT QUARTERLY BILLING - (05/01/2017 - 7/31/2017)	\$20,706.25
8937	STATE OF CA. DEPT. OF WATER RESOURCES	STATE WATER PROJECT ENTITLEMENT - MAY 2017	\$90,575.00
8938	COUNTY OF RIVERSIDE	ELECTION SERVICES (NOTICE OF CHANGE)	\$21,735.50
8941	STATE OF CA. DEPT. OF WATER RESOURCES	STATE WATER PROJECT - AUGUST 2017	\$654,273.00
8943	DESERT WATER AGENCY-OPERATING	P/R & EXP REIMBURSEMENT FOR JULY 2017	\$39,366.16
8944	COACHELLA VALLEY WATER DISTRICT	WHITEWATER HYDRO REVENUE - JUNE 2017	\$27,088.09

** TOTAL

\$853,744.00

**DESERT WATER AGENCY
GENERAL FUND - LISTING OF INVESTMENTS
AUGUST 31, 2017**

PURCHASE DATE	NAME	DESCRIPTION	MATURITY DATE		COST	PAR VALUE	MARKET VALUE	YIELD TO MATURITY	CALLABLE STATUS
Local Agency Investment Fund									
06-30-83	State of California	LAIF	Open	\$	42,664,655.43	\$ 42,664,655.43	\$ 42,664,655.43	1.090%	-
Certificates of Deposit									
01-25-13	Union Bank	General Electric Capital Bank CD	01-25-18	\$	1,000,000.00	\$ 1,000,000.00	\$ 999,570.00	1.100%	Bullet
09-28-15	Union Bank	Capital Bank CD	09-28-17	\$	250,000.00	\$ 250,000.00	\$ 250,045.00	1.050%	Bullet
10-07-15	Ladenburg Thalmann	Goldman Sachs CD	04-07-18	\$	245,000.00	\$ 245,000.00	\$ 245,063.70	1.350%	Bullet
10-29-15	Ladenburg Thalmann	Ally Bank CD	10-30-17	\$	245,000.00	\$ 245,000.00	\$ 245,056.35	1.150%	Bullet
11-04-15	Ladenburg Thalmann	Capital One NA CD	11-06-17	\$	245,000.00	\$ 245,000.00	\$ 245,056.35	1.100%	Bullet
11-04-15	Ladenburg Thalmann	Discover CD	11-06-17	\$	245,000.00	\$ 245,000.00	\$ 245,039.20	1.150%	Bullet
04-20-17	RBC Wealth Mgmt	Whitney Bank CD	04-22-19	\$	1,000,000.00	\$ 1,000,000.00	\$ 1,000,310.00	1.650%	Bullet
06-14-17	RBC Wealth Mgmt	Capital One N/A CD	06-15-20	\$	250,000.00	\$ 250,000.00	\$ 250,520.00	1.900%	Bullet
06-14-17	RBC Wealth Mgmt	Capital One Bank USA CD	06-15-20	\$	250,000.00	\$ 250,000.00	\$ 250,520.00	1.900%	Bullet
06-19-17	RBC Wealth Mgmt	First Priority Bank CD	06-19-20	\$	250,000.00	\$ 250,000.00	\$ 249,490.00	1.750%	Bullet
06-22-17	Sun Community FCU	Credit Union CD	06-22-18	\$	1,000,000.00	\$ 1,000,000.00	\$ 1,002,920.37	1.500%	Bullet
Total Certificates of Deposit				\$	4,980,000.00	\$ 4,980,000.00	\$ 4,983,590.97		
Commercial Paper									
12-16-13	Stifel	General Electric	05-15-18	\$	587,600.00	\$ 500,000.00	\$ 515,190.00	6.300%	Bullet
04-27-15	Ladenburg Thalmann	Apple Inc.	05-03-18	\$	997,920.00	\$ 1,000,000.00	\$ 997,550.00	1.000%	Bullet
02-01-16	Union Bank	US Bank Note (Callable 12-29-17)	01-29-18	\$	1,000,950.00	\$ 1,000,000.00	\$ 1,000,140.00	1.450%	1 Time
Total Commercial Paper				\$	2,586,470.00	\$ 2,500,000.00	\$ 2,512,880.00		
Government Agency									
09-19-12	Stifel (D.A.D)	FNMA	09-19-17	\$	1,000,000.00	\$ 1,000,000.00	\$ 1,000,040.00	0.950%	1 Time
12-28-12	Stifel (D.A.D)	FHLB (Callable Continuous)	12-28-17	\$	1,000,000.00	\$ 1,000,000.00	\$ 999,300.00	0.840%	Continuous
03-27-13	Ladenburg Thalmann	FNMA (Callable 9-27-17)	03-27-18	\$	1,000,000.00	\$ 1,000,000.00	\$ 998,700.00	1.050%	Qtrly
06-13-13	Ladenburg Thalmann	FHLB (Callable 9-13-17)	06-13-18	\$	1,000,000.00	\$ 1,000,000.00	\$ 999,520.00	1.100%	Qtrly
10-02-15	Stifel	FHLB (Callable 10-2-17)	10-02-19	\$	1,000,000.00	\$ 1,000,000.00	\$ 999,090.00	1.450%	Continuous
10-29-15	Stifel	FHLB (Callable Continuous)	10-29-18	\$	1,000,000.00	\$ 1,000,000.00	\$ 997,830.00	1.120%	Continuous
11-23-15	Ladenburg Thalmann	FHLMC (Callable 11-23-17)	05-23-18	\$	996,000.00	\$ 1,000,000.00	\$ 998,010.00	1.000%	Qtrly
11-25-15	Stifel	FNMA (Callable 11-25-17)	11-25-19	\$	1,000,000.00	\$ 1,000,000.00	\$ 999,300.00	1.500%	Qtrly
02-26-16	Ladenburg Thalmann	FNMA (Callable 11-26-17)	02-26-19	\$	1,000,000.00	\$ 1,000,000.00	\$ 996,820.00	1.250%	Qtrly
03-23-16	Ladenburg Thalmann	FNMA (Callable 9-23-17)	03-23-20	\$	1,000,000.00	\$ 1,000,000.00	\$ 998,270.00	1.500%	Qtrly
03-30-16	Stifel	FNMA STEP (Callable 9-30-17)	03-30-21	\$	1,000,000.00	\$ 1,000,000.00	\$ 998,210.00	1.500%	Qtrly
03-30-16	Stifel	FHLMC STEP (Callable 9-30-17)	03-30-21	\$	1,000,000.00	\$ 1,000,000.00	\$ 997,410.00	1.250%	Qtrly
04-26-16	Ladenburg Thalmann	FHLB (Callable Continuous)	10-26-20	\$	999,500.00	\$ 1,000,000.00	\$ 992,570.00	1.550%	Continuous
05-23-16	Stifel	FNMA (Callable 11-23-17)	08-23-19	\$	1,000,000.00	\$ 1,000,000.00	\$ 991,680.00	1.250%	Qtrly
05-26-16	Union Bank	FNMA	11-26-19	\$	1,000,000.00	\$ 1,000,000.00	\$ 995,000.00	1.300%	1 Time
05-31-16	Ladenburg Thalmann	FHLMC (Callable 11-29-17)	08-29-18	\$	1,000,000.00	\$ 1,000,000.00	\$ 997,150.00	1.020%	Qtrly
06-01-16	Stifel	FFCB (Callable Continuous)	03-01-19	\$	1,000,000.00	\$ 1,000,000.00	\$ 995,010.00	1.250%	Continuous
06-13-16	Ladenburg Thalmann	FNMA (Callable 9-13-17)	06-13-19	\$	1,000,000.00	\$ 1,000,000.00	\$ 998,850.00	1.400%	Qtrly
06-16-16	Stifel	FFCB (Callable Continuous)	03-16-20	\$	1,000,000.00	\$ 1,000,000.00	\$ 996,050.00	1.400%	Continuous
06-21-16	Stifel	FHLMC STEP (Callable 9-21-17)	06-21-21	\$	1,000,000.00	\$ 1,000,000.00	\$ 991,830.00	1.400%	Qtrly
06-28-16	Ladenburg Thalmann	FNMA (Callable 9-28-17)	06-28-19	\$	1,000,000.00	\$ 1,000,000.00	\$ 993,950.00	1.200%	Qtrly
06-30-16	Stifel	FHLMC STEP (Callable 9-30-17)	12-30-19	\$	1,000,000.00	\$ 1,000,000.00	\$ 997,030.00	1.000%	Qtrly

**DESERT WATER AGENCY
GENERAL FUND - LISTING OF INVESTMENTS
AUGUST 31, 2017**

PURCHASE DATE	NAME	DESCRIPTION	MATURITY DATE	COST	PAR VALUE	MARKET VALUE	YIELD TO MATURITY	CALLABLE STATUS
---------------	------	-------------	---------------	------	-----------	--------------	-------------------	-----------------

Government Agency

07-07-16	Ladenburg Thalmann	FFCB (Callable Continuous)	01-07-19	\$ 1,000,000.00	\$ 1,000,000.00	\$ 994,420.00	1.000%	Continuous
07-11-16	Ladenburg Thalmann	FHLB (Callable Continuous)	10-11-19	\$ 1,000,000.00	\$ 1,000,000.00	\$ 990,600.00	1.125%	Continuous
07-11-16	Ladenburg Thalmann	FHLB (Callable Continuous)	07-11-19	\$ 1,000,000.00	\$ 1,000,000.00	\$ 995,120.00	1.125%	Continuous
07-13-16	Union Bank	FFCB (Callable Continuous)	01-13-20	\$ 1,000,000.00	\$ 1,000,000.00	\$ 992,630.00	1.240%	Continuous
07-26-16	Ladenburg Thalmann	FNMA (Callable 10-26-17)	07-26-19	\$ 999,500.00	\$ 1,000,000.00	\$ 994,630.00	1.125%	Qtrly
07-27-16	Stifel	FNMA STEP (Callable 10-27-17)	07-27-21	\$ 1,000,000.00	\$ 1,000,000.00	\$ 984,940.00	1.250%	Qtrly
08-10-16	Ladenburg Thalmann	FHLMC (Callable 11-10-17)	08-10-20	\$ 1,000,000.00	\$ 1,000,000.00	\$ 994,200.00	1.450%	Qtrly
08-24-16	Ladenburg Thalmann	FHLMC STEP (Callable 11-24-17)	08-24-21	\$ 1,000,000.00	\$ 1,000,000.00	\$ 999,180.00	1.250%	Qtrly
08-24-16	RBC Wealth Mgmt	FHLMC STEP (Callable 11-24-17)	08-24-18	\$ 1,000,000.00	\$ 1,000,000.00	\$ 999,020.00	1.000%	Qtrly
08-30-16	Stifel	FHLMC STEP (Callable 11-30-17)	08-27-21	\$ 1,000,000.00	\$ 1,000,000.00	\$ 999,060.00	1.500%	Qtrly
08-30-16	Ladenburg Thalmann	FNMA (Callable 11-27-17)	11-27-19	\$ 1,000,000.00	\$ 1,000,000.00	\$ 989,050.00	1.250%	Qtrly
09-06-16	Ladenburg Thalmann	FFCB (Callable Continuous)	03-06-19	\$ 1,000,000.00	\$ 1,000,000.00	\$ 994,790.00	1.150%	Continuous
09-20-16	Union Bank	FNMA (Callable 9-20-17)	09-20-19	\$ 1,000,000.00	\$ 1,000,000.00	\$ 995,550.00	1.300%	Qtrly
09-27-19	Ladenburg Thalmann	FHLMC STEP (Callable 9-27-17)	09-27-19	\$ 1,000,000.00	\$ 1,000,000.00	\$ 997,630.00	1.000%	Qtrly
09-29-16	Ladenburg Thalmann	FHLMC STEP (Callable 9-29-17)	09-29-21	\$ 950,000.00	\$ 950,000.00	\$ 942,846.50	1.250%	Qtrly
09-30-16	Ladenburg Thalmann	FNMA (Callable 9-30-17)	09-30-19	\$ 1,000,000.00	\$ 1,000,000.00	\$ 992,800.00	1.250%	Qtrly
10-06-16	Ladenburg Thalmann	FHLMC (Callable 10-6-17)	07-06-20	\$ 1,000,000.00	\$ 1,000,000.00	\$ 993,360.00	1.375%	Qtrly
10-11-16	Ladenburg Thalmann	FHLMC (Callable 10-11-17)	10-11-18	\$ 999,750.00	\$ 1,000,000.00	\$ 995,440.00	1.000%	Qtrly
10-17-16	Stifel	FNMA (Callable 10-17-17)	04-17-20	\$ 1,000,000.00	\$ 1,000,000.00	\$ 990,160.00	1.250%	1 Time
10-28-16	Stifel	FHLMC STEP (Callable 10-28-17)	10-28-21	\$ 1,500,000.00	\$ 1,500,000.00	\$ 1,495,800.00	1.250%	Qtrly
10-28-16	Union Bank	FHLMC STEP (Callable 10-28-17)	10-28-21	\$ 1,000,000.00	\$ 1,000,000.00	\$ 999,030.00	1.000%	Qtrly
11-03-16	Ladenburg Thalmann	FFCB (Callable Continuous)	05-03-21	\$ 999,250.00	\$ 1,000,000.00	\$ 987,610.00	1.490%	Continuous
11-15-16	Stifel	FHLMC STEP (Callable 11-15-17)	11-15-19	\$ 1,000,000.00	\$ 1,000,000.00	\$ 995,550.00	1.000%	Qtrly
12-14-16	Ladenburg Thalmann	FHLMC (Callable 9-14-17)	12-14-20	\$ 1,000,000.00	\$ 1,000,000.00	\$ 1,000,030.00	1.750%	Qtrly
12-29-16	Ladenburg Thalmann	FNMA (Callable 9-29-17)	06-29-20	\$ 1,000,000.00	\$ 1,000,000.00	\$ 1,000,080.00	1.750%	Qtrly
12-30-16	Ladenburg Thalmann	FHLMC (Callable 9-30-17)	12-30-19	\$ 998,000.00	\$ 1,000,000.00	\$ 997,010.00	1.500%	Qtrly
01-27-17	Ladenburg Thalmann	FNMA (Callable 10-27-17)	01-27-20	\$ 1,000,000.00	\$ 1,000,000.00	\$ 999,800.00	1.650%	Qtrly
01-30-17	Union Bank	FHLB (Callable 1-30-18)	04-30-20	\$ 1,000,000.00	\$ 1,000,000.00	\$ 1,000,610.00	1.750%	Qtrly
02-28-17	Union Bank	FHLMC (Callable 11-25-17)	02-25-19	\$ 1,000,000.00	\$ 1,000,000.00	\$ 999,770.00	1.400%	Qtrly
03-29-17	Stifel	FHLMC STEP (Callable 3-29-18)	03-29-22	\$ 1,000,000.00	\$ 1,000,000.00	\$ 1,000,910.00	1.300%	Annual
04-20-17	Stifel	FHLMC STEP (Callable 10-20-17)	04-20-20	\$ 1,000,000.00	\$ 1,000,000.00	\$ 999,970.00	1.250%	Qtrly
04-27-17	Ladenburg Thalmann	FHLMC (Callable 10-27-17)	01-27-21	\$ 1,000,000.00	\$ 1,000,000.00	\$ 1,000,910.00	2.000%	Qtrly
06-08-17	Stifel	FHLMC STEP (Callable 12-8-17)	06-08-20	\$ 1,000,000.00	\$ 1,000,000.00	\$ 999,770.00	1.250%	Qtrly
06-22-17	Ladenburg Thalmann	FHLMC STEP (Callable 9-22-17)	06-22-22	\$ 1,000,000.00	\$ 1,000,000.00	\$ 999,390.00	1.625%	Qtrly
06-27-17	Union Bank	FHLB (Callable 9-27-17)	09-27-19	\$ 1,000,000.00	\$ 1,000,000.00	\$ 1,000,010.00	1.500%	Qtrly
06-29-17	Ladenburg Thalmann	FHLMC (Callable 9-29-17)	09-29-20	\$ 1,000,000.00	\$ 1,000,000.00	\$ 1,000,030.00	1.750%	Qtrly
07-11-17	Ladenburg Thalmann	FHLMC (Callable 1-11-18)	01-11-21	\$ 1,000,000.00	\$ 1,000,000.00	\$ 1,000,040.00	1.800%	Qtrly
07-26-17	Stifel	FHLMC STEP (Callable 1-26-18)	07-26-22	\$ 1,000,000.00	\$ 1,000,000.00	\$ 1,000,200.00	1.750%	Qtrly
07-27-17	Stifel	FHLMC STEP (Callable 10-27-17)	07-27-22	\$ 1,000,000.00	\$ 1,000,000.00	\$ 1,000,020.00	1.500%	Qtrly
08-07-17	Ladenburg Thalmann	FFCB (Callable Continuous)	11-23-20	\$ 999,850.00	\$ 1,000,000.00	\$ 998,550.00	1.770%	Continuous
08-09-17	Stifel	FHLB STEP (Callable 2-9-18)	02-09-22	\$ 2,000,000.00	\$ 2,000,000.00	\$ 2,000,420.00	1.750%	Qtrly
08-10-17	Ladenburg Thalmann	FHLB STEP (Callable 11-10-17)	08-10-22	\$ 1,000,000.00	\$ 1,000,000.00	\$ 999,870.00	1.500%	Qtrly

Total Government Agency \$ 65,441,850.00 \$ 65,450,000.00 \$ 65,242,426.50

Weighted Mean YTM 1.266%

TOTAL INVESTED @ 08/31/17 \$ 115,672,975.43 \$ 115,594,655.43 \$ 115,403,552.90

BALANCE @ 06/30/17 \$ 117,493,032.70

INCREASE OR (DECREASE) \$ (1,820,057.27)

DESERT WATER AGENCY
STATEMENT OF CASH RECEIPTS AND EXPENDITURES

WASTEWATER ACCOUNT

AUGUST 2017

INVESTED
RESERVE FUNDS
\$1,143,792.04

BALANCE	AUGUST 1, 2017	\$23,974.12	
ACCOUNTS RECEIVABLE - OTHER		\$0.00	
CUSTOMER DEPOSITS - CONSTRUCTION		0.00	
INTEREST EARNED - INVESTED FUNDS		22.60	
WASTEWATER REVENUE		87,742.76	
SEWER CAPACITY CHARGES		11,032.35	
MISCELLANEOUS		<u>0.00</u>	
TOTAL RECEIPTS		\$98,797.71	
PAYMENTS			
CHECKS UNDER \$10,000.00		\$18,605.72	
CHECKS OVER \$10,000.00 - SCH. #1		106,963.62	
CANCELLED CHECKS AND FEES		<u>0.00</u>	
TOTAL PAYMENTS		<u>\$125,569.34</u>	
NET INCOME		(\$26,771.63)	
INVESTED RESERVE FUNDS			
FUNDS MATURED		\$33,000.00	
FUNDS INVESTED – SCH. #2		<u>41,000.00</u>	
NET TRANSFER		(\$8,000.00)	\$8,000.00
BALANCE	AUGUST 31, 2017	(\$10,797.51)	\$1,151,792.04

DESERT WATER AGENCY

WASTEWATER ACCOUNT

SCHEDULE # 1-CHECKS OVER \$10,000

CHECK #	NAME	DESCRIPTION	AMOUNT
2505	COACHELLA VALLEY WATER DISTRICT	SEWER CAPACITY CHARGES	\$33,520.00
2507	COACHELLA VALLEY WATER DISTRICT	WASTEWATER REVENUE BILLING FOR JULY 2017	\$52,493.62
2511	COACHELLA VALLEY WATER DISTRICT	SEWER CAPACITY CHARGES	\$20,950.00
** TOTAL			\$106,963.62

**DESERT WATER AGENCY
WASTEWATER FUND - LISTING OF INVESTMENTS
AUGUST 31, 2017**

PURCH DATE	NAME	DESCRIPTION	MATURITY DATE	COST	PAR VALUE	MARKET VALUE	YIELD TO MATURITY
------------	------	-------------	---------------	------	-----------	--------------	-------------------

Local Agency Invstment Fund

06-30-83	State of California	LAIF	Open	\$ 1,151,792.04	\$ 1,151,792.04	\$ 1,151,792.04	1.090%
----------	---------------------	------	------	-----------------	-----------------	-----------------	--------

TOTAL INVESTED @ 08/31/17	\$ 1,151,792.04	\$ 1,151,792.04	\$ 1,151,792.04
BALANCE @ 06/30/17	\$ 1,142,620.01		
INCREASE OR (DECREASE)	\$ 9,172.03		

DESERT WATER AGENCY - OPERATING FUND
COMPARATIVE EARNINGS STATEMENT

MONTH 17-18
AUGUST

MONTH 17-18 AUGUST	THIS MONTH		BUDGET		FISCAL YEAR TO DATE		BUDGET		VARIANCE	
	THIS YEAR	LAST YEAR	BUDGET	THIS YEAR	LAST YEAR	BUDGET	YTD		PCT	
OPERATING REVENUES										
WATER SALES	2,970,406.66	2,464,765.33	3,002,775.00	5,935,816.61	4,853,203.24	5,652,775.00	283,041.61	5		
RECLAMATION SALES	165,847.15	165,366.77	158,975.00	339,144.11	313,762.51	305,350.00	33,794.11	11		
POWER SALES	5,550.51	5,900.53	2,000.00	12,480.99	8,611.78	4,000.00	8,480.99	212		
OTHER OPER REVENUE	241,787.97	141,934.50	130,700.00	416,183.63	194,025.75	261,400.00	154,783.63	59		
TOTAL OPER REVENUES	3,383,592.29	2,777,967.13	3,294,450.00	6,703,625.34	5,369,603.28	6,223,525.00	480,100.34	8		
OPERATING EXPENSES										
SOURCE OF SUPPLY EXP	18,411.32	17,085.32	36,825.00	30,380.03	27,904.95	73,650.00	43,269.97	59		
PUMPING EXPENSE	384,520.16	133,012.49	267,875.00	406,541.19	429,447.34	579,550.00	173,008.81	30		
REGULATORY WATER TREAT	54,833.54	42,572.47	42,500.00	84,458.65	75,507.78	85,000.00	541.35	1		
TRANS & DIST EXPENSE	256,839.62	262,970.01	437,800.00	412,913.11	418,939.49	875,600.00	462,686.89	53		
CUSTOMER ACT EXPENSE	74,415.86	70,519.36	80,025.00	128,003.66	133,451.53	160,050.00	32,046.34	20		
ADMIN & GEN EXPENSE	577,794.19	686,255.25	600,175.00	2,025,844.45	2,116,118.10	2,155,825.00	129,980.55	6		
REGULATORY EXPENSE	14,902.47	5,111.72	25,125.00	32,156.82	22,944.37	50,250.00	18,093.18	36		
SNOW CREEK HYDRO EXP	1,853.19	1,577.65	3,350.00	2,697.29	4,580.98	6,700.00	4,002.71	60		
RECLAMATION PLNT EXP	96,512.06	73,224.68	207,800.00	127,157.03	104,573.19	415,600.00	288,442.97	69		
SUB-TOTAL	1,480,082.41	1,292,328.95	1,701,475.00	3,250,152.23	3,333,467.73	4,402,225.00	1,152,072.77	26		
OTHER OPER EXPENSES										
DEPRECIATION	470,406.17	462,626.81	471,200.00	938,355.63	924,356.78	942,400.00	4,044.37	0		
SERVICES RENDERED	21,178.57	10,937.76	11,250.00	44,337.61	17,077.56	22,500.00	21,837.61	97		
DIR & INDIR CST FOR WO	134,629.21	156,918.01	83,750.00	392,820.33	411,754.61	167,500.00	225,320.33	135		
TOTAL OPER EXPENSES	1,837,037.94	1,608,975.51	2,100,175.00	3,840,025.14	3,863,147.46	5,199,625.00	1,359,599.86	26		
NET INCOME FROM OPERATIONS	1,546,554.35	1,168,991.62	1,194,275.00	2,863,600.20	1,506,455.82	1,023,900.00	1,839,700.20	180		
NON-OPERATING INCOME (NET)										
RENTS	3,396.33	3,368.43	35,225.00	6,792.66	6,736.86	38,620.00	31,827.34	82		
INTEREST REVENUES	14,877.79	8,354.35	10,250.00	29,244.51	16,636.70	20,500.00	8,744.51	43		
OTHER REVENUES	280.36	600.00	.00	700.36	840.00	.00	700.36	0		
DISCOUNTS	7.24	19.74	300.00	7.24	20.20	600.00	592.76	99		
PR. YEAR EXPENSES	.00	.00	.00	349.21	.00	.00	349.21	0		
LOSS ON RETIREMENTS	.00	.00	3,000.00	.00	.00	6,000.00	6,000.00	100		
TOTAL NON-OPER INCOME	18,561.72	12,342.52	42,775.00	36,395.56	24,233.76	53,720.00	17,324.44	32		
TOTAL NET INCOME	1,565,116.07	1,181,334.14	1,237,050.00	2,899,995.76	1,530,689.58	1,077,620.00	1,822,375.76	169		

**STAFF REPORT
TO
DESERT WATER AGENCY
BOARD OF DIRECTORS**

SEPTEMBER 19, 2017

**RE: REQUEST APPROVAL AND SUPPORT OF ACWA REGION 9
NOMINATING COMMITTEE'S RECOMMENDATION SLATE FOR
2018-2019 TERM**

The Association of California Water Agencies (ACWA) Nominating Committee issued a call for nominations for Region 9 leadership. The Committee is seeking candidates for region officer and board member positions who are interested in leading the direction of ACWA for the 2018-2019 term.

Leadership of the ten geographical ACWA regions is integral to the leadership of the Association as a whole. Members of the Region 9 board determine the direction and focus of regional issues and activities, and support ACWA's goals on behalf of its members. The Region 9 Chair and Vice Chair will serve on ACWA's Board of Directors for the next two-year term beginning January 1, 2018.

Attached is the recommended slate by the Nomination Committee. Recommendation for Chair is Joseph J. Kuebler (Eastern Municipal Water District; Vice Chair is G. Patrick O'Dowd (Coachella Valley Water District); and Board Members are: Luis Cetina (Cucamonga Valley Water District), Carl P. Coleman (Mojave Water Agency), James Morales Jr. (East Valley Water District), Phil Rosentrater (Salton Sea Authority), and Harvey R. Ryan (Elsinore Valley Municipal Water District).

Also attached is the individual board candidate nominations: Candidates for Chair are Joseph J. Kuebler (Eastern Municipal Water District) and Harvey R. Ryan (Elsinore Valley Municipal Water District); Vice Chair Candidates are G. Patrick O'Dowd (Coachella Valley Water District and Michael Wilson (Indio Water Authority); and Board Members (max of 5 choices) are David Castaldo (San Geronio Pass Water Agency), Luis Cetina (Cucamonga Valley Water District), Steven Farrell (Crestline Village Water District), Joseph J. Kuebler (Eastern Municipal Water District), James Morales Jr. (East Valley Water District), Phil Rosentrater (Salton Sea Authority), Harvey R. Ryan (Elsinore Valley Municipal Water District) and Michael Wilson (Indio Water Authority).

Staff requests that the Board either 1) approve the recommended slate of candidates, or 2) indicate individual candidates; and authorize the Board President to complete and submit the Agency's ballot by September 29, 2017.

OFFICIAL

REGION 9 Board Ballot

2018-2019
TERM



**Please return completed ballot
by September 29, 2017**

E-mail: anaj@acwa.com
Mail: ACWA
910 K Street, Suite 100
Sacramento, CA 95814

General Voting Instructions:

- 1** You may either vote for the slate recommended by the Region 9 Nominating Committee or vote for individual region board members (please note rules & regulations for specific qualifications). Mark the appropriate box to indicate your decision.
- 2** Complete your agency information. The authorized representative is determined by your agency in accordance with your agency's policies and procedures.

Region 9 Rules & Regulations:

The chair and vice chair shall be elected, one from each area, and the positions shall be rotated between the Western and Arid areas of Region 9. For the 2018-2019 term the chair shall be from the Western area.

1

Nominating Committee's Recommended Slate

- ☐ I concur with the Region 9 Nominating Committee's recommended slate below.

CHAIR:

- **Joseph J. Kuebler**, Director, Eastern Municipal Water District (Western)

VICE CHAIR:

- **G. Patrick O'Dowd**, Board Member, Coachella Valley Water District (Arid)

BOARD MEMBERS:

- **Luis Cetina**, Vice President, Cucamonga Valley Water District
- **Carl P. Coleman**, Board Secretary, Mojave Water Agency
- **James Morales Jr.**, Governing Board Member, East Valley Water District
- **Phil Rosentrater**, General Manager, Salton Sea Authority
- **Harvey R. Ryan**, Board Member, Elsinore Valley Municipal Water District

OR

Individual Board Candidate Nominations

(See Rules & Regulations before selecting)

- ☐ I do not concur with the Region 9 Nominating Committee's recommended slate. I will vote for individual candidates below as indicated.

CANDIDATES FOR CHAIR: (CHOOSE ONE)

- ☐ **Joseph J. Kuebler**, Board Member, Eastern Municipal Water District (Western)
- ☐ **Harvey R. Ryan**, Board Member, Elsinore Valley Municipal Water District (Western)

CANDIDATES FOR VICE CHAIR: (CHOOSE ONE)

- ☐ **G. Patrick O'Dowd**, Board Member, Coachella Valley Water District (Arid)
- ☐ **Michael Wilson**, Board Vice President, Indio Water Authority (Arid)

CANDIDATES FOR BOARD MEMBERS: (MAX OF 5 CHOICES)

- ☐ **David Castaldo**, Director, San Geronio Pass Water Agency
- ☐ **Luis Cetina**, Vice President, Cucamonga Valley Water District
- ☐ **Carl P. Coleman**, Board Secretary, Mojave Water Agency
- ☐ **Steven Farrell**, Director, Crestline Village Water District
- ☐ **Joseph J. Kuebler**, Board Member, Eastern Municipal Water District
- ☐ **James Morales Jr.**, Chairman of the Board, East Valley Water District
- ☐ **G. Patrick O'Dowd**, Board Member, Coachella Valley Water District
- ☐ **Phil Rosentrater**, General Manager, Salton Sea Authority
- ☐ **Harvey R. Ryan**, Board Member, Elsinore Valley Municipal Water District
- ☐ **Michael Wilson**, Board Vice President, Indio Water Authority

2

AGENCY NAME

AUTHORIZED REPRESENTATIVE

DATE

Phil Rosentrater for ACWA Region 9 Board

Phil Rosentrater has worked tirelessly to protect and improve public water agencies for nearly a quarter century in communities spanning the three counties comprising ACWA Region 9.

Phil first moved to Region 9 as a resident of the city of Upland where his parents met and his three brothers were born. Phil has lived and worked in other San Bernardino County communities that include the city of Ontario and the San Bernardino Mountain resort communities and the high deserts around Yucca Valley. Phil has lived in the Riverside area for thirty years and currently works in both Riverside and Imperial Counties as the GM/Executive Director for the Salton Sea.

Phil is well versed in water issues at the local, regional, state and federal level. He understands the unique challenges facing water agencies operating in California's inland southwestern region. He also understands the value of bringing people and agencies together to articulate the priorities of Region 9 in a way that produces positive results. In the San Geronimo Pass area, Phil helped assemble a dozen water-related entities that had never had a group conversation but today, they are working cooperatively to achieve greater efficiency in mutually beneficial plans and projects.

In addition to his drive to create cooperative partnerships, Phil brings to Region 9 a hard-earned reputation for protecting the public water supplies, particularly the interests of Region 9. For example, Phil helped successfully fend off a state grab of water agency share of local property taxes by spearheading a coalition that persuaded legislators that expanding a state ERAF grab would hurt infrastructure needed to survive drought and to protect community well-being.

In addition to his current appointment as a member of the Board for ACWA Region 9, Phil has served at the statewide level in ACWA as the Chair for the ACWA Outreach Committee. He has represented Region 9 in previous roles as a member of the State Legislative Committee and the Local Government Committee. Phil also currently serves on the ACWA Energy Committee.

Phil has been privileged to be a presenter and moderator in numerous ACWA conferences and his agency (Western Municipal Water District) was twice recognized with ACWA's annual Outreach Award. Phil has worked to improve policy and interagency relations for water-related agencies through his work in affiliated organization such as California Special Districts Association, California Association of Sanitation Agencies, American Groundwater Association, Groundwater Resources Agency, and Southern California Water Committee. The California Special Districts Association has honored Phil with the "Outstanding Legislative Advocate" award for his efforts.

From the Mountains, to the Sea, to every Valley in between, Phil Rosentrater remains dedicated to improving water services on issues impacting Region 9. Please allow him to continue serving with your agency's affirmation of the slate of candidates for ACWA Region 9.



#

Phil Rosentrater, GM/Executive Director, SSA, PRosentrater@ssajpa.org

Martin E. Zvirbulis
Secretary / General Manager/CEO

RECEIVED

August 17, 2017

AUG 23 2017

DESERT WATER AGENCY

Mr. David Luker
Desert Water Agency
PO Box 1710
Palm Springs, CA 92263

RE: Support for Luis Cetina for the ACWA Region 9 Board of Directors

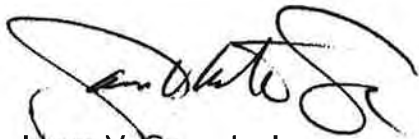
Dear Mr. Luker,

On behalf of the Cucamonga Valley Water District (CVWD) I am asking for your support to elect Luis Cetina to the Board of Directors for Region 9 of the Association of California Water Agencies (ACWA). The CVWD Board of Directors took action to support Mr. Cetina's nomination to the Region 9 Board and are happy to report that he is included on the recommended slate of candidates. We respectfully request that your board take action to cast your ballot in favor of Luis Cetina.

Mr. Cetina has served on the Cucamonga Valley Board of Directors for the past 5 years and currently serves as the Board Vice-President. He is actively involved with ACWA and has served on the Communications and Water Management Committees. He currently serves on the Groundwater Committee.

We hope that you will join us in supporting Luis Cetina as a member of the ACWA Region 9 Board of Directors. Attached please find a copy of his biography for your review. If you have any questions, please contact me directly at (909) 987-2591.

Respectfully,



James V. Curatalo, Jr.
Board President

Enclosure

Luis Cetina
Candidate Statement
Association of California Water Agencies - Region 9

Dear ACWA Region 9 Board Members:

I would like to take this opportunity to express my interest in serving on the Region 9 Board of Directors. I believe I will be a valuable contributor to the Board due to my knowledge and experience in the water industry.

I have served on the CVWD Board of Directors for nearly five years, and currently serve as the Vice-President for the agency. I also serve on CVWD's Finance and Water Resources Committees, and as an alternate board member to the Fontana Union Mutual Water Company.



My election to the CVWD Board is not my first interaction with water, I have over 30 years of experience working for the Metropolitan Water District of Southern California (MWD) as a principal governmental and regional affairs representative. In my role I work with other local agencies and stakeholder groups to inform them of water policy issues impacting the region. While at MWD, I have also had experience in surveying, construction plan review, water supply forecasting, and legislative and policy analysis.

I currently serve as the chair of the La Verne Chamber of Commerce. I am also on the boards of the El Monte/South El Monte Chamber of Commerce and the Regional Chamber of Commerce for San Gabriel Valley. For both organizations I serve as the chair of the governmental affairs committee. Since my election I have been actively involved with ACWA, having served on the Water Management, Communications and Groundwater committees.

I obtained a Bachelor of Science degree in civil engineering with an emphasis on the environment from the California State Polytechnic University, Pomona. On a personal note, I currently reside in Rancho Cucamonga with my wife and six children, I am actively involved in my church and the local youth soccer league.

Respectfully submitted,

A handwritten signature in black ink, appearing to read 'Luis Cetina', with a stylized flourish at the end.

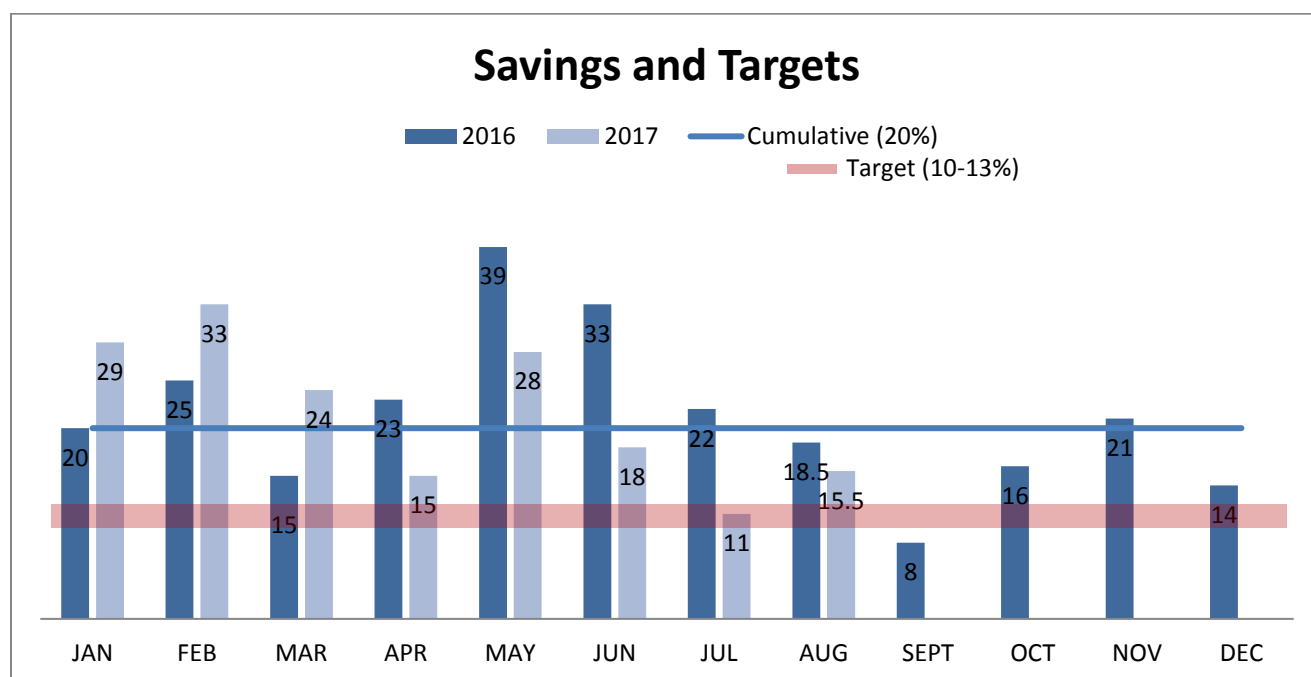
Luis Cetina
Vice-President, Cucamonga Valley Water District

STAFF REPORT TO DESERT WATER AGENCY BOARD OF DIRECTORS

SEPTEMBER 19, 2017

RE: AUGUST 2017 WATER USE REDUCTION FIGURES

Desert Water Agency and its customers achieved a 15.5% percent reduction in potable water production during August 2017 compared to the same month in 2013 – the baseline year used by the State Water Resources Control Board (State Water Board) to measure statewide conservation achievements. DWA continues to report its production to the state on a monthly basis, despite mandatory conservation ending in April 2017.



Staff is also tracking the water use compared to the threshold in the rate study regarding the proposed drought surcharge. This trigger was not met this month and the cumulative since January is far below the 10% trigger (-7.3%).

DWA is asking its customers to save 10-13% compared to 2013 to help achieve long-term sustainability. The cumulative savings beginning in June of 2016 when we put our 10-13% target in place is 20%.

On the following page is additional information for this month.

August 2017 water production	3,239.15 AF
August 2013 water production	3,831.46 AF
Percent changed in August per drought surcharge baseline (August 2015)	15.87% increase
Quantity of potable water delivered for all commercial, industrial, and institutional users for the reporting month	996.02 AF
The percentage of the Total Monthly Potable Water Production going to residential use only for the reporting month	69.25%
Population (inclusive of seasonal residents)	106,222
Estimated R-GPCD	221.97
How many public complaints of water waste or violation of conservation rules were received during the reporting month?	58
How many contacts (written/ verbal) were made with customers for actual/ alleged water waste or for a violation of conservation rules?	28
How many formal warning actions (e.g.: written notifications, warning letters, door hangers) were issued for water waste or for a violation of conservation rules?	5
How many penalties were issued for water waste or for a violation of conservation rules?	0
<p>Comments: The Agency's service area is highly seasonal making population analysis a complex task. The State Water Resources Control Board (State Board) analyzes data on a per capita basis.</p> <p>Historically, DWA has submitted data based on the permanent population of the service area; however that data does not accurately reflect water use in DWA's service area which has a highly seasonal population. Based on local data, the correct population is higher than previously reported. The Residential Gallons Per Capita Per Day (R-GPCD) is being submitted using the corrected population.</p> <p>DWA would like it noted that the amount of fresh water outflow to the ocean during the month of August was 604,854 acre feet. Additionally, since it began recycling water Desert Water Agency has reclaimed 93,009 acre feet. If our recycled water production for this month was taken into consideration against our potable production, the conservation achieved would have been several percentage points higher.</p>	