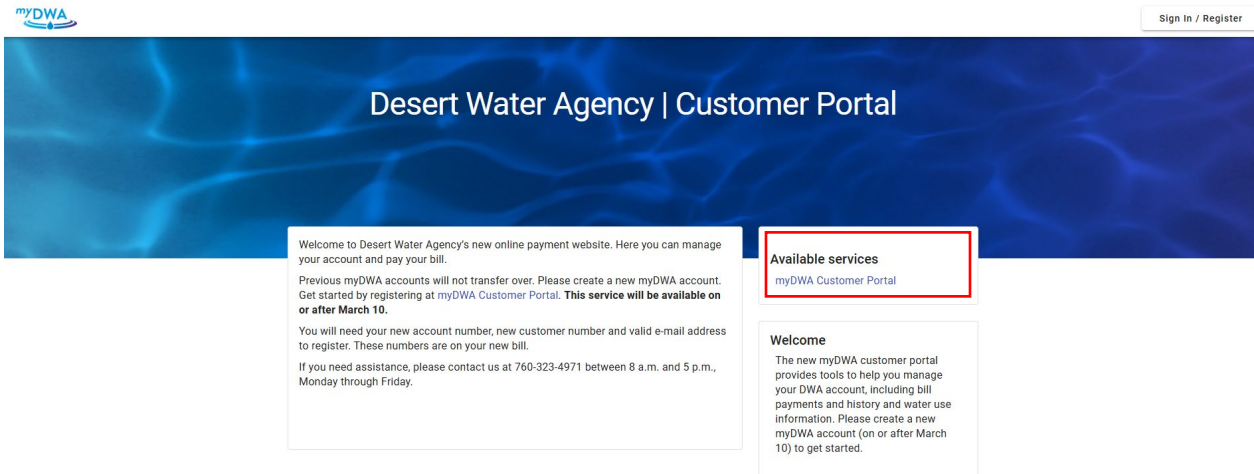
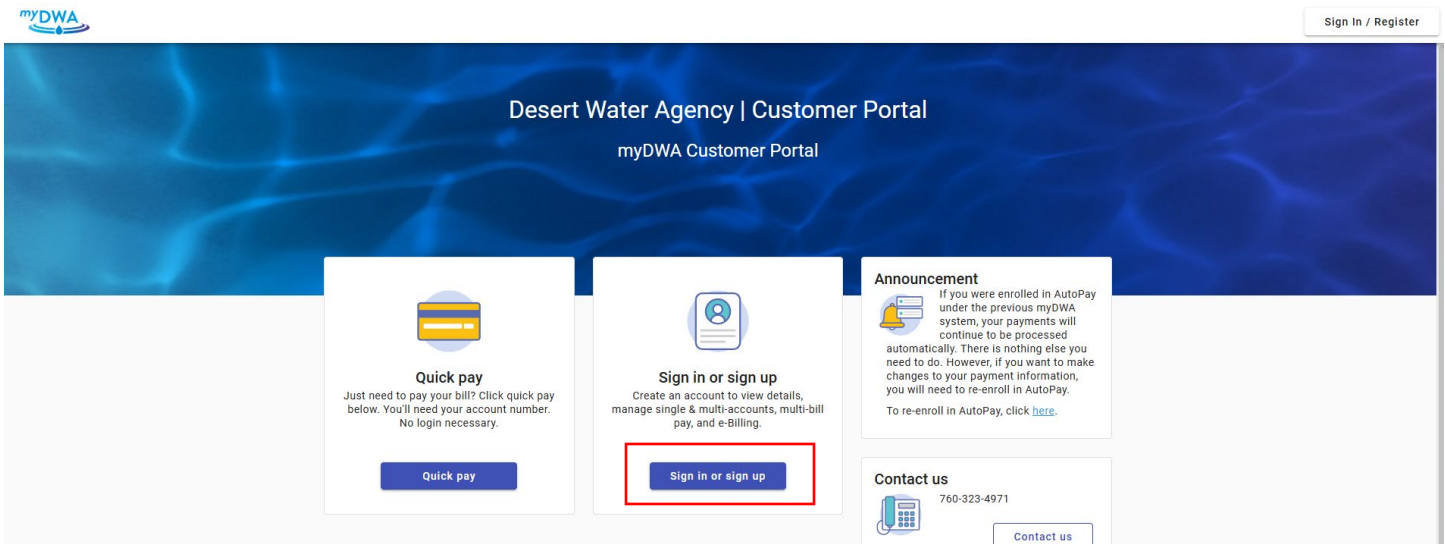


# How to Register for a myDWA Customer Portal Account

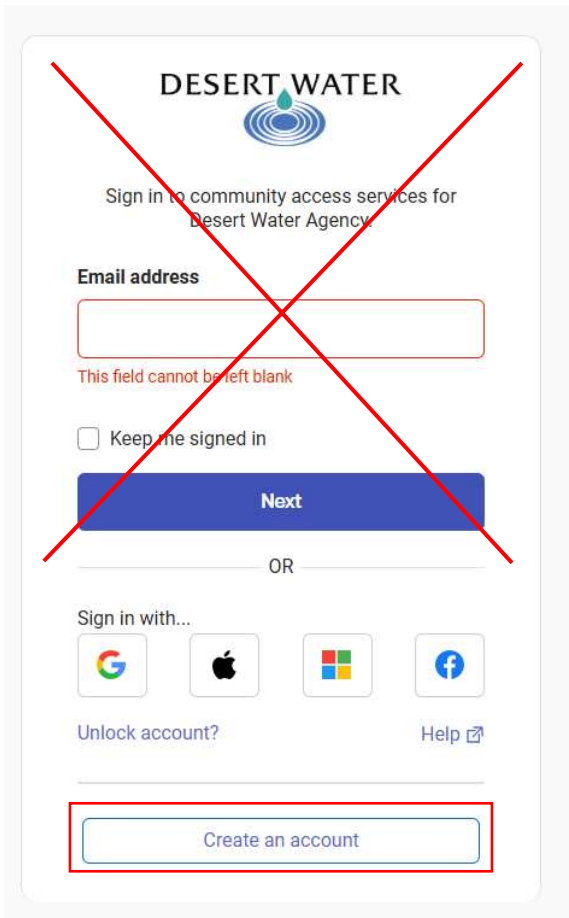
1. Go to [www.mydwa.org](http://www.mydwa.org).
2. Click on *myDWA Customer Portal* under *Available Services*.



3. Click on *Sign in or sign up* (blue button)



4. Click *Create an Account* at the bottom of the page. IGNORE the area asking for your email address.



**DESERT WATER**

Sign in to community access services for  
Desert Water Agency

**Email address**





This field cannot be left blank

Keep me signed in

**Next**

OR

Sign in with...

[Unlock account?](#) [Help](#)

**Create an account**

5. Fill out the required fields and click and click *Sign up*.



Create an account

Fields are required unless marked optional.

**Email**

jansmail21@yahoo.com

**First name**

Tester

**Last name**

User

**Mobile phone**

Optional

760-323-4971

Password requirements:

- ✓ At least 8 characters
- ✓ A lowercase letter
- ✓ An uppercase letter
- ✓ A number
- ✓ No parts of your username

**Password**

.....




**Sign up**


Already have an account? [Sign In](#)

6. Check your inbox for an email from [noreply@identity.tylerportico.com](mailto:noreply@identity.tylerportico.com) (Community Access Identity) with your verification code.

Welcome to your Community Access account Yahoo/Inbox ☆

---

 **Community Access Identity** 🖨️ Mon, Mar 17 at 10:34 AM ☆  
From: noreply@identity.tylerportico.com  
To: jansmail21@yahoo.com



Hi Tester,

Welcome to your Community Access account!

Your organization uses Community Access and Tyler Technologies to manage access to applications which serve citizens.

Community Access provides access to all of your citizen applications and connects you to other public applications within Tyler Technology's ecosystem.


[Learn more about Community Access.](#)


To verify your email address and activate your account enter the verification code: **677761**

This is an automatically generated message from Community Access. Replies are not monitored or answered.

7. Go back to the webpage and enter the verification code. Click *Verify*.

**DESERT WATER**



 jansmail21@yahoo.com

Verify with your email

We sent an email to **j\*\*\*1@yahoo.com**. Enter the verification code in the text box.

**Enter Code**


This field cannot be left blank

**Verify**

[Return to authenticator list](#)

[Back to sign in](#)

8. There are options available to help further protect your account. If there is no desire to further secure your account, select *Continue*.



[jansmail21@yahoo.com](#)

Set up security methods

Security methods help protect your Tyler Portico Citizen account by ensuring only you have access.

Optional

**Google Authenticator**

Enter a temporary code generated from the Google Authenticator app.

Used for access

[Set up →](#)

**Okta Verify**

Okta Verify is an authenticator app, installed on your phone or computer, used to prove your identity

Used for access

[Set up →](#)

**Phone**

Verify with a code sent to your phone

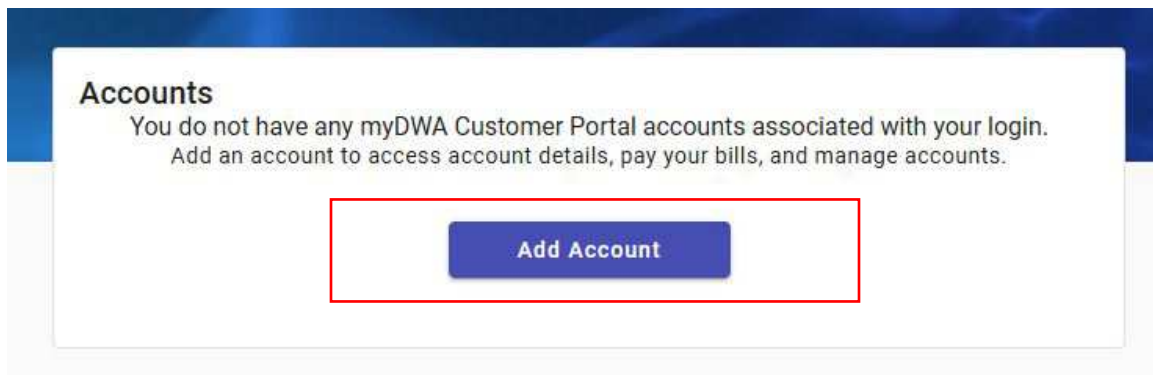
Used for access

[Set up →](#)

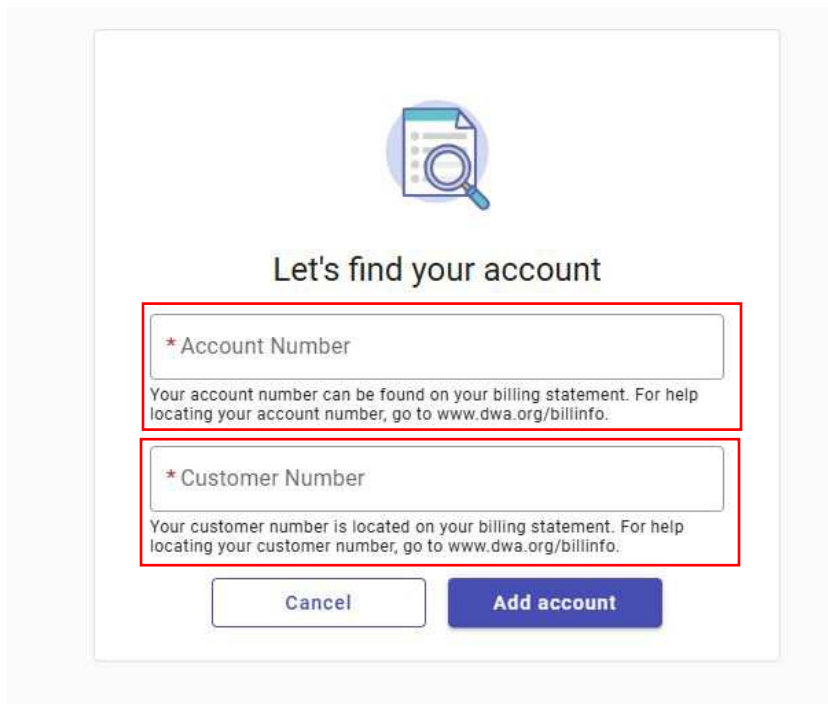
[Continue](#)

[Back to sign in](#)

9. You will be redirected to the myDWA portal. You are now registered and can start adding your account(s) by clicking *Add Account*.



10. Enter your new DWA account number and customer number. You can find these on your new bill.



11. You can now pay your bill and manage your account online.